


# 2009 FOOTBALL STAT BOOK



ALL INFORMATION IS THROUGH  
**2008 Playoffs**

INCLUDES

Playoff History & Scores, W-L of Teams in the  
Championship; Coaches Appearances  
Championship Game Records, Hall-of-Fame  
Players, & All-Time Statistical Leaders



# **TABLE OF CONTENTS**

Play-off Champions, Runner-up and Result, Year-by-Year.....	5
Championship Teams, Alphabetically.....	8
Coaches Who Have Directed Teams To State Play-offs.....	10
Individuals Who Have Coached a Championship Team .....	23
School & Coach Playoff Leaders .....	25
Overtime Play-off Games .....	28
Officials - Number of Years Selected for Play-off Games .....	30
Officials With the Most Championship Game Appearances .....	31
Attendance Records .....	31
Team Appearances & All-Time Team Play-off W-L Record .....	32
Football Play-off Results, Year-by-Year .....	39
Championship Game Records .....	80-85
Outstanding Iowa High School Football Programs, Since 1972 .....	86
Iowa Preps Who Became First Team Collegiate All-Americans.....	87-88
IHSAA Player Hall of Fame Members .....	89
All-Time Best List - Game, Season - Career .....	90-115
Longest Win Streaks.....	115-117
Active & Former Coaches with 120 or More Career Victories .....	117-120
2009 Football Fast Facts .....	121

## ***Special Thanks***

*The IHSAA is indebted to intern Jared Chizek who spent several hours proofing this book as it underwent revisions and changes in the summer of 2009. His work has made this book more accurate and easier to read as we attempt to authenticate performances and the history of high school football.*

## **IHSAA MISSION & PURPOSE**

### ***MISSION***

“The Iowa High School Athletic Association serves its member schools and students by providing leadership and support for education based interscholastic athletics that enrich the educational experience of the student athlete.”

### ***PURPOSE***

“To promote, develop, direct, protect, and regulate amateur interscholastic athletic relationships between member schools and to stimulate fair play, friendly rivalry, and good sportsmanship among contestants, schools, and communities throughout the state.”

## ***Foreward - High School Football -- An Iowa Legacy***

### **TIMELINE**

1860	Secondary schools begin playing in Eastern U.S. after the game is banned at Harvard; 24 players to a team; game was 90 minutes in length
1869	Scoring only by a goal by kick only for 1 point
1876	Number of players reduced to 15; field was set at 140 yards by 70 yards
1878	Canvas pants and jackets required equipment
1880	Field reduced in size from 140 x 70 yards to 110 x 53 yards.
1881	Two overtime periods of 15 minutes each to break tie games. Teams given three downs to advance the ball five yards for a first down
1883	Scoring by touchdown - 4 points; goal after a touchdown - 4 points; safety 2 points; field goal – 5 points
1890	Some Iowa high schools start playing football, but many teams representing schools were club teams, sometimes using players not in high school.
1894	Game time reduced to 70 minutes.
1885	Intentional offside – opponent awarded 1 point; slugging – opponent receives 2 points
1897	Six points awarded for a touchdown and one point for a successful try
1904	Points for a field goal reduced from 5 to 4.
1905	After 18 deaths and 180 serious injuries due to brutal play in college games, President Theodore Roosevelt called upon college leaders to “save the sport,” in a special White House Commission and testimony before the U.S. Congress
1905	I.H.S.A.A. member schools banned from playing football.
1908	I.H.S.A.A. lifts ban of football; play to resume by member schools in 1909
1909	Playing rules codified by Presidential Commission on football that eventually became the NCAA.; forward pass legalized
1909	Points for a field goal set at 3.
1910	Game is played in four quarters of 15 minutes each.
1912	Field length is reduced to 100 yards with 10 yard “end zones.” Teams are given four downs to advance the ball 10 yards and receive a new series.
1922	The down for the try after a touchdown was moved to 5 yard line (previously the try had been from where the scoring team snapped)
1932	NFHS publishes rules for high school football splitting with previous NCAA rule codification; game time per quarter reduced from 15 minutes to 12 minutes.
1935	Helmets required
1954	Legalized the use of plastic face mask
1958	Successful try after a touchdown – 1 point by kick and 2 pts. for successful run or pass.
1960	I.H.S.A.A. requires tooth and mouth protectors
1968	I.H.S.A.A. rules prohibit spearing and illegal helmet contact
1970	NFHS recommended the use of four officials
1971	Goals widened from 18'6" to 23'4"
1972	Iowa first state to adopt an overtime procedure in case of ties
1972	I.H.S.A.A. Board of Control initiates football play-offs (4 classes: 4A, 3A, 2A and 1A); Four qualifiers in each class
1972-75	Championship games played at Kinnick Stadium, Iowa City; Clyde Williams Field, Ames; and at neutral school sites.
1975	Play-off qualifiers in each class increased to eight.
1976	Play-off Championship Games in the UNI-Dome at Cedar Falls
1979	Most ever — 435 of 506 member high school have football teams
1979	I.H.S.A.A. made restrictions on blocking below the waist
1981	Class A added to the play-off system
1984	8 qualifiers in Class 4A; other classes expanded to 16 play-off qualifiers
1986	Class 4A moves to 16 play-off qualifiers
1992	Start of District Football; 50-point mercy rule adopted
1993	I.H.S.A.A. has game officials rate players, coaches and fans on their sportsmanship
1998	Semifinal round of play-offs moved to the UNI-Dome.
1998	8-player football revived; was dropped in the late 1950s.
2000	8-player added to the playoff system (4 qualifiers)
2002	8-player qualifiers increased to 8
2006	8-player qualifiers increased to 16; Playoff semifinals in 8-player move into the UNI-Dome
2008	Post-season play adds one round of substate games for 32 teams in each class before the Field of 96 is set

Each fall across Iowa, talk in virtually every community is of high school football. Friday Night is reserved for the “Legends of the Fall” and with nearly 23,000 participants in grades 9-12, the sport is the highest participation activity in Iowa high schools.

Whether you call it “Pride in Pads,” “Courage in Cleats,” or “Glory on the Gridiron,” football season is embraced by students and adults alike. It is a phenomenon in towns and cities across the state. The names of top players and teams may change each year, but the tradition never does.

*more...*

## Foreward cont'd

Iowa high schools began playing football in the late 1800s, with difficulty placing an exact starting date. With no lighted fields, games were played in the afternoon. Transportation was limited, and often the teams playing the game were located along railroads. The early fields ranged from stock yards, fairgrounds, to pastures and eventually to high school fields. The season would usually start with games in mid-September and end with games on or near Armistice Day and in a few instances Thanksgiving. The rules had little uniformity until the turn of the century, and the equipment was only minimal compared to safety standards that followed. It was not uncommon for the early teams to be a collection of high school and non-high school players.

It was a rugged game that was often brutal. In 1905 the college game reported 18 deaths and 180 serious injuries. Thus when the I.H.S.A.A. was formed in 1904, they immediately placed a ban on its members playing the game. President Theodore Roosevelt called college leaders together to try and preserve the game by making changes in the rules to make it safer. Before reinstating the sport in 1908, the membership of the I.H.S.A.A. drafted age and grade eligibility rules and required a physical prior to participation. For nearly a century Iowa students have been playing the game that nearly faced extinction at the turn of the century.

The IHSAA, through its coaches and administrators, has led the nation in many rules changes regarding safety, securing permission from the National Federation of High School Athletic Associations (NFHS) to implement them and report on their success. Many of the changes that followed were codified in the national rule book later.

In 1960 Iowa was the first state to mandate mouth pieces; in 1968 it was the first state to eliminate spearing and prevent the use of head in tackling and blocking; and in the late 1980s and early 90s Iowa was the first to experiment with bringing coaches onto the field during time outs to check their players for heat stress and exhaustion. Through 2004, Iowa was the only state to provide coaches with instruments and charts for measuring levels of heat and humidity, thus trying to eliminate injuries related to heat and heart stress. The IHSAA has enjoined the Iowa Football Coaches Association, which was organized in 1963, in emphasizing safety issues and promoting the sport.

As football became more popular each year, rules continued to emphasize making the game safer. Equipment likewise has improved. In a game that emphasizes sportsmanship, safety has always remained a primary focus of the IHSAA and Iowa has led the way to make the game safer. Besides equipment, changes that improved game included playing facilities that were well-lighted with natural turf nurtured by watering systems, as well as some artificial surfaces. In a related change, the 1930s and 1940s saw over 140 schools with a six or eight man team in addition to a over 270 with 11-player teams. Yet even when you add the numbers, less than half of the membership of the I.H.S.A.A. prior to 1960 offered the sport.

But the sport enjoyed a resurgence of popularity, thanks in good measure to the creation of a playoff structure that breathed new life into it. After several discussions with the football coaches association, the Association's Board of Control implemented one of the more popular innovations connected with the sport — the playoff structure in 1972. Prior to 1972, teams would have an 8 or 9 game schedule and the season would end. Football was the only sport that did not have a state tournament to determine a champion and the IHSAA and the coaches felt there should be a better way to end the season. The member schools supported the idea and a new age of football was born for Iowa kids. By 1979, the number of schools offering football reached high tide with 435 teams from the 506 member high schools. Today there are 357 teams involving 377 of the 400 member schools. Until 1972, the State Champion was "mythical" — the school that finished first in the ratings poll. The playoffs in each of the five 11-player and the one 8-player class, crown champions that are made on the field. Each year, a special story about a school, a player, group of players, or a coach captures the interest of fans.

In 1993 after conferences started losing members due to school closings, consolidations and shrinking enrollments, teams had difficulty in securing complete schedules. The solution was district football and kept competition among schools with like enrollment. In 1998, an 8-player playoff format was introduced.

Iowa players have an extraordinary record of achievement beyond high school, and boast a legacy of which fans can revel. From all-time high school and University of Iowa greats, Aubrey Devine of Des Moines, Gordon Locke of Denison, one of Notre Dame's fable Four Horsemen Elmer Layden of Davenport to modern day greats the legacy continues. The first Heisman Trophy winner was Jay Berwanger of Dubuque, and Adel's Nile Kinnick, one of the most prolific athletes the state has produced, won the Heisman in 1939. Other native Iowans who prepped on the gridirons of our state have finished high in the Heisman voting including "Sonny" Franck of Davenport, Bob O'Dell of Sioux City and Randy Duncan, Des Moines Roosevelt each finished among the top three. Numerous other Iowans have won national collegiate awards for their position play such as Chad Hennings, the first ever Outland Trophy winner, and Robert Gallery the 2003 Outland Trophy winner; Trev Alberts, the 1993 Butkus Award winner, and Nate Kaeding, the 2002 Groza Award winner. Several Iowans have gone on to star in the NFL and other professional leagues. Near the top of the list is former Super Bowl MVP, Kurt Warner, a former prep at Cedar Rapids Regis. Former Iowa preps have finished high or won individual honors in Division II (Chris Hegg of Hudson at Truman State 1985 and Adam Timmerman of Cherokee, D-II offensive lineman of the year, in 1994 when he played for South Dakota State.) In Division III, Marion's Carey Bender while playing for Coe won the Gagliardi Trophy, the division's equivalent of the Heisman.

A total of 130 former players have been inducted in the players' Hall of Fame prior to 2009; 21 Iowa players have gone earned First Team Consensus All-American recognition at the NCAA Division I schools and 74 have become first team All-Americans in Divisions I-AA, II and III, with several others winning NAIA honors. Twenty-nine Iowa high school graduates ended the 2007 season on the roster of National Football League teams. But, the huge base of hometown heroes, forever nameless to many, continues to be your typical high school youngster — the heart and soul of high school football. Also, key to the success are the coaches and administrators who have endeavored to deliver a great educational experience to their student-athletes. Since 1969, the football coaches' association has inducted over 200 coaching greats. Six coaches, including five who are active, now have 300 or more victories, 33 others have 200 or more career wins while another 63 have 150 or more career triumphs.

While the individual player and coach achievements are many and signify a strong measure of school and community support, the underpinning is a large core of players who participate in the sport and dedicate themselves to representing their school to the best of their abilities. That makes "Football Friday" a true community celebration. It is an experience that attracts nearly one out of every four high school boys in the state and reminds those who have gone before of the thrills and values they enjoyed. The mere act of an athlete playing football for their local school is a bond with the three-quarters of a million who have preceded them.

## 37 YEARS OF FOOTBALL PLAY-OFF CHAMPIONS

### CLASS 4-A

<u>Year</u>	<u>Title Team (Record)</u>	<u>Winning Coach</u>	<u>Runner-up (Record)</u>	<u>Score</u>
1972	Cedar Rapids, Jefferson (11-0)	Jack Fisk	Dowling Catholic, WDM (10-1)	6-0
1973	Davenport, Central (10-1)	Jim Fox	Dowling Catholic, WDM (10-1)	37-32
1974	Davenport, West (11-0)	Roger Harrington	Dowling Catholic, WDM (9-2)	14-10
1975	Bishop Heelan, Sioux City (11-1)	Dave Triplett	Waterloo, West (10-2)	16-6
1976	Davenport, Central (12-0)	Jim Fox	Dowling Catholic, WDM (9-2)	15-12
1977	Davenport, West (10-2)	Roger Harrington	Newton (9-3)	21-14
1978	Mason City (11-1)	Barry Alvarez	Dubuque, Hempstead (10-2)	15-13
1979	Dubuque Hempstead (10-2)	Bob Timmerman	Valley, WDM (9-3)	28-9
1980	Newton (12-0)	Frank Gilson	Bettendorf (11-1)	28-14
1981	Bettendorf (11-1)	Merv Habenicht	Mason City (10-2)	21-3
1982	Bishop Heelan, Sioux City (9-3)	Phil Karpuk	Cedar Falls (10-2)	21-7
1983	Davenport, Central (12-0)	Jim Fox	Bishop Heelan, Sioux City (9-3)	14-6
1984	Sioux City, East (10-2)	Walt Fiegel	Waterloo, West (11-1)	21-20
1985	Linn-Mar, Marion (12-0)	Greg Purnell	Bishop Heelan, Sioux City (10-2)	31-7
1986	Cedar Falls (10-2)	Pat Mitchell	Linn-Mar, Marion (9-3)	15-14
1987	Bettendorf (12-0)	Merv Habenicht	Dowling Catholic, WDM (10-2)	7-6
1988	Bettendorf (13-0)	Merv Habenicht	Newton (12-1)	28-12
1989	Linn-Mar, Marion (12-1)	Greg Purnell	Bishop Heelan, Sioux City (11-2)	27-0
1990	Linn-Mar, Marion (13-0)	Greg Purnell	Newton (12-1)	42-19
1991	Bettendorf (11-2)	Merv Habenicht	Bishop Heelan, Sioux City (11-2)	6-0
1992	Bettendorf (13-0)	Merv Habenicht	Valley, WDM (12-1)	41-0
1993	Iowa City, City (13-0)	Larry Brown	Bishop Heelan, Sioux City (8-4)	42-14
1994	Iowa City, City (11-2)	Larry Brown	Linn-Mar, Marion (10-3)	21-0
1995	Iowa City, West (13-0)	Reece Morgan	Dowling Catholic, WDM (11-2)	42-0
1996	Iowa City, City (13-0)	Larry Brown	Ames (12-1)	45-22
1997	Ankeny (11-2)	Jerry Pezzetti	Iowa City, City (9-4)	17-14
1998	Iowa City, West (13-0)	Reece Morgan	Dowling Catholic, WDM (11-2)	38-10
1999	Iowa City, West (13-0)	Reece Morgan	Cedar Falls (12-1) (OT)	28-21
2000	Dowling Catholic, WDM (13-0)	Matt Dillon	Bettendorf (11-2)	35-28
2001	Dowling Catholic, WDM (13-0)	Matt Dillon	Iowa City, City (12-1)	35-15
2002	Valley, WDM (10-3)	Gary Swenson	Bettendorf (10-3)	23-3
2003	Valley, WDM (13-0)	Gary Swenson	Cedar Rapids Washington (12-1)	17-7
2004	Bettendorf (13-0)	Randy Scott	Valley, WDM (12-1)	34-22
2005	Valley, WDM (13-0)	Gary Swenson	Cedar Falls (11-2)	24-21
2006	Xavier, Cedar Rapids (13-0)	Duane Schulte	Southeast Polk (11-2)	21-6
2007	Bettendorf (13-0)	Randy Scott	Ankeny (11-2)	21-16
2008	Valley, WDM (14-0)	Gary Swenson	Cedar Falls (12-2)	27-8

### CLASS 3-A

<u>Year</u>	<u>Title Team</u>	<u>Winning Coach</u>	<u>Runner-up</u>	<u>Score</u>
1972	Harlan Community (11-0)	Terry Eagen	Cedar Rapids, Regis (9-2)	14-12
1973	LeMars (10-0)	Ron Charlson	Central Clinton, DeWitt (10-1)	34-6
1974	Decorah (9-1)	Dick Wuest	Atlantic (9-2)	23-6
1975	Urbandale (11-1)	Dennis Frerichs	Emmetsburg (11-1)	38-11
1976	Columbus, Waterloo (10-2)	Rick Hendryx	Emmetsburg (10-2)	13-7
1977	Emmetsburg (11-1)	Duane Twait	Audubon (11-1)	40-13
1978	Cedar Rapids, Regis (11-1)	Tom Good	Emmetsburg (10-1)	42-7
1979	Emmetsburg (11-0)	Duane Twait	Urbandale (10-2)	10-9
1980	Marion (12-0)	Robert Thurness	Atlantic (10-2)	12-6
1981	Prairie, Cedar Rapids (12-0)	John Oertel	Harlan Community (10-2)	13-7
1982	Harlan Community (12-0)	Curt Bladt	Cedar Rapids, Regis (9-2)	15-14
1983	Harlan Community (12-0)	Curt Bladt	Oskaloosa (11-1)	26-0
1984	Harlan Community (11-1)	Curt Bladt	Columbus, Waterloo (9-3)	14-13
1985	Pleasant Valley (10-2)	Ed Morrissey	Harlan Community (11-1)	10-7
1986	Columbus, Waterloo (10-2)	Rick Hendryx	Harlan Community (11-1)	24-7
1987	Decorah (12-0)	Dick Wuest	Estherville (10-2)	21-7

Play-off Champions cont'd

1988	Decorah (11-1)	Dick Wuest	Harlan Community (11-1)	21-16
1989	Decorah (12-0)	Dick Wuest	Harlan Community (11-1)	17-6
1990	Waverly-Shell Rock (13-0)	Dave Arns	Spencer (11-1)	31-14
1991	West Delaware (12-1)	Dave Jacobson	Spencer (11-1)	27-11
1992	Waverly-Shell Rock (11-1)	Dave Arns	Harlan Community (11-2)	14-6
1993	Harlan Community (12-1)	Curt Bladt	West Delaware (11-2)	34-20
1994	Spencer (11-2)	Gary Swenson	South Tama County (11-2)	7-0
1995	Harlan Community (13-0)	Curt Bladt	West Delaware (12-1)	27-7
1996	Oskaloosa (12-1)	Jerry Staton	Central Lyon/George-LR (10-3)	10-7
1997	Harlan Community (12-1)	Curt Bladt	Decorah (12-1)	14-7
1998	Harlan Community (12-1)	Curt Bladt	Grinnell (12-1)	49-7
1999	New Hampton (12-1)	Scott Frerichs	Central Lyon/George-LR (11-2)	18-7
2000	Clear Lake (13-0)	Fred Wieck	Harlan Comm. (11-2) (3 OT)	23-20
2001	Epworth, Wstrn Dubuque (12-1)	Tom Kilburg	Harlan Community (10-2)	12-9
2002	Atlantic (13-0)	Gaylord Schelling	Mount Vernon (11-2)	27-0
2003	Harlan Community (13-0)	Curt Bladt	Mount Vernon (11-2)	38-35
2004	Harlan Community (13-0)	Curt Bladt	Decorah-No. Winneshiek (12-1)	42-6
2005	Harlan Community (13-0)	Curt Bladt	West Delaware (12-1)	34-13
2006	Humboldt (12-1)	Greg Thomas	Clear Lake (12-1)	27-9
2007	Keokuk (12-1)	Jayson Campbell	Bishop Heelan Cath., SC (11-2)	42-7
2008	Bishop Heelan Catholic, SC (14-0)	Roger Jansen	Decorah	35-10

CLASS 2-A

<u>Year</u>	<u>Title Team</u>	<u>Winning Coach</u>	<u>Runner-up</u>	<u>Score</u>
1972	Sioux Center (10-0)	Mel Tjeerdsma	Regina, Iowa City (6-5)	21-6
1973	Britt (10-0)	Bob Sanger	Mount Vernon (9-1)	34-13
1974	Mount Vernon (10-0)	Jim Bellamy	Garner-Hayfield (9-1)	14-6
1975	Hudson (12-0)	Ed Nelson	Pekin, Packwood (11-1)	13-7
1976	Central Lyon (11-0)	Dick Null	Sigourney (11-1)	14-0
1977	Central Lyon (11-0)	Dick Null	Pekin, Packwood (10-2)	34-8
1978	Sibley (9-2)	Dan Mehlbrech	Mount Vernon (10-1)	14-0
1979	Sigourney (12-0)	Chuck Henry	Hudson (11-1)	16-0
1980	Roland-Story (11-0)	Kerry Van Winkle	Hudson (11-1)	12-0
1981	Roland-Story (11-0)	Kerry Van Winkle	Columbus, Columbus Jct (10-1)	22-21
1982	Cedar Rapids, LaSalle (10-2)	Tom Kopatich	Sibley (9-2)	24-0
1983	Cedar Rapids, LaSalle (12-0)	Tom Kopatich	Emmetsburg (10-1)	26-7
1984	Grundy Center (12-0)	Don Knock	Emmetsburg (11-1)	21-14
1985	Bishop Garrigan, Algona (10-1)	Larry Weier	Cedar Rapids, LaSalle (9-3)	30-14
1986	Wapsie Valley (12-0)	Jerry Southmayd	Pocahontas (11-1)	27-0
1987	Wapsie Valley (12-0)	Jerry Southmayd	Emmetsburg (11-1)	28-21
1988	Solon (12-0)	Ed Hansen	Emmetsburg (10-2)	20-16
1989	Emmetsburg (11-1)	Duane Twait	Mount Vernon (10-1)	27-0
1990	Emmetsburg (11-1)	Duane Twait	Wapsie Valley (12-1)	22-21
1991	Garner-Hayfield (12-1)	Darrell Schumacher	Central Lyon/George-LR (12-1)	28-7
1992	North Fayette (13-0)	Ron Wymier	Solon (12-1)	27-7
1993	Mount Vernon (12-1)	Jim Bellamy	West Hancock (12-1)	22-21
1994	Mount Vernon (12-1)	Jim Bellamy	Iowa Falls (11-2)	14-12
1995	Sigourney-Keota (13-0)	Bob Howard	West Lyon, Inwood (12-1)	14-10
1996	Iowa Falls (12-1)	Gary McElmurray	Aplington-P'burg (12-1)	20-13
1997	Emmetsburg (13-0)	Duane Twait	Highland-Lone Tree (12-1)	43-6
1998	West Lyon, Inwood (12-1)	Jay Rozeboom	Dike-New Hartford (11-2)	41-40
1999	West Lyon, Inwood (13-0)	Jay Rozeboom	Starmont (12-1)	44-7
2000	Emmetsburg (12-1)	Duane Twait	Solon (12-1)	21-3
2001	Sigourney-Keota (13-0)	Bob Howard	Dike-New Hartford (12-1)	27-14
2002	Emmetsburg (12-1)	Duane Twait	Williamsburg (12-1)	35-32
2003	Emmetsburg (13-0)	Tom Steen	Solon (12-1)	24-21
2004	Columbus Catholic, Waterloo (10-3)	Aundra Meeks	Gilbert (10-3)	41-0
2005	Sigourney-Keota (13-0)	Bob Howard	Sheldon (12-1)	27-24
2006	Central Lyon/George-Little Rock (12-1)	Toby Lorenzen	Solon (11-2)	16-7
2007	Solon (13-0)	Kevin-Miller	Central Lyon/George-Little Rock (12-1)	24-7
2008	Solon (14-0)	Kevin-Miller	Central Lyon/George-Little Rock (12-1)	60-14

Play-off Champions cont'd

**CLASS 1-A**

<b><u>Year</u></b>	<b><u>Title Team</u></b>	<b><u>Winning Coach</u></b>	<b><u>Runner-up</u></b>	<b><u>Score</u></b>
1972	Radcliffe (10-0)	Doug Black	Hamburg (10-1)	35-0
1973	Dexfield, Redfield (11-0)	Joe Smith	Wall Lake (10-1)	28-0
1974	AvoHa, Avoca (11-0)	Jim Wharton	L-D-F, LeGrand (10-1)	21-6
1975	Glidden-Ralston (12-0)	Barry Brandt	Radcliffe (11-1)	34-26
1976	BCL, Conrad (12-0)	Marv Boehme	Graettinger (11-1)	14-8
1977	Manilla (12-0)	Richard Jenson	West Central, Maynard (9-2)	10-0
1978	Eastwood, Correctionville (11-0)	James Crow	West Central, Maynard (10-2)	21-20
1979	Treyner (12-0)	Ken Winkler	North Kossuth(10-1)	35-13
1980	Woodbury Central, Movile (12-0)	Rick Dietz	Parkersburg (11-1)	42-8
1981	Dike (11-1)	Joe Becker	Greenfield (11-1)	7-0
1982	Pekin, Packwood (12-0)	Tom Stone	West Bend (11-1)	15-6
1983	Pekin, Packwood (12-0)	Tom Stone	Tripoli (11-1)	33-0
1984	Pocahontas (12-0)	Duane Marcellus	Center Point (11-1)	15-6
1985	Center Point (12-0)	Ted Rogers	Maurice-Orange City (10-2)	28-14
1986	Lynnville-Sully (12-0)	Emory Stewart	Britt (11-1)	12-7
1987	Grundy Center (11-1)	Chuck Bredlow	Britt (11-1)	19-7
1988	Grundy Center (12-0)	Chuck Bredlow	Pekin, Packwood (10-2)	20-7
1989	West Branch (10-1)	Butch Pedersen	Logan-Magnolia (11-1)	20-14
1990	Southern Cal, Lake City (12-0)	Delos Schumacher	Parkersburg (12-1)	17-10
1991	West Branch (13-0)	Butch Pedersen	West Bend-Mallard (11-1)	42-13
1992	West Branch (13-0)	Butch Pedersen	Ogden (11-2)	28-13
1993	Aplington-Parkersburg (13-0)	Ed Thomas	Pocahontas Area (10-3)	26-7
1994	Hudson (13-0)	Mark Urbanek	Pocahontas Area (12-1)	42-22
1995	Denver (11-2)	Mark Guenther	Madrid (12-1)	26-24
1996	West Hancock (13-0)	Bob Sanger	Gehlen Catholic, LeMars (11-2)	17-14
1997	Wapsie Valley (11-2)	Jerry Southmayd	Pekin, Packwood (12-1)	40-15
1998	Pekin, Packwood (13-0)	Tom Stone	Bedford (11-2)	55-14
1999	West Marshall (13-0)	Ken Winkler	Bishop Garrigan, Algona (11-2)	24-15
2000	Southern Cal (13-0)	Don Boulware	Aplington-Parkersburg (12-1)	26-8
2001	Aplington-Parkersburg (12-1)	Ed Thomas	Ogden (11-2)	14-12
2002	Akron-Westfield (13-0)	Craig Parkinson	Dike-New Hartford (10-3)	31-7
2003	Eldora-New Providence (13-0)	Randy Tjaden	Saint Albert, Co. Bluffs (12-1)	32-22
2004	Saint Albert, Council Bluffs (13-0)	Adam Kuhl	Gladbrook-Reinbeck (11-2)	10-3
2005	Regina, Iowa City (12-1)	Chuck Evans	Bishop Garrigan, Algona (10-3)	19-8
2006	Saint Albert, Council Bluffs (11-2)	Jim Duggan	Montezuma (9-4)	21-14
2007	Saint Albert, Council Bluffs (13-0)	Jim Duggan	Regina, Iowa City (12-1)	7-6
2008	Emmetsburg (14-0)	Mike Dunlap	West Lyon, Inwood	3-0

**CLASS A**

<b><u>Year</u></b>	<b><u>Title Team</u></b>	<b><u>Winning Coach</u></b>	<b><u>Runner-up</u></b>	<b><u>Score</u></b>
1981	Paullina (12-0)	Chuck Hughes	Sentral, Fenton (11-1) (OT)	20-14
1982	Lone Tree (10-2)	Lonnie Powers	Sentral, Fenton (10-1)	30-8
1983	Sutherland (11-0)	Dave Clayberg	Graettinger (10-1)	13-12
1984	Schleswig (12-0)	Skip Eckhardt	Lone Tree (10-2)	13-0
1985	Paton-Churdan (12-0)	Jim Cox	Sanborn (10-2) (4 OTs)	20-14
1986	Paton-Churdan (11-0)	Jim Cox	Aurelia (11-1)	6-0
1987	G-M-G, Garwin (12-0)	Fred Wieck	Schleswig (10-2) (OT)	20-17
1988	Schleswig (11-1)	Terry Bahlmann	Preston (11-1) (OT)	10-7
1989	Laurens-Marathon (11-1)	Al Pierce	North Mahaska (10-2)	41-36
1990	Logan-Magnolia (13-0)	Gene Esser	Madrid (12-1)	33-13
1991	Madrid (11-2)	Randy Hinkel	A-H-S-T, Avoca (11-2)	14-3
1992	Bedford (12-1)	Max Dougherty/Bob McCoy	Postville (12-1)	33-0
1993	Riceville (13-0)	Bob Rasmussen	Madrid (11-2)	27-13
1994	West Bend-Mallard (12-1)	Koy Goodchild	Winfield-Mt Union (12-1) (OT)	16-15
1995	Gehlen Catholic, LeMars (12-1)	Denny Muller	North Mahaska (11-2)	22-0
1996	Guthrie Center (13-0)	Brent Meier	West Bend-Mallard (12-1)	42-8
1997	West Central, Maynard (13-0)	Steve Milder	Woodbine (12-1)	29-8

Play-off Champions cont'd

1998	West Bend-Mallard (12-1)	Koy Goodchild	Madrid (12-1)	30-24
1999	West Bend-Mallard (13-0)	Koy Goodchild	Madrid (12-1)	32-29
2000	Hubbard-Radcliffe (11-2)	John Pelzer	Manning (12-1)	17-0
2001	Fredericksburg (13-0)	Steve Staker	Clay Central-Everly (11-2)	21-12
2002	Manning (12-1)	Floyd Forman	Fredericksburg (10-3)	52-0
2003	Treynor (13-0)	Steve Owens	Madrid (11-2)	42-15
2004	West Bend-Mallard (13-0)	Koy Goodchild	North Mahaska (10-3)	40-7
2005	North Mahaska (13-0)	Steve Ehret	West Bend-Mallard (12-1)	21-6
2006	I-K-M, Manilla (12-1)	Tom Casey	Wapsie Valley (12-1)	33-13
2007	Wapsie Valley, Fairbank (13-0)	Tony Foster	Lawton-Bronson (12-1)	22-14
2008	Southern Cal, Lake City (13-1)	Bryan Case	North Tama, Traer (13-1) (OT)	22-21

**EIGHT PLAYER CHAMPIONS**

<u>Year</u>	<u>Title Team</u>	<u>Winning Coach</u>	<u>Runner-up</u>	<u>Score</u>
2000	Adair-Casey (9-1)	Ron Peck	Elk Horn-Kimballton (9-1)	25-24
2001	Adair-Casey (10-0)	Ron Peck	Aurelia (8-2)	54-30
2002	Sentral, Fenton (11-1)	Steve Ramer	Farragut (11-1)	44-34
2003	Sentral, Fenton (12-0)	Steve Ramer	Adair-Casey (11-1)	28-20
2004	St. Mary's, Remsen (12-0)	Ken Hajek	Adair-Casey (11-1)	56-8
2005	Glidden-Ralston (12-0)	Kreg Lensch	Lenox (11-1)	35-26
2006	Northeast Hamilton (13-0)	John Seieser	Essex (11-2)	24-6
2007	Stanton (13-0)	Don Hicks	Armstrong-Ringsted (11-2)	32-24
2008	Lenox (13-1)	Allen Dukes	Armstrong-Ringsted (12-2)	34-32

**105 SCHOOLS WITH CHAMPIONSHIP TEAMS THRU 2008 - Alphabetically**

Adair-Casey (2) .....	2000 (8-p), 2001 (8-p)
Akron-Westfield .....	2002
Ankeny .....	1997
Aplington-Parkersburg (2) .....	1993, 2001
Atlantic .....	2002
AvoHa, Avoca .....	1974
BCL, Conrad .....	1976
Bedford .....	1992
Bettendorf (7) .....	1981, 87, 88, 91, 92, 2004, 07
Bishop Garrigan, Algona .....	1985
Bishop Heelan, Sioux City (3) .....	1975, 82, 2008
Britt .....	1973
West Hancock, Britt .....	1996
Cedar Falls .....	1986
Cedar Rapids, Jefferson .....	1972
Cedar Rapids, LaSalle (2) .....	1982, 83
Cedar Rapids, Regis .....	1978
Center Point .....	1985
Central Lyon, Rock Rapids (2) .....	1976, 77
Central Lyon/George-Little Rock .....	2006
Clear Lake .....	2000
Columbus Catholic, Waterloo (3) .....	1976, 86, 2004
Davenport, Central (3) .....	1973, 76, 83
Davenport, West (2) .....	1974, 77
Decorah (4) .....	1974, 87, 88, 89
Denver .....	1995
Dexfield, Redfield .....	1973
Dike .....	1981
Dowling Catholic, West Des Moines (2) .....	2000, 01
Dubuque, Hempstead .....	1979



Championship Teams - Alphabetically cont'd

Eastwood, Correctionville .....	1978
Eldora-New Providence .....	2003
Emmetsburg (9) .....	1977, 79, 89, 90, 97, 2000, 02, 03, 08
Epworth, Western Dubuque .....	2001
Fredericksburg .....	2001
Garner-Hayfield .....	1991
Gehlen Catholic, LeMars .....	1995
Glidden-Ralston (2) .....	1975, 2005 (8-p)
GMG, Garwin .....	1987
Grundy Center (3) .....	1984, 87, 88
Guthrie Center .....	1996
Harlan Community (11) .....	1972, 82, 83, 84, 93, 95, 97, 98, 2003, 04, 05
Hubbard-Radcliffe .....	2000
Hudson (2) .....	1975, 94
Humboldt .....	2006
I-K-M, Manilla .....	2006
Iowa City, City High (3) .....	1993, 94, 96
Iowa City, West (3) .....	1995, 98, 99
Iowa Falls .....	1996
Keokuk .....	2007
Laurens-Marathon .....	1989
LeMars .....	1973
Lenox .....	2008 (8-p)
Linn-Mar, Marion (3) .....	1985, 89, 90
Logan-Magnolia .....	1990
Lone Tree .....	1982
Lynnville-Sully .....	1986
Madrid .....	1991
Manilla .....	1977
Manning .....	2002
Marion .....	1980
Mason City .....	1978
Mount Vernon (3) .....	1974, 93, 94
New Hampton .....	1999
Newton .....	1980
Northeast Hamilton, Blairsburg .....	2006 (8-p)
North Fayette, West Union .....	1992
North Mahaska, New Sharon .....	2005
Oskaloosa .....	1996
Paton-Churdan (2) .....	1985, 86
Paullina .....	1981
Pekin, Packwood (3) .....	1982, 83, 98
Pleasant Valley .....	1985
Pocahontas .....	1984
Prairie, Cedar Rapids .....	1981
Radcliffe .....	1972
Regina, Iowa City .....	2005
Riceville .....	1993
Roland-Story, Story City (2) .....	1980, 81
St. Albert, Council Bluffs (3) .....	2004, 06, 07

Championship Teams - Alphabetically cont'd

St. Mary's, Remsen .....	2004 (8-p)
Schleswig (2) .....	1984, 88
Sentral, Fenton (2) .....	2002 (8-p), 03 (8-p)
Sibley .....	1978
Sigourney-Keota (4) .....	1979, 95, 2001, 05
Sioux Center .....	1972
Sioux City, East .....	1984
Solon (3) .....	1988, 2007, 08
Southern Cal, Lake City (3) .....	1990, 2000, 08
Spencer .....	1994
Stanton .....	2007 (8-p)
Sutherland .....	1983
Treynor (2) .....	1979, 2003
Urbandale .....	1975
Valley, WDM (4) .....	2002, 03, 05, 08
Wapsie Valley, Fairbank (4) .....	1986, 87, 97, 2007
Waverly-Shell Rock (2) .....	1990, 92
West Bend, West Bend-Mallard (4) .....	1994, 98, 99, 2004
West Branch (3) .....	1989, 91, 92
West Central, Maynard .....	1997
West Delaware, Manchester .....	1991
West Lyon, Inwood (2) .....	1998, 99
West Marshall, State Center .....	1999
Woodbury Central, Merville .....	1980
Xavier, Cedar Rapids .....	2006

**663 COACHES WHO HAVE DIRECTED TEAMS TO STATE PLAY-OFFS THROUGH 2008**

Adams, Troy (4) .....	North Kossuth, Swea City 2005, 06, 07; North Sentral Kossuth 08
Albert, Brian (2) .....	Glenwood 1988; Marshalltown 1992
Alderdyce, Jeff .....	Anamosa 1987
Allen, Larry (2) .....	Odebolt-Arthur 2001; OA-BCIG 2008
Allison, Kent (6) .....	Lisbon 1999, 2002, 04, 05, 06, 07
Almquist, Michael (3) .....	Essex 2005, 06 (2nd), 07
Allspach, Stan (2) .....	Baxter 1984, 85
Alvarez, Barry .....	<b>Mason City 1978 (1st)</b>
Ambrose, Phil .....	Clinton 1991
Anderson, Don (4) .....	Thompson 1987; North Iowa 1990, 94, 95
Anderson, Jeff .....	Clarinda 1985
Anderson, Sam (5) .....	West Delaware 1995 (2nd), 96, 97, 98, 2001
Anderson, Wade (3) .....	Adair-Casey 2004 (2nd), 06, 08
Ashman, George .....	Woodward-Granger 2008
Arns, Dave (11) .....	<b>Waverly-Shell Rock</b> 1985, 88, 89, <b>90 (1st)</b> , 91, <b>92 (1st)</b> , 93, 94, 95, 2000, 01
Atwater, Larry (2) .....	West Delaware 1986, 87
Auderer, Scott (3) .....	Gilbert 2004 (2nd), 06, 08
Auxier, Gary (4) .....	Johnston 1992, 95, 96, 97
Bahlmann, Terry (7) .....	<b>Schleswig</b> 1987 (2nd), <b>88 (1st)</b> ; Carroll 1993, 96, 98, 2002, 03
Baier, Wes .....	Guttenberg 1996
Barclay, Dave (8) .....	Starport, Strawberry Point & Arlington 1982, 83, 85, 93 98, 99 (2nd), 2000, 04
Barker, Jeff .....	Manson-Northwest Webster 2002
Bartling, Darrell (co-coach) .....	Coon Rapids-Bayard 1984
Baylor, Roger .....	Dubuque, Hempstead 1995
Beacom, Tom .....	Gilmore City-Bradgate 1984

Play-off Coaches cont'd

Beck, Dan .....	Preston 2003
Becker, Joe (2) .....	<b>Dike 1981 (1st)</b> , 85
Beermann, Chad (4) .....	Valley Community, Elgin 2002, 03, 04, 05
Behr, Ryan .....	Rockwell-Swaledale 2001
Bell, Bob (2) .....	Lamoni 1993, 94
Bellamy, Jim (20) .....	<b>Mount Vernon</b> 1973 (2nd), <b>74 (1st)</b> , 78 (2nd), 81, 83, 84, 88, 89 (2nd), <b>93 (1st)</b> , <b>94 (1st)</b> , 95, 96, 97, 98, 2000, 01, 02 (2nd), 03 (2nd), 05, 06
Bellar, Jay (2) .....	Tri-Center, Neola 1996, 97
Bergstrom, Dick (9) .....	Creston 1985, Creston/Orient-Macksburg 88, 91, 92, 95, 2000, 01, 03, 05
Bies, Mike .....	Remsen-Union 1984
Black, Doug (3) .....	<b>Radcliffe 1972 (1st)</b> , 75 (2nd); Fort Dodge, 81
Bladt, Curt (28) .....	<b>Harlan Community</b> 1978, 81 (2nd), <b>82 (1st)</b> , <b>83 (1st)</b> , <b>84 (1st)</b> , 85 (2nd), 86 (2nd), 87, 88 (2nd), 89 (2nd), 90, 91, 92 (2nd), <b>93 (1st)</b> , <b>95 (1st)</b> , 96, <b>97 (1st)</b> , <b>98 (1st)</b> , 99, 2000 (2nd), 01 (2nd), 02, <b>03 (1st)</b> , <b>04 (1st)</b> , <b>05 (1st)</b> , 06, 07, 08
Blazek, Jack (2) .....	Sidney 1981, 83
Boehme, Marv .....	<b>BCL, Conrad 1976 (1st)</b>
Bohan, Mark .....	Colo-Nesco 1997
Bohlen, Steve .....	Wapello 1989
Bohlen, Todd .....	Belle Plaine 2008
Booth, Dennis .....	Reinbeck 1977
Borkenhagen, Bob .....	SEMCO, Gilman 1986
Borrison, Brian .....	Mediapolis 2007
Boulware, Don (3) .....	<b>Southern Cal, Lake City</b> 1998, 99, <b>2000 (1st)</b>
Boyd, Jim (9) .....	LeMars 1997, 98, 99, 2001, 02, 03, 05, 06, 07
Brand, Darrell (5) .....	Montezuma 1984, 88, 89, 92, 94
Brandt, Barry .....	<b>Glidden-Ralston 1975 (1st)</b>
Brandt, Cory (3) .....	Boyden-Hull/Rock Valley 2000, 02, 03
Brandt, Larry .....	Guthrie Center 1972
Brase, Ken .....	Lincoln Central 1985
Brecht, Jim .....	Lisbon 1987
Bredlow, Chuck (4) .....	Ventura 1984; <b>Grundy Center 1987 (1st)</b> , <b>88 (1st)</b> ; Southeast Polk, Runnells 1993
Brinkman, Bruce .....	Sheffield-Chapin 1980
Brosamle, Kurt .....	Manson-Northwest Webster 1994
Brown, Larry (13) .....	<b>Iowa City, City High</b> 1986, 88, 89, 90, 92, <b>93 (1st)</b> , <b>94 (1st)</b> , 95, <b>96 (1st)</b> , 97 (2nd), 98, 99, 2000
Byrnes, Bill (2) .....	Lake Mills 1999, 2006
Bucknell, Brad .....	Postville 1992 (2nd)
Burns, Jerod .....	B-G-M, Brooklyn 2008
Burrington, Ken .....	C-W-L, Corwith 2008
Burrow, Jim (2) .....	Ames 1999, 2000
Bushbaum, Randy (2) .....	Rockwell-Swaledale 1999, 2000
Button, Dennis (2) .....	Waverly-Shell Rock 1977, 83
Bye, Bob (3) .....	Mason City 1981(2nd), 83, 85
Byrnes, Bill .....	Lake Mills 1996
Cadwell, Lynn (6) .....	Wall Lake 1984, 85, 89, 91; Wall Lake View Auburn 92, 93
Calhoun, Dan .....	Pleasantville 2002
Calvert, Don .....	South Winneshiek, Calmar 1979
Calvert, Randy (4) .....	Interstate 35, Truro 2001, 02, 03, 04
Camenisch, Mark (3) .....	Boone 2004, 05, 07
Campbell, Jayson (3) .....	<b>Keokuk</b> 2003, 06, <b>07 (1st)</b>
Campbell, Pat (2) .....	Manilla 1979, 80
Campbell, Roger .....	Centerville 1984
Capaldo, Don .....	Keokuk 1998
Capitani, Dave (9) .....	Northwood-Kensett 1996, 97, 98, 99, 2000, 01, 03, 04, 08
Carr, Jim .....	Southeast Warren, Liberty Center (co-coach) 2006
Carlson, Bill .....	Des Moines, East 1989
Carlson, Dennis (2) .....	Odebolt-Arthur 1976, 77

Play-off Coaches cont'd

Carlson, Scott (4)	Waukee 2004, 05, 07, 08
Carper, Dave (9)	Nishna Valley 1985, 86, 87, 89; Clarinda 2000, 02, 03, 04, 05
Carver, Jim	Alburnett 1992
Case, Bryan (3)	Southern Cal, Lake City 2006, 07, <b>08 (1st)</b>
Casey, Tom (6)	<b>I-K-M, Manilla</b> 1987, 93, 95, 2000, <b>06 (1st)</b> ; IKM-Manning (co-coach) 2008
Cavanaugh, Pete (4)	Mid-Prairie, Wellman 2004, 05, 06, 08
Chambers, Steve	Clarinda 1981
Chardoulas, Mark (4)	WACO, Olds 1986, 87, 88; WACO, Wayland 1990
Charlson, Al (2)	Sioux City, West 1993, 97
Charlson, Ron	<b>LeMars 1973 (1st)</b>
Chinander, Gene (2)	Allison-Bristow 1994, 95
Christensen, Darwin (3)	West Sioux, Hawarden 1994, 96;
Christian, Al (2)	Ballard, Huxley 2000, 06
Christiansen, Terry	Allison-Bristow 1983
Christy, Bob	Knoxville 1990
Cirks, Dave (2)	Twin River Valley 2002, 04
Clark, Craig	Colo-Nesco 1989
Clayberg, Dave (3)	<b>Sutherland 1982, 83 (1st)</b> ; Marcus-Meriden-Cleghorn 2000
Clement, Dave	Regina, Iowa City 1972 (2nd)
Clevenger, Drew (4)	Saint Ansgar 2003, 04, 06, 07
Coates, Tom	Mediapolis 1985
Conrad, Chris (2)	Moravia 1989, 90
Conrad, Dan	Charles City 1986
Cook, Marv (2)	Regina, Iowa City 2007 (2nd), 08
Cooper, Mike (6)	Wahlert, Dubuque 1990, 91, 94, 95, 96, 97
Couchman, Jack	Seymour 1995
Coulon, Don	Spirit Lake 1984
Cox, Dave	Fort Dodge 1978
Cox, Jim (3)	<b>Paton-Churdan 1985 (1st), 86 (1st)</b> ; Clinton 1996
Coy, Todd (2)	South Hamilton, Jewell 2003, 07
Crawford, Ken	North Tama, Traer 1995
Crawford, Lee (9)	Valley, West Des Moines 1977, 78, 79-2nd, 83, 86, 88, 89, 92 (2nd), 93
Crittenden, Rick (3)	Tri-County, Thornburg 1994, 96, 97
Crow, Jim (6)	<b>Eastwood, Correctionville 1977, 78 (1st)</b> , 83, 86, 87, 88
Crozier, Jim	Melcher-Dallas 2002
Daddow, Kirk (8)	Ames 1986, 87, 88, 92, 93, 95, 96 (2nd), 98
Dahms, Dar	PCM, Monroe, 2006
Dalton, Mark (2)	Kuemper, Carroll, 1984; Mid-Prairie, Wellman 2001
Danks, John (11)	Pleasantville 1980, 82, 88, 90, 91, 93, 94, 95, 96, 97, 99
Daut, Robert (4)	Greenfield 1977, 78, 81 (2nd), 92
Dickel, Dan (2)	Highland-Lone Tree 1997, 2001
Diediker, Steve (7)	Hinton (co-coach) 1989, 91, 92, 98, 2002, 07, 08
Dietz, Rick (6)	<b>Woodbury Central, Merville 1979, 80 (1st)</b> ; Winterset 84, 88, 91, 93
Dillon, Matt (8)	North Polk 1986; <b>Dowling Catholic, WDM 1996, 97, 98 (2nd)</b> <b>99, 2000 (1st), 01 (1st), 04</b>
Dirksen, Mike (8)	Newman Catholic, Mason City 1989, 90, 93, 94, 97, 2000, 03, 07
Dodd, Reece (2)	Belle Plaine 1995, 97
Dodd, Ron (2)	Northwood-Kensett 1984, 88
Donahue, Randy (4)	Treynor 1988, 89, 90, 91
Donavan, Joe (2)	Montezuma 2002, 2006
Dostal, Jim	Cedar Rapids, Jefferson 1992
Dougherty, Max (7)	<b>Bedford 1983, 86, 92 (1st)</b> , 93, 94, 95, 96
Downer, Dean (6)	Cumberland-Massena 1984, 85, 87, 88, 91; CAM, Anita, 1995
Drahn, Don (2)	Postville 1973, 86
Drew, Greg (4)	Maquoketa Valley, Delhi 2001, 02, 04, 08
Driskell, Scott (2)	Earlham 2004, 06
Duffy, Bill	Beckman, Dyersville 2006

Play-off Coaches cont'd

Duggan, Jim (9)	St Albert, Council Bluffs(co-coach) 1997, 98; 1999, 2000, 01; <b>St Albert , Council Bluffs</b> 2005, <b>06 (1st), 07 (1st)</b> , 08
Dukes, Allen (7)	Lenox 1998, 99, 2000, 05 (2nd), 06, 07, <b>08 (1st)</b>
Dunlap, Mike (2)	Emmetsburg 2006, <b>08 (1st)</b>
Dunne, Jim (8)	Grinnell 1996, 97, 98 (2nd), 99, 2000, 01, 05, 06
Dvorak, Dan (3)	Turkey Valley, Jackson Jct. 1991; Iowa City, West 2002, 03
Each, John (3)	Muscatine 2001, 02, 03
Eagen, Terry (3)	<b>Harlan Community 1972 (1st)</b> ; Marshalltown 1977, 80
Eckhardt, Skip (4)	<b>Schleswig 1984 (1st)</b> , 86; North Tama, Traer 1988; Crestwood, Cresco 1995;
Eckhoff, Dennis	North Fayette, West Union 1975
Edeker, Chad (4)	WACO, Wayland 2004, 05, 06, 07
Edmundson, Scott (3)	Tri-County, Thornburg 2006, 07, 08
Ehlers, Mark (3)	Dubuque, Hempstead 2002, 03, 08
Ehn, Mike	Laurens-Marathon-ACT 2002
Ehret, Steve (12)	<b>North Mahaska, New Sharon</b> 1988, 89, 90, 91, 92, 95 (2nd), 96, 2003, 04 (2nd), <b>05 (1st)</b> , 07, 08
Ehrhart, Mike	Clinton, Mater Dei 1987
Ehrhardt, Chris (3)	Gladbrook-Reinbeck 2001, 04 (2nd), 05
Elliott, Michael	Melcher-Dallas 1975
Epperly, Paul (5)	Wayne, Corydon 1978, 84, 86, 88, 89
Ergenbright, Ed (3)	Newton 2003, 06, 07
Eschweiler, Gregg (2)	Tripoli 1983 (2nd), 84
Esser, Eugene (4)	<b>Logan-Magnolia</b> 1989 (2nd), <b>90 (1st)</b> , 91, 95
Evans, Bob (4)	Mount Pleasant 1983, 84, 85, 86
Evans, Chuck (3)	<b>Regina, Iowa City</b> 2004, <b>05 (1st)</b> , 06
Evers, Chris(2)	Postville 1999, 2001
Ewald, Gary (5)	Mallard 1986, 87, 89, 90; Lincoln, Stanwood 93
Falconer, Michael (3)	Olin-Oxford Jct 1991; North Linn, Troy Mills 1996, 99
Faust, Cory (3)	A-H-S-T, Avoca 2005, 07, 08
Feldt, Curt (3)	Maquoketa Valley, Delhi 1988, 89, 94
Fiegel, Walt (12)	<b>Sioux City, East</b> 1983, <b>84 (1st)</b> , 85, 86, 87, 89, 90, 91, 92, 99, 2000, 01
Fisher, Darrin (3)	Des Moines, East 2002, 03, 04
Fisk, Jack (3)	<b>Cedar Rapids, Jefferson 1972 (1st)</b> , 76, 79
Fleshner, Travis (2)	Turkey Valley, Jackson Jct. 1997, 2002
Fletcher, Jan	Earlham 1986
Flynn, Paul (3)	Davenport, West 1994, 96, 99
Folkerts, Randy (6)	Martensdale-St. Marys 1993, 96, 97, 2003, 05, 06
Forman, Floyd (14)	<b>Manning</b> 1984, 85, 88, 93, 98, 99, 2000 (2nd), 01, <b>02 (1st)</b> , 03, 04, 06, 07; IKM-Manning (co-coach) 2008
Forsyth, Bob	Council Bluffs Abraham Lincoln 2004
Forti, Don	Saint Mary's, Clinton 1979
Foster, Tony (3)	<b>Wapsie Valley, Fairbank</b> 2006, <b>07 (1st)</b> , 08
Fox, Dave (4)	Wellsburg-Steamboat Rock 1990, 92, 94, 95
Fox, Jim (7)	<b>Davenport, Central 1973 (1st), 76 (1st)</b> , 77, 78, 79, 82, <b>83 (1st)</b>
Fox, Jim Jr. (2)	Assumption, Davenport 1976, 77
Frerichs, Dennis (10)	<b>Urbandale</b> 1974, <b>75 (1st)</b> , 77, 78, 79 (2nd), 86, 87, 88, 90, 91
Frerichs, Scott (10)	<b>New Hampton</b> 1993, 94, 95, 96, <b>99 (1st)</b> , 2000, 02, 04, 05, 08
Frisch, Kevin (2)	Sumner 1999, 2003
Galema, Neil	Kee, Lansing 2007
Ganoe, Jason	Washington 2006
Garber, Mike	Perry 1980
Gee, Doug (3)	North Tama, Traer 1999, 2000, 01
Giesler, Dale (2)	Clinton 1985, 86
Gilson, Frank (5)	Southeast Polk, Runnells 1973; <b>Newton</b> 77 (2nd), <b>80 (1st)</b> , 81, 82
Girsch, Tom	Columbus Catholic, Waterloo 1996
Glann, Alex	Des Moines, North 1974

Play-off Coaches cont'd

Glasnapp, Barret (6)	Underwood 1998, 99, 2000, 01, 02, 04
Good, Tom (5)	<b>Cedar Rapids, Regis</b> 1972 (2nd), 75, 76, <b>78 (1st)</b> , 82 (2nd)
Goodchild, Kal (3)	Benton, Van Horne 1993, 2004, 07
Goodchild, Klint (3)	Clay Central-Everly 1990, 98, 2001 (2nd)
Goodchild, Koy (17)	West Bend 1982 (2nd), 85, 86, 90; <b>West Bend-Mallard</b> 91 (2nd), 93, <b>94 (1st)</b> , 95, 96 (2nd), 97, <b>98 (1st)</b> , <b>99 (1st)</b> , 2000, 02, 03, <b>04 (1st)</b> , 05 (2nd)
Goodvin, Brian	Exira 1994
Goos, Neil (2)	Clarke, Osceola 1987, 90
Grafft, Ross (2)	Osage 1985, 89
Gravert, Gary (2)	Cascade, Western Dubuque 1990; Albia 2005
Graves, Mark	Southeast Webster, Burnside 2004
Green, Mike	Saint Mary's, Remsen 2006
Greenfield, LaVerne (2)	Sumner 1979, 80
Grob, Gaven (Butch) (2)	Oelwein 1980, 84
Gruber, Richard (4)	Gilmore City-Bradgate 1989, 90, 91, 93
Gruening, Tom	Des Moines, Roosevelt 1996
Guenther, Mark (7)	<b>Denver</b> 1984, 87, 91, 93, <b>95 (1st)</b> , 97, 2000
Gunderson, Lane	Harris-Lake Park 2007
Gunter, Tony (3)	Gehlen Catholic, LeMars 2004 (co-coach), 05, 08
Gurius, Keith (3)	North Polk, Alleman 1987, 88, 95
Haacke, Warren (3)	Riceville 1999, 2004, 05
Haasis, Lou	East Buchanan, Winthrop 1977
Habenicht, Merv (15)	<b>Bettendorf</b> 1980 (2nd), <b>81 (1st)</b> , 83, 86, <b>87 (1st)</b> , <b>89 (1st)</b> , 89, <b>91 (1st)</b> , <b>92 (1st)</b> , 93, 94, 95, 96, 98, 99
Hajek, Ken (2)	<b>St. Mary's, Remsen</b> 2003, <b>04 (1st)</b>
Hale, Norris (12)	Pella 1978, 79, 85, 86, 87, 88, 90, 91, 92, 93, 94, 95
Hamilton, Rick	Ogden 2001 (2nd)
Hamilton, Ron (4)	Walnut 1993, 94, 2004, 07
Hammer, Kevin (2)	Alta 2007, 08
Hanks, Keith	Sioux City North 2007
Hansch, Paul	Clarion-Goldfield 2005
Hansen, Ed (13)	<b>Solon</b> 1984, 85, 86, 87, <b>88 (1st)</b> , 90, 91, 92, 93, 94, 95, 99, 2000 (2nd)
Hansen, Les (4)	Rock Valley 1979, 83, 87, 88
Hansen, Mike (3)	Olin 1978; Lake Mills 90, 95
Hanson, Brent (3)	Sentral, Fenton 1981 (2nd), 82 (2nd); Union Community, LaPorte City 92
Harbaugh, Chad (2)	Clayton Ridge, Guttenberg 2004, 06
Harberts, Earl (2)	Walnut 1983; Central Decatur, Leon 1987
Harken, Brian (2)	Southeast Warren, Liberty Center 1998, 99
Harms, David	Alden 2000
Harms, Dennis (2)	West Marshall, State Center 1984; Estherville 1987 (2nd)
Harrington, Roger (6)	<b>Davenport, West 1974 (1st)</b> , <b>77 (1st)</b> , 81, 82, 86, 87
Hartin, Jerry	Kee, Lansing 1996
Hauenstein, Bob (3)	Mediapolis 1992, 97, 98
Hauschildt, Gaylord (3)	Cedar Rapids, Regis 1988, 89, 91
Hazelton, Brian	PCM, Monroe 1996
Heitland, Brad (4)	Algona 1984, 87, 95, 2004
Heitland, Scott	Dallas Center-Grimes 2007
Held, Bruce (7)	Hinton (co-coach) 1989, 91, 92, 98, 2002, 07, 08
Hendryx, Rick (7)	<b>Columbus Catholic, Waterloo</b> 1976 (1st), 81, 84 (2nd), 85, <b>86 (1st)</b> , 87, 88
Hennigan, Pat	Manson 1976
Henningsen, Roger	Albert City-Truesdale 1981
Henry, Chuck (4)	<b>Sigourney</b> 1976 (2nd), <b>79 (1st)</b> ; Washington 90, 2005
Hester, Steve	English Valleys, North English 2001
Heubner, Bill (3)	Hubbard-Radcliffe 2001, 03; Colo-NESCO 2008
Hicks, Don (8)	<b>Stanton</b> 1984, 98, 99, 2002, 03, 06, <b>07 (1st)</b> , 08
Hillebrand, Mark (2)	Maquoketa 1993, 98

Play-off Coaches cont'd

Hinkel, Randy (20)	Lohrville 1982, 84; <b>Madrid</b> 90 (2nd), <b>91 (1st)</b> , 92, 93 (2nd), 94, 95 (2nd), 96, 97, 98 (2nd), 99 (2nd), 2000, 01, 02, 03 (2nd), 04, 05, 07, 08
Hoekstra, Mark	Carlisle 2007
Hofmann, James (2)	Burlington 1975, 84
Holdiman, Dave (2)	Cherokee, Washington 1989; Marshalltown 2007
Hoogeveen, Daryl (4)	West Lyon, Inwood 1988, 89, 90, 91
Horstmann, Kent (4)	Earlham 1987; Southeast Polk 1997; Pleasantville 2005, 06
Hortsman, Mike (2)	Ventura 2007, 08
Hoskins, Mike	Chariton 1989
Hotz, James	Danville 1975
Hough, Rod (7)	Graettinger 1976 (2nd), 83 (2nd), 84, 88, 92, 93, 2002
Howard, Robert (17)	Scranton 1978; Sigourney 84, 87; <b>Sigourney-Keota</b> 91, 92, 93, 94, <b>95 (1st)</b> , 98, 99, 2000, <b>01 (1st)</b> , 02, 03, 04, <b>05 (1st)</b> ; Webster City 2008
Howard, Clint	Sigourney-Keota 2007
Hoyne, Phil	North Central, Manly 1995
Hubbard, Mark	Waverly-Shell Rock 2007
Huebert, Randy	Malvern 1990
Huff, Dave	Fremont-Mills, Tabor 1982
Hughes, Chuck (2)	<b>Paullina 1981 (1st)</b> , 84
Hupke, Leo (3)	Cherokee 1972; Marcus-Meriden-Cleghorn 2003, 04
Hveem, Gary	Waterloo Central 1975
Jackson, Jim	Spirit Lake 1988
Jacobs, Ron	Sioux Center 1995
Jacobson, Dave (8)	<b>West Delaware</b> 1990, <b>91 (1st)</b> , 92, 93 (2nd), 94; Cedar Rapids Jefferson 2000; North Scott 2005, 06
James, Paul (4)	Cedar Rapids Washington 1999, 2002, 03, 05
Jansen, Roger (8)	Bishop Heelan Catholic, Sioux City 2000, 01, 02, 03, 04, 05, 07 (2nd) <b>08 (1st)</b>
Jelinek, Craig (9)	Prairie, Cedar Rapids 1993, 97, 2000, 01, 02, 03, 05, 06, 08
Jenkins, John (16)	Newton 1987, 88 (2nd), 89, 90 (2nd), 91, 92, 93, 94, 95, 96, 97, 98, 99, 2000, 01, 02
Jensen, Bob (11)	Mount Pleasant 1989, 90, 91, 92, 93, 94, 96, 98, 99, 2001, 08
Jensen, Dallas (2)	Ida Grove 1987, 88
Jensen, Dan	Murray 1986
Jenson, Richard	<b>Manilla 1977 (1st)</b>
Jepson, Mike (4)	Manson 1980, 85, 86, 88
Joens, Bryan	Waterloo, East 1991
Johnson, Carl (2)	Villisca 1982, 89
Johnson, Clyde	Aplington 1991
Johnson, Ed (3)	Prairie, Cedar Rapids 1986, 87, 88
Johnson, Jim (3)	Sioux Center 1982, 84, 89
Johnson, Mark (2)	Malvern 1986, 87
Jones, Matt (3)	Twin Cedars, Bussey 2002, 03, 04
Jones, Todd (3)	PCM, Monroe 2001, 03, 05
Jorgenson, Jim	Dowling Catholic, West Des Moines 1976 (2nd)
Kacmarynski, Richard	Pella Christian 2008
Kaczmarek, Mark (12)	Assumption, Davenport 1989, 90, 91, 92, 93, 94, 95, 96, 97, 98, 2000, 01
Karpuk, Phil (5)	<b>Bishop Heelan, Sioux City</b> 1977, 78, 80, <b>82 (1st)</b> , 83 (2nd)
Kastys, Paris (2)	Kee, Lansing 1990, 91
Kean, Jeff	Anamosa 2004
Kellar, Eric (2)	Eddyville-Blakesburg 2002, 03
Kettner, Dennis	NUH, Cedar Falls 1988
Kibby, Bill (11)	St. Edmond, Fort Dodge 1978, 83, 87; JSPC, Jefferson 1990, 91, 94, 99, 2000, 01, 06, 07
Kilburg, Tom (8)	<b>Epworth, Western Dubuque</b> 1984, 91, 92, 94, 96, 97, 2000, <b>01 (1st)</b>
Killoran, Jim	Wahlert, Dubuque 2004
King, Wade (4)	Assumption, Davenport 2002, 04, 05, 07

Play-off Coaches cont'd

Kinyon, Steve .....	East Union, Afton 2008
Kittleson, Roger (5) .....	Waterloo, East 1973, 79, 86, 87, 88
Kling, Mike .....	Aplington 1986
Kloewer, Jim .....	Stuart-Menlo 1979
Knight, Brad (7) .....	Galva-Holstein 2000, 01, 02, 03, 04, 05, 06
Knock, Don (8) .....	<b>Grundy Center</b> 1983, <b>84 (1st)</b> ; Cedar Rapids, Kennedy 1990, 91, 92, 93, 98, 99
Knott, Brian (5) .....	Missouri Valley 1996, 97, 98, 2003, 08
Knott, Jim .....	Centerville 2008
Koldenhove, Jeff (2) .....	Boyden-Hull/Rock Valley 2007, 08
Kopatich, Tom (15) .....	<b>Cedar Rapids, LaSalle 1982 (1st), 83 (1st)</b> ; Assumption, Davenport 86; Wahlert, Dubuque 87, 88; Ottumwa, 92, 93, 94, 95, 2000, 01, 02, 03, 04, 06
Korte, Chuck .....	Wahlert, Dubuque 2008
Kreiter, Kurt (2) .....	Central Clinton, DeWitt 2003, 07
Kriegel, Steve (3) .....	Grinnell 1987, 90, 91
Krosschell, Perry .....	Unity Christian, Orange City 2008
Krusey, Brandon (5) .....	North Tama, Traer 2002, 03, 06, 07, 08 (2nd)
Kuhl, Adam (3) .....	<b>St. Albert, Council Bluffs</b> 2002, 03 (2nd), <b>04 (1st)</b>
Kuhl, Dave (3) .....	Missouri Valley 1993, 94, 95
Kuhl, Steve (5) .....	West Liberty 1987, 89, 92, 95, 98
Kuhl, Warren (2) .....	Maple Valley/Anthon-Oto, Mapleton 1994, 95
Kyte, Chuck (5) .....	Iowa Valley, Marengo 1981, 86, 89, 2000, 02
Lambert, Derek (3) .....	Mount Ayr (co-coach) 2005, 2006, 08
Lane, Gary (2) .....	Waterloo, West 1975 (2nd), 76
Lang, Tom (2) .....	Lawton-Bronson 1975, 86
Lape, Bob .....	North Fayette, West Union 2008
Larson, Dave (2) .....	Paullina-Primghar 1989; South O'Brien, Paullina, 92
Lawler, Lon (2) .....	Osage 1996, 97
Lee, John (2) .....	Mason City, 2001, 02
Lee, Matt (2) .....	Starmont, Arlington 2005, 07
Leng, Steve (3) .....	Elk Horn-Kimballton 1986, 93; Cherokee, Washington 1994
Lenth, Dennis (5) .....	West Central, Maynard 1977 (2nd); Hudson 78, 79-2nd, 80 (2nd), 81
Lensch, Kreg (4) .....	<b>Glidden-Ralston</b> 2004, <b>05 (1st)</b> , 06, 07
Lentz, Chris (5) .....	Crestwood, Cresco 1997, 98, 99, 2002, 08
Lewis, Don .....	H-L-V, Victor 1997
Lewis, Neil (2) .....	Coon Rapids-Bayard 1984; Guthrie Center 1988
Lewis, Tim (4) .....	Ackley-Geneva 1993; Cedar Rapids Kennedy 2005, 06, 07
Lindeman, Matt (2) .....	AGWSR, Ackley 2004, 05
Lombardi, Tony (2) .....	Cedar Rapids Washington 2007, 08
Lorenzen, Toby (10) .....	<b>Central Lyon/George-Little Rock</b> 1996 (2nd), 97, 98, 99 (2nd), 2000, 01, 02, 04, <b>06 (1st)</b> , 07 (2nd), 08 (2nd)
Lukens, David (2) .....	Davis County, Bloomfield 1997, 2000
Lundholm, Steve (2) .....	Des Moines, Hoover 1986, 94
Lundt, Graham .....	Akron-Westfield 2008
Luther, Rob .....	Collins-Maxwell-Baxter 2007
Lyon, Craig (3) .....	East Greene, Grand Junction 1987, 88, 89
Mahmens, Scott .....	Chariton 1998
Malsam, Joe (9) .....	Bishop Heelan, Sioux City 1989 (2nd), 90, 91 (2nd), 92, 93 (2nd), 95, 96, 97, 98
Manker, Kelly (2) .....	Woodbury Central, Merville 2006, 07
Marcellus, Duane (4) .....	<b>Pocahontas</b> 1975, 81, <b>84 (1st)</b> , 86 (2nd)
Mathers, Bill (2) .....	Eastwood, Correctionville 1991; River Valley, Correctionville 1999
Mattox, E.J. ....	Interstate 35, Truro 1974
Mauro, Don (11) .....	Dowling Catholic, West Des Moines 1985, 86, 87 (2nd), 88, 89, 90, 91, 92, 93, 94, 95 (2nd)
McCartan, Dennis (3) .....	Carroll 2006, 07, 08
McClannahan, Dan (7) .....	Humboldt 1985, 86, 89, 90, 93, 98, 99
McCleary, Tom .....	Durant 2006
McClish, Mike (3) .....	Urbandale 1997, 98, 99



Play-off Coaches cont'd

McCoy, Arnold .....	Linn-Mar, Marion 1975
McCoy, Bob (12) .....	Bedford 1983, 86. <b>92 (1st)</b> , 93, 94, 95, 96, 97, 98(2nd), 99, 2000, 2003
McCullough, Greg (3) .....	Prairie City 1977, 81, 84
McDonald, Darren .....	South Tama County, Tama 2007
McElmurray, Gary (12) .....	Irwin 1976, 77; <b>Iowa Falls</b> 1988, 92, 93, 94, 95, <b>96 (1st)</b> , 97; co-coach 98, 99, 2001
McElrath, Leo .....	Humboldt 1977
McGee, Vince .....	Iowa Valley, Marengo 2008
McGill, David (2) .....	Allison-Bristow 1992, 93
McGrain, Nick (2) .....	Saint Albert, Council Bluffs 1976, 79
McIntosh, Craig .....	Guttenberg 1975
McKelvey, Bill (2) .....	Whiting 2000, 05
McKinstrey, Gordon .....	Maurice-Orange City 1985 (2nd)
McKinstrey, Jay (8) .....	Pella (co-coach) 1997, 99, 2000, 02, 03, 04; Pella 2007, 08
McLain, Rick .....	Preston 1978
McLaughlin, Dan (2) .....	Cascade 1986, 87
Meeks, Aundra (2) .....	<b>Columbus Catholic, Waterloo 2004 (1st)</b> , 07
Meendering, Matt .....	Sheldon 2005 (2nd)
Mehlbrech, Dan (2) .....	<b>Sibley 1978 (1st)</b> , 82 (2nd)
Meier, Brent (5) .....	<b>Guthrie Center 1996 (1st)</b> , 97, 2000, 04, 05
Meisner, Rick .....	Edgewood-Colesburg 2001
Messerli, Dave (6) .....	Marion 1981, 82, 83, 84, 92, 99
Messerole, Bill .....	Cherokee, Washington 2000
Meth, Shawn .....	Eagle Grove 2007
Metzger, Mark .....	Camanche 1995
Meyer, Dave (2) .....	Beckman, Dyersville 1996, 97
Meyer, Jeff .....	Northeast Hamilton, Blairsburg 1990
Mihalovich, Tom (2) .....	Des Moines Lincoln 2005, 06
Milder, Steve (10) .....	<b>West Central, Maynard</b> 1978 (2nd), 88, 89, 91, 93, 95, 96, <b>97 (1st)</b> , 98, 2000
Miller, David (7) .....	Preston 1985, 86, 87, 88 (2nd), 89, 90, 92
Miller, Dick (2) .....	Waterloo, West 1990, 91
Miller, Kevin (6) .....	<b>Solon</b> 2002 (2nd), 03, 05, 06 (2nd), <b>07 (1st)</b> , <b>08 (1st)</b>
Miller, Larry .....	Manning 1973
Miller, Matt .....	Fort Dodge 2005
Miller, Neulyn .....	Pleasantville 1973
Millis, Dave (2) .....	Edgewood-Colesburg 2005, 06
Mineart, Dave (4) .....	Norwalk 1983, 89, 90, 92
Mitchell, Pat (20) .....	<b>Cedar Falls</b> 1972, 75, 82 (2nd), <b>86 (1st)</b> , 87, 89, 90, 92, 94, 95, 97, 98, 99 (2nd), 2000, 01, 04, 05 (2nd), 06, 07, 08 (2nd)
Mohs, Brad (2) .....	Sumner-Fredericksburg 2006, 08
Moklestad, Larry (4) .....	Radcliffe 1981, 83, 84; Hampton 90
Monthei, Jeff .....	Kingsley-Pierson 1991
Moore, Tom (3) .....	Griswold 1983, 88, 89
Morgan, Reese (9) .....	Benton, Van Horne 1980, 86, 87; <b>Iowa City, West</b> 1994, <b>95 (1st)</b> , 96, 97, <b>98 (1st)</b> , <b>99 (1st)</b>
Morrissey, Ed (14) .....	<b>Pleasant Valley</b> 1982, 84, <b>85 (1st)</b> , 86, 87, 88, 90, 94, 96, 99, 2000, 02, 03, 04
Moseman, Chad .....	Lawton-Bronson 2007 (2nd)
Moser, Sam (4) .....	Fort Dodge 1989, 90, 93, 94
Mosier, Jeremy (2) .....	Northeast, Goose Lake 2003, 07
Moss, Craig .....	Essex 1995
Mounts, Clarence .....	Allison-Bristow 1973
Mueller, Tom .....	Sibley 1977
Muller, Dennis (12) .....	<b>Gehlen Catholic, LeMars</b> 1991, 92, 93, 94, <b>95 (1st)</b> , 96 (2nd), 97, 2001; Southeast Polk 2004, 06 (2nd), 07, 08
Murphy, Mike .....	Albia, 1994
Murphy, Pat .....	Dubuque, Senior 1997
Murphy, Tom .....	Davenport, Central 1986
Myers, Bob (7) .....	Northeast Hamilton, Blairsburg 1982, 85, 86; Grundy Center 91, 92, 93, 94

Play-off Coaches cont'd

Napierala, Tony .....	Cherokee 2006
Nash, Bill .....	Keokuk 1992
Neibauer, Ed .....	Rockwell-Swaledale 1975
Nelson, Bill (8) .....	West Burlington, Arnold 1981, 82, 83, 88, 91, 99, 2000, 04
Nelson, Dean (3) .....	Monticello 1972, 76, 77
Nelson, Ed (3) .....	<b>Hudson</b> 1974, <b>75 (1st)</b> ; Waterloo, West 84 (2nd)
Nelson, Gary (3) .....	Adel-DeSoto 1975, 77, 79
Nelson, Rod .....	Missouri Valley 1986
Niehaus, Jeff (2) .....	Sac City 1994, 95
Niemann, Larry .....	Denver 1976
Nizzi, Bob (5) .....	Dowling Catholic, West Des Moines 1979, 80, 81, 82, 83
Noard, Galen .....	Tipton 1992
Noll, Don (2) .....	Sanborn 1985 (2nd), 87
Nowlin, Bryan (2) .....	Lamoni, 2001, 08
Null, Dick (5) .....	<b>Central Lyon, Rock Rapids 1976 (1st), 77 (1st)</b> , 88, 89, 91 (2nd)
Oertel, John .....	<b>Prairie, Cedar Rapids 1981 (1st)</b>
Ohde, Dennis .....	Galva-Holstein 1988
O'Hern, Jim (2) .....	Sioux City, East 1995, 96
Olejniczak, Dennis (co-coach) (2) .....	Decorah 1997 (2nd), 98
Olin, Dick (2) .....	Clinton 1975,78
Oliver, Matt .....	Southeast Warren, Liberty Center (co-coach) 2006
Olsen, Walt .....	Council Bluffs, Abraham Lincoln 1998
Olson, Bob (4) .....	Stuart-Menlo 1983, 89, 90, 91
Olson, John .....	Gladbrook-Reinbeck 2008
Ommen, Jerry .....	South Tama County, Tama 1977
Oppelt, Tom (2) .....	Waukon 2003, 06
Owens, Steve (6) .....	<b>Treynor</b> 1998, 99, 2000, 01, 02, <b>03 (1st)</b>
Padilla, Steve (4) .....	Lewis Central, Council Bluffs 1986, 91, 96, 97
Park, Kirk (3) .....	Midland, Wyoming 1983, 85, 94
Parkinson, Craig (5) .....	<b>Akron-Westfield</b> 1988, 90, 94, <b>2002 (1st)</b> , 04
Parsons, Todd .....	Wapello 2001
Patera, Jim (2) .....	Indianola 1975; Guthrie Center 86
Patton, Rick (2) .....	North Linn, Coggon 1992, 93
Pauk, Bob (3) .....	Adair-Casey 1995, 96, 97
Pease, Jeff .....	West Central Valley, Stuart 2000
Peck, Ron (4) .....	<b>Adair-Casey 2000 (1st), 01 (1st)</b> , 02, 03 (2nd)
Pedersen, James (Butch) (16) .....	<b>West Branch</b> 1988, <b>89 (1st)</b> , 90, <b>91 (1st), 92 (1st)</b> , 93, 94, 95, 96, 98, 2000, 02, 03, 04, 05, 08
Pedersen, Jon .....	Central Decatur, Leon 2004
Pedersen, Lance (5) .....	Wilton 2004, 05, 06, 07, 08
Pelisek, Dennis .....	Clear Lake 1981
Pelzer, John (2) .....	<b>Hubbard-Radcliffe</b> 1999, <b>2000 (1st)</b>
Penner, Justin (3) .....	Kuemper Catholic, Carroll 2005, 06, 07
Penick, Les (2) .....	BCLUW, Conrad 1996, 2003
Perkins, Gene .....	Tripoli 1972
Perkins, Tony (5) .....	MOC-Floyd Valley, Orange City 1993, 96; Marion 2004, 06, 07
Peters, Joe (3) .....	Winfield-Mt Union 1989, 92, 93
Petersen, Chris (2) .....	Melcher-Dallas 2006, 07
Petersen, Curt .....	New Hartford 1986
Petersen, Jay .....	Boyer Valley, Dunlap 2008
Pezzetti, Jerry (19) .....	<b>Ankeny</b> 1981, 82, 84, 85, 88, 89, 90, 91, 95, <b>97 (1st)</b> , 2000, 01, 02, 03, 04, 05, 06, 07 (2nd), 08
Pfaffle, Chuck (2) .....	L-D-F, LeGrand 1974 (2nd), 77
Pfaffle, Dave (3) .....	MOC-Floyd Valley 2001, 02, 04
Phipps, Neil .....	Aurelia 1986 (2nd)
Pierce, Al (4) .....	<b>Laurens-Marathon 1989 (1st)</b> , 92, 93, 95
Plantz, Jim (3) .....	South Tama County, Tama 1995, 2001, 02
Plein, Tom (5) .....	Burlington 1988, 89, 91, 98, 2001
Pogemiller, Rick (3) .....	Bellevue 1988, 2000, 07

Play-off Coaches cont'd

Post, Bill (7)	Decorah (co-coach) 1994, 97, 98; Decorah-No. Winneshiek 2003, 04 (2nd), 05, 08 (2nd)
Post, Claude (2)	Belmond 1978, 87
Powers, Lonnie (9)	<b>Lone Tree 1982-1st</b> , 84 (2nd), 85, 86; WACO, Wayland 91, 96, 97, 98, 2000
Proctor, Tim (3)	New London 1985, 89, 90
Purnell, Greg (12)	<b>Linn-Mar, Marion</b> 1982, <b>85 (1st)</b> , 86 (2nd), 87, 88, <b>89 (1st)</b> , <b>90 (1st)</b> , 91, 92, 93, 94 (2nd), 96
Radke, Myron (5)	Aurelia 2001(2nd), 02, 03, 06, 07
Ragaller, Craig	Ar-We-Va, Westside 1996
Rapp, Tom	H-L-V, Victor 1979
Ramer, Steve (3)	<b>Sentral, Fenton</b> , 2001, <b>02 (1st)</b> , <b>03 (1st)</b>
Rankin, Ray (3)	Postville 2004, 05, 06
Rasmussen, Noel	Camanche 1985
Rasmussen, Robert (6)	Riceville 1985, 87, <b>93 (1st)</b> , 94, 95, 98
Reasland, Ray (3)	New Hampton 1989, 90, 92
Remmert, Brad (3)	Cedar Falls (co-coach) 2005 (2nd), 06, 07
Rew, Mitchell (5)	Nishna Valley, Hastings 1991, 92, 94, 98; Malvern 2003
Reynolds, Kurt	Elk Horn-Kimballton 1988
Rhoads, Cecil	Des Moines, Lincoln 1976
Ritchie, Curt (7)	English Valleys, North English 2000; Williamsburg 2001, 02 (2nd), 03, 05, 06, 08
Roberts, Rick (7)	Van Meter 1994, 95, 96, 97, 2001, 02; Des Moines East 2007
Rogers, Ted (16)	<b>Center Point</b> 1976, 77, 78, 80, 84 (2nd), <b>85 (1st)</b> , 86, 87, 88, 89; Center Point-Urbana 93, 98, 99, 2003, 04, 05
Rollins, Ralph	Cedar Rapids, LaSalle 1990
Ross, Phil	Gilbert 1979
Rozeboom, Jay (15)	<b>West Lyon, Inwood</b> 1992, 93, 94, 95-2nd, 96, <b>98 (1st)</b> , <b>99 (1st)</b> , 2000, 01, 03, 04, 05, 06, 07, 08 (2nd)
Rupert, Mike	Colfax-Mingo 2003
Rygh, Ron (2)	Swea City 1974; No Kossuth, Swea City 1979 (2nd)
Saathoff, Robert (2)	Clarksville 1982, 98
Sabers, Dan (7)	Iowa City, City 2001 (2nd), 03, 04, 05, 06, 07, 08
Safford, John	Grandview Park Baptist, DM 2007
Samek, Mark	G-M-G, Garwin 1999
Sandy, Lee (5)	Chariton, 2001, 02, 03, 04, 06
Sanger, Robert (21)	<b>Britt 1973 (1st)</b> , 84, 85, 86 (2nd), 87 (2nd), 88, <b>West Hancock, Britt</b> 90, 91, 92, 93 (2nd), 94, 95, <b>96 (1st)</b> , 97, 99, 2000, 02, 03, 05, 06, 07
Sausser, Brian (2)	Muscatine 2006, 07
Scandridge, Robert (5)	Lynnville-Sully 1993, 98, 99, 2001, 03
Schelling, Gaylord (3)	Tri-Center, Neola 1985, 90; <b>Atlantic 2002 (1st)</b>
Schenck, Mike (7)	Fairfield 1993, 94, 2000, 01, 02, 04, 07
Schermerhorn, George (5)	Bishop Heelan, Sioux City 1984, 85 (2nd), 87, 88; Sioux City, North 98
Schilb, Mark	Perry 2002
Schipper, Mark (2)	West Monona, Onawa 1990, 93
Schipper, Travis	Okoboji, Milford 2008
Schrader, Randy (3)	Clarinda 1990, North Scott, Eldridge 1999, 2000
Schrieber, Ken (2)	St. Albert, Council Bluffs (co-coach) 1997, 98
Schulte, Duane (7)	Cedar Rapids, LaSalle 1996, 97; <b>Xavier, Cedar Rapids</b> 2001, 03, <b>06 (1st)</b> , 07, 08
Schulte, Matt (6)	Pella (co-coach) 1997, 99, 2000, 02, 03, 04
Schumacher, Darrell (7)	<b>Garner-Hayfield</b> 1988, 90, <b>91 (1st)</b> ; Spencer, 95; Vinton-Shellsburg 2000; Oskaloosa 2003, 05
Schumacher, Delos (2)	Lake City 1987; <b>Southern Cal, Lake City 1990 (1st)</b>
Scichilone, Marshall (8)	Saint Albert, Council Bluffs 1984, 85, 87, 88, 89, 91; Woodbine 1997 (2nd), 2004
Scott, Mark	Turkey Valley, Jackson Jct. 2004
Scott, Randy (8)	<b>Bettendorf</b> 2000 (2nd), 01, 02 (2nd), 03, <b>04 (1st)</b> , 05, 06, <b>07 (1st)</b>

Play-off Coaches cont'd

Sears, Don (2).....	Sidney, 2006, 07
Seiser, John (4).....	<b>Northeast Hamilton, Blairsburg</b> 2004, 05, <b>06 (1st)</b> , 07
Senters, Jerry .....	North Linn, Coggon 1976
Shafrath, Jerry (3) .....	Hampton-Dumont 1997, 2006, 07
Sheets, Wally (11).....	Cedar Rapids, Washington 1976, 78, 79, 80, 81, 82, 84, 85, 87, 93, 94
Sherman, Rich (4) .....	Saint Ansgar 1986, 87, 89, 92
Shields, Keith .....	Murray 2000
Shields, Roy.....	Lamoni 1988
Showalter, Delwyn (3) .....	Mount Ayr (co-coach) 2005, 06, 08
Shultz, Jerry (5).....	Turkey Valley, Jackson Junction 1986, 88; Estherville-Lincoln Central 2003, 06, 07
Simmons, Trace .....	Primghar 1982
Sinclair, Rob (4) .....	Montezuma 1998; North Polk 2005, 06, 07
Sisco, Lloyd (6) .....	WACO, Olds 1972, 79; Washington 1995, 96, 97, 99
Smid, Dirk.....	Highland, Riverside-Ainsworth 1987
Smith, Dennis (4) .....	LeMars 1985, 86, 89, 92
Smith, Joe .....	<b>Dexfield, Redfield 1973 (1st)</b>
Smith, Kevin (6) .....	H-L-V, Victor 1999, 2001, 02, 06, 07, 08
Smith, Pearl (10).....	Fairfield 1974, 75, 76, 77, 80, 81, 82, 84, 85, 87
Sneiderman, Darrell (3) .....	Sheldon 1983, 84, 85
Snyder, Phil (3) .....	Ar-We-Va, Westside 2006, 07, 08
Sommerlot, Roger (6) .....	Pocahontas Area 1992, 93 (2nd), 94 (2nd), 95, 98, 2005
Sorensen, Alan .....	Walnut 2005
Southmayd, Jerry (18) .....	<b>Wapsie Valley, Fairbank</b> 1974, 81, 82, 84, 85, <b>86 (1st)</b> , <b>87 (1st)</b> , 88, 89, 90 (2nd), 92, 93, 94, 96, <b>97 (1st)</b> , 98, 2000, 01
Spangler, Dwight (3) .....	Central Clinton, De Witt 1973 (2nd), 87, 99
Spooner, Dan .....	Coon Rapids-Bayard
Squires, Michael (4).....	Gladbrook 1981; Carlisle 87, 90, 92
Stafford, Mike (13) .....	East Buchanan, Winthrop 1986, 89, 90, 91, 94, 96, 97, 98, 2001, 02, 03, 04, 08
Stahle, Tom .....	Sergeant Bluff-Luton 1987
Staker, Steve (6) .....	<b>Fredericksburg</b> 1988, 91, 94, 2000, <b>01 (1st)</b> , 02 (2nd)
Stallsmith, Steve (4) .....	Charles City 1996, 97, 2003, 08
Stamp, Gary (3) .....	Lisbon 1995; Tipton 2002, 03
Stange, Don (5) .....	Shenandoah 1975, 84, 85, 86, 87
Stanley, Rod (2) .....	Panorama, Panora 1995, 96
Stanton, John (2) .....	Maple Valley, Mapleton 1989, 91
Staton, Jerry (8) .....	<b>Oskaloosa</b> 1979, 82, 83 (2nd), 88, 89, 94, <b>96 (1st)</b> , 2002
Steckelberg, Charles .....	South Winneshiek, Calmar 2003
Stecklein, T.J. (3) .....	Cedar Rapids, LaSalle 1985 (2nd), 86, 87
Steen Tom (5) .....	Mallard 1975, 84; <b>Emmetsburg 2003 (1st)</b> , 04, 05
Stensland, Aaron .....	Nodaway-Valley 2002
Stephens, Shane (2).....	Farragut 2002 (2nd); 2004
Stephenson, Bernard .....	Nevada 1976
Sterbick, Larry.....	Glenwood 1994
Stevens, Bruce.....	Lake View-Auburn 1987
Stevens, Terry (4) .....	Sioux City, East 1972, 75, 79, 80
Stewart, Emory (2) .....	<b>Lynnville-Sully</b> 1985, <b>86 (1st)</b>
Still, Dave (5) .....	Mount Ayr 1984, 90, 91, 92, 96
Stimson, Chris .....	Elk Horn-Kimballton 2000 (2nd)
Stone, Tom (21) .....	<b>Pekin, Packwood</b> 1975 (2nd), 77 (2nd), <b>82 (1st)</b> , <b>83 (1st)</b> , 84, 85, 87, 88 (2nd), 90, 91, 92, 93, 94, 95, 97 (2nd), <b>98 (1st)</b> , 99, 2001, 02, 03, 07
Stoner, Al (3) .....	Carlisle 1998, 2002, 03
Straight, Matt (4) .....	Logan-Magnolia 2002, 05, 06, 07
Strain, John (7) .....	Mid-Prairie, Wellman 1976; L-D-F, LeGrand 80, 84, 86, 90, 91, 92
Strang, David .....	Monticello 1991
Striegel, Scott.....	Northeast, Goose Lake 1997
Strouse, Richard (6) .....	Wall Lake 1972, 73 (2nd), 75; Ballard, Huxley 80, 88, 89
Strouse, Robert (3) .....	Terril 1978, 79; Milford 80
Strutzenberg, Bruce.....	Garner-Hayfield 1974 (2nd)

Play-off Coaches cont'd

Studt, Mike (3)	BCL, Conrad 1985, 89; Earlham 92
Sturm, David (7)	Greene 1981, 88, 90, 96, 97, 98, 2002
Subbert, Todd	CAL, Latimer 1992
Sullivan, Jason (2)	Janesville 2006, 08
Sullivan, Patrick	Maxwell 1976
Summy, Dave (7)	Indianola 1986, 89, 91, 95, 98, 99, 2002
Sweeney, Mike (4)	Maple Valley, Mapleton 1982, 84, 85, 86
Sweeney, Zach (2)	Winterset 2004, 05
Swenson, Gary (22)	<b>Spencer</b> 1987, 88, 89, 90 (2nd), 91 (2nd), 92, 93, <b>94 (1st)</b> ; <b>Valley, WDM</b> 95, 96, 97, 98, 99, 2000, 01, <b>02 (1st), 03 (1st)</b> , 04 (2nd), <b>05 (1st)</b> , 06, 07, <b>08 (1st)</b>
Swieter, Mike (2)	Lakeland, Terrill 2002; Prairie Valley, Gowrie 2008
Swingen, Larry	Pomeroy-Palmer 2001
Swoboda, Galen	Floyd Valley, Alton 1985
Tackelson, Harold	Notre Dame, Burlington 1975
Tamberelli, Al	Manilla 1978
Taylor, Bill (4)	South Hamilton, Jewell 1982, 84, 89, 90
Taylor, Jim (3)	Schaller 1981, 85, 86
Teel, Jerry	Muscatine 1997
Thomas, Ed (19)	Parkersburg 1980 (2nd), 84, 89, 90 (2nd), 92; <b>Aplington-Parkersburg 93 (1st)</b> , 95, 96 (2nd), 97, 98, 99, 2000 (2nd), <b>01 (1st)</b> , 02, 03, 05, 06, 07, 08
Thomas, Greg (5)	Galva-Holstein 1995, 98, 99; <b>Humboldt</b> 2005, <b>06 (1st)</b>
Thompson, Marv (4)	Oakland 1992; Riverside, Oakland 94, 95, 2001
Thompson, Robert	Jefferson 1985
Thurness, Bob (3)	<b>Marion</b> 1978, 79, <b>80 (1st)</b>
Tiefenthaler, Jeff (4)	Newell-Fonda 1997, 99; Sioux Central, Sioux Rapids 2003, 05
Tighe, Dick (18)	Webster City 1982, 83, 84, 85, 86, 87, 88, 90, 91, 94, 96; Iowa Falls(co-coach) 98, 99, 2001; St. Edmond, Fort Dodge 2004 05, 06, 08
Tighe, Jim (2)	Spencer 2006, 08
Timmerman, Bob (8)	<b>Dubuque, Hempstead</b> 1977, 78 (2nd), <b>79 (1st)</b> , 80, 83, 87, 88, 89
Tjaden, Randy (6)	<b>Eldora-New Providence</b> 1992, 96, 98, 2002, <b>03 (1st)</b> , 05
Tjeerdsma, Mel (2)	<b>Sioux Center 1972 (1st)</b> ; Denison 75
Tokheim, Dale	Schaller-Crestland 2003
Torkelson, Dewy (2)	Lakeland, Ruthven 1997, 98
Triplett, Dave (2)	<b>Bishop Heelan, Sioux City 1975 (1st)</b> , 76
Tryon, Dale (4)	Boone 1992, 93, 95, 98
Tryon, Dick (2)	Guthrie Center 1976; Nevada,86
Tryon, Jerry(2)	Ar-We-Va, Westside 1991, 92
Tryon, Larry(10)	Ogden 1981, 82, 83, 84, 86, 92-2nd, 93, 94, 96, 97
Tudor, Jeff (2)	Rockwell-Swaledale 1992, 94
Tussey, Steve	Woodbine 1996
Twait, Duane (28)	<b>Emmetsburg</b> 1974, 75 (2nd), 76 (2nd), <b>77 (1st)</b> , 78 (2nd), <b>79 (1st)</b> , 80, 81, 83 (2nd), 84 (2nd), 85, 86, 87 (2nd), 88 (2nd), <b>89 (1st)</b> , <b>90 (1st)</b> , 91, 92, 93, 94, 95, 96, <b>97 (1st)</b> , 98, 99, <b>2000 (1st)</b> , 01, <b>02 (1st)</b>
Ulfers, Milton	Allison-Bristow 1976
Urbanek, Justin	Dike-New Hartford 2005, 06
Urbanek, Mark (2)	Hudson 1993, 94
Urwin, Robert (2)	Kuemper, Carroll 1998, 2004
VanderLinden, Kevin	Melcher-Dallas 2005
Van Dyk, Randy	South Tama County, Tama 1994 (2nd)
Van Dyke, Jerry	Tipton 1985
Van Rooyen, Brad (3)	Alden 1978, 84, 85
Van Winkle, Kerry (15)	<b>Roland-Story, Story City</b> 1977, 78, <b>80 (1st)</b> , <b>81 (1st)</b> , 82, 83, 91, 96, 97, 98, 99, 2002, 04, 07, 08
Vanderpol, Steve (4)	Ackley-Geneva 1984, 86, 87, 89
Vertanen, Bruce (3)	Ames 2003, 05, 08
Vigdal, Ken	Sioux Center 2001

Play-off Coaches cont'd

Wadle, Marty (8)	Bishop Garrigan, Algona 1998, 99 (2nd), 2000, 01, 04, 05 (2nd), 06, 07
Waechter, Steve (4)	Hartley-Melvin-Sanborn 1995, 96, 97, 2008
Wagner, Paul	Clarence-Lowden 1984
Walczyk, Jon (2)	Boone 2000, 01
Wall, Bruce	Jesup 2003
Walljasper, Tom (2)	Fort Madison 1988, 89
Waskow, David	Clarksville 2000
Watson, Steve (8)	Dallas Center-Grimes 1990, 91, 93, 94, 96, 97, 99, 2003
Weber, Robert (4)	Hamburg 1972 (2nd), 75, 81, 85
Wehde, Mike (2)	Tipton 2005, 07
Weier, Larry (7)	<b>Bishop Garrigan, Algona</b> 1976, 79, 80, <b>85 (1st)</b> , 86, 87, 91
Weiss, Matt	Central City 2008
Wendel, James	Lincoln, Stanwood 1987
Wharton, Jim (6)	<b>AvoHa, Avoca 1974 (1st)</b> , 76, 85, 87, 91 (2nd), 92
Whisner, Mike (4)	A-D-M, Adel 1993, 97, 99, 2006
Whitehead, Erv	Gehlen Catholic, LeMars (co-coach) 2004
Whitney, Mark	Audubon 1977 (2nd)
Whiton, Kim (3)	Mediapolis 1986, 90, 91
Wiebers, Dave (8)	Denison 1989, 90, 93; Denison-Schleswig 1994, 95, 99, 2001, 04
Wieck, Fred (14)	<b>GMG, Garwin 1987 (1st); Clear Lake</b> 91, 92, 98, 99, <b>2000 (1st)</b> , 01, 02, 03, 04, 05, 06 (2nd), 07, 08
Wigle, Zach	Ottumwa 2008
Wiley, Aaron	Bettendorf 2008
Wilken, Brian (4)	Newell-Fonda 2003, 05, 06, 07
Wilkinson, Lon (2)	Davenport, Central 1990, 92
Willet, Jim (4)	Anita 1985;; Audubon 1989, 98, 99
Willhite, Duane	Sheffield-Chapin 1986
Williams, Jim (4)	Dowling Catholic, WDM 1972 (2nd), 73 (2nd), 74 (2nd), 75
Williams, Mike	Independence 1985
Wilson, Thomas	Louisa-Muscatine, Letts 1984
Wilson, Tom (8)	Dike-New Hartford 1998 (2nd) , 99, 2000, 2001 (2nd), 02 (2nd); Dowling Catholic, WDM 2005, 06, 08
Wilwert, Tom	Central Elakder 2008
Wink, Larry (2)	Kingsley-Pierson 1981, 85
Winkler, Ken (16)	<b>Treynor 1979 (1st)</b> , 80, 82; <b>West Marshall, State Center</b> 85, 86, 87, 89, 90, 91, 97, 98, <b>99 (1st)</b> , 2000, 01, 04, 08
Winkowitsch, Doug (3)	Garner-Hayfield 2001; West Delaware 2005 (2nd), 08
Woepking, Warren (9)	Columbus, Columbus Junction 1980, 81 (2nd), 88, 91, 93, 94, 95, 96, 97
Wollum, Joe	CAM, Anita 2008
Womochil, Jim (3)	Williamsburg 1996, 97, 2000
Woodley, Brian (5)	Beckman, Dyersville 1998, 99, 2001; Johnston 2003, 08
Woodley, Mike (3)	Osage 1979; Fort Dodge 84; Valley. WDM 1994
Wrede, Jeff (3)	Winfield-Mount Union 1994 (2nd), 95, 99
Wuest, Dick (10)	<b>Decorah</b> 1973, <b>74 (1st)</b> , 78, 84, 86, <b>87 (1st)</b> , <b>88 (1st)</b> , <b>89 (1st)</b> , 90, 91
Wymer, Ron (11)	Turkey Valley, Jackson Junction 1985; North Fayette, West Union 92, 94, 95, 96, 2000, 02, 04, 05, 06, 07
Yokas, Jim (2)	Oelwein 2001,02
Youde, Colin	Remsen-Union 2008
Young, Robert (9)	Southeast Warren, Liberty Center 1980, 81, 82, 83, 85, 87, 88, 89, 97
Younger, Bob (7)	Atlantic 1973, 74 (2nd), 76, 80 (2nd), 81, 84, 85
Yost, Andy	West Sioux, Hawarden 2006
Zediker, Steve (2)	Sioux City East 2005, 2006
Zelenovich, Mike	Des Moines, Roosevelt 1984
Zeller, Mike (2)	Woodward-Granger 1984, 85
Zotz, Robert (3)	Armstrong-Ringsted 2006, 07 (2nd), 08 (2nd)
Zuck, Jim (2)	Hamburg 1989, 93
Zyzda, Chris (3)	Sergeant Bluff-Luton 1999, 2003, 08

## THE 120 COACHES WHO HAVE WON THE 185 STATE CHAMPIONSHIPS PRIOR TO 2009

Alvarez, Barry .....	Mason City 1978
Arns, Dave (2) .....	Waverly-Shell Rock 1990, 92
Bahlmann, Terry .....	Schleswig 1988
Becker, Joe .....	Dike 1981
Bellamy, James (3) .....	Mount Vernon 1974, 93, 94
Black, Doug .....	Radcliffe 1972
Bladt, Curt (10) .....	Harlan Community 1982, 83, 84, 93, 95, 97, 98, 2003, 04, 05
Boehme, Marv .....	Conrad, BCL 1976
Boulware, Don .....	Southern Cal, Lake City 2000
Brandt, Barry .....	Glidden-Ralston 1975
Bredlow, Chuck (2) .....	Grundy Center 1987, 88
Brown, Larry (3) .....	Iowa City, City High 1993, 94, 96
Campbell, Jayson .....	Keokuk 2007
Case, Bryan .....	Southern Cal 2008
Casey, Tom .....	I-K-M, Manilla 2006
Charlson, Ron .....	LeMars 1973
Clayberg, Dave .....	Sutherland 1983
Cox, Jim (2) .....	Paton-Churdan 1985, 86
Crow, Jim .....	Eastwood, Correctionville 1978
Dietz, Rick .....	Woodbury Central, Merville 1980
Dillon, Matt (2) .....	Dowling, West Des Moines 2000, 2001
Dougherty, Max .....	Bedford 1992
Duggan, Jim (2) .....	Saint Albert, Council Bluffs 2006, 07
Dukes, Allen .....	Lenox 2008
Dunlap, Mike .....	Emmetsburg 2008
Eagen, Terry .....	Harlan 1972
Eckhardt, Skip .....	Schleswig 1984
Ehret, Steve .....	North Mahaska, New Sharon 2005
Esser, Gene .....	Logan-Magnolia, 1990
Evans, Chuck .....	Regina, Iowa City 2005
Fiegel, Walt .....	Sioux City, East 1984
Fisk, Jack .....	Cedar Rapids, Jefferson 1972
Forman, Floyd .....	Manning 2002
Foster, Tony .....	Wapsie Valley, Fairbank 2007
Fox, Jim (3) .....	Davenport, Central 1973, 76, 83
Frerichs, Dennis .....	Urbandale 1975
Frerichs, Scott .....	New Hampton 1999
Gilson, Frank .....	Newton 1980
Good, Tom .....	Cedar Rapids, Regis 1978
Goodchild, Koy (4) .....	West Bend-Mallard 1994, 98, 99, 2004
Guenther, Mark .....	Denver 1995
Hajek, Ken .....	Saint Mary's, Remsen 2004
Hansen, Ed .....	Solon 1988
Harrington, Roger (2) .....	Davenport, West 1974, 77
Habenicht, Merv (5) .....	Bettendorf 1981, 87, 88, 91, 92
Hendryx, Rick (2) .....	Waterloo, Columbus 1976, 86
Henry, Chuck .....	Sigourney 1979
Hicks, Don .....	Stanton 2007
Hinkel, Randy .....	Madrid 1991
Howard, Bob (3) .....	Sigourney-Keota 1995, 2001, 05
Hughes, Chuck .....	Paullina 1981
Jacobson, Dave .....	West Delaware, Manchester 1991
Jansen, Roger .....	Bishop Heelan Catholic, Sioux City 2008

Coaches Who Have Won State Championships cont'd

Jenson, Richard .....	Manilla 1977
Karpuk, Phil .....	Bishop Heelan, Sioux City 1982
Kilburg, Tom .....	Epworth, Western Dubuque 2001
Knock, Don .....	Grundy Center 1984
Kopatich, Tom (2) .....	Cedar Rapids, LaSalle 1982, 83
Kuhl, Adam .....	St. Albert, Co. Bluffs 2004
Lensch, Kreg .....	Glidden-Ralston 2005
Lorenzen, Toby .....	Central Lyon/George-Little Rock 2006
Marcellus, Duane .....	Pocahontas 1984
McCoy, Bob .....	Bedford 1992
McElmuray, Gary .....	Iowa Falls 1996
Meeks, Aundra .....	Columbus Catholic, Waterloo 2004
Mehlbrech, Dan .....	Sibley 1978
Meier, Brent .....	Guthrie Center 1996
Milder, Steve .....	West Central, Maynard 1997
Miller, Kevin (2) .....	Solon 2007, 08
Mitchell, Pat .....	Cedar Falls 1986
Morgan, Reese (3) .....	Iowa City, West 1995, 98, 99
Morrissey, Ed .....	Pleasant Valley 1985
Muller, Denny .....	Gehlen Catholic, LeMars 1995
Nelson, Ed .....	Hudson 1975
Null, Dick (2) .....	Central Lyon, Rock Rapids 1976, 77
Oertel, John .....	Prairie, Cedar Rapids 1981
Owens, Steve .....	Treynor 2003
Parkinson, Craig .....	Akron-Westfield 2002
Peck, Ron (2) .....	Adair-Casey 2000, 2001
Pedersen, James (Butch) (3) .....	West Branch 1989, 91, 92
Pelzer, John .....	Hubbard-Radcliffe 2000
Pezzetti, Jerry .....	Ankeny 1997
Pierce, Al .....	Laurens-Marathon 1989
Powers, Lonnie .....	Lone Tree 1982
Purnell, Greg (3) .....	Linn-Mar, Marion 1985, 89, 90
Ramer, Steve (2) .....	Sentral, Fenton 2002, 03
Rasmussen, Bob .....	Riceville 1993
Rogers, Ted .....	Center Point 1985
Rozeboom, Jay (2) .....	West Lyon, Inwood 1998, 99
Sanger, Robert (2) .....	Britt 1973; Britt, West Hancock 96
Schelling, Gaylord .....	Atlantic 2002
Schulte, Duane .....	Xavier, Cedar Rapids 2006
Schumacher, Darrell .....	Garner-Hayfield 1991
Schumacher, Delos .....	Southern Cal, Lake City 1990
Scott, Randy (2) .....	Bettendorf 2004, 07
Seiser, John .....	Northeast Hamilton, Blairsburg 2006
Smith, Joe .....	Dexfield, Redfield 1973
Southmayd, Jerry (3) .....	Wapsie Valley, Fairbank 1986, 87, 97
Staker, Steve .....	Fredericksburg, 2001
Staton, Jerry .....	Oskaloosa 1996
Steen, Tom .....	Emmetsburg 2003
Stewart, Emory .....	Lynnville-Sully 1986
Stone, Tom (3) .....	Pekin, Packwood 1982, 83, 98
Swenson, Gary (5) .....	Spencer 1994; Valley, WDM 2002, 03, 05, 08
Thomas, Ed (2) .....	Aplington-Parkersburg 1993, 2001
Thomas, Greg .....	Humboldt 2006



### Coaches Who Have Won State Championships

Thurness, Bob .....	Marion 1980
Timmerman, Bob .....	Dubuque, Hempstead 1979
Tjaden, Randy .....	Eldora-New Providence 2003
Tjeerdsma, Mel .....	Sioux Center 1972
Triplett, Dave .....	Bishop Heelan, Sioux City 1975
Twait, Duane (7) .....	Emmetsburg 1977, 79, 89, 90, 97, 2000, 02
Urbanek, Mark .....	Hudson 1994
Van Winkle, Kerry (2) .....	Roland-Story, Story City 1980, 81
Weier, Larry .....	Bishop Garrigan, Algona 1985
Wieck, Fred (2) .....	GMG, Garwin 1987, Clear Lake 2000
Wharton, Jim .....	AvoHa, Avoca 1974
Winkler, Ken (2) .....	Treynor 1979; West Marshall, State Center 99
Wuest, Dick (4) .....	Decorah 1974, 87, 88, 89
Wymer, Ron .....	North Fayette, West Union 1992

### **SCHOOLS WITH MOST PLAY-OFF APPEARANCES THRU 2008**

33 - Emmetsburg	16 - Center Point & Center Point-Urbana
31 - Dowling Catholic, West Des Moines	16 - Central Lyon & Central Lyon/George-Little Rock
29 - Harlan Community	16 - Mount Pleasant
28 - Bishop Heelan, Catholic, Sioux City	16 - West Branch
24 - Bettendorf	15 - Bishop Garrigan, Algona
24 - Valley, West Des Moines	15 - Pleasantville
23 - Newton	15 - Roland-Story
21 - Britt & West Hancock, Britt	15 - WACO, Wayland
21 - Pekin	14 - Clear Lake
21 - Wapsie Valley, Fairbank	14 - East Buchanan, Winthrop
20 - Cedar Falls	14 - Manning & IKM-Manning
20 - Iowa City, City	14 - LeMars
20 - Mount Vernon	14 - Pleasant Valley
20 - Pella	14 - Waverly-Shell Rock
20 - Saint Albert, Council Bluffs	14 - West Delaware, Manchester
20 - Sioux City, East	14 - West Marshall, State Center
19 - Ankeny	13 - Ames
19 - Aplington-Parkersburg & Parkersburg	13 - Linn-Mar, Marion
19 - Assumption, Davenport	13 - New Hampton
19 - Solon	13 - Prairie, Cedar Rapids
19 - West Lyon, Inwood	13 -Treynor
18 - Madrid	13 - Urbandale
18 - Sigourney-Keota & Sigourney	
17 - Cedar Rapids Washington	
17 - Decorah & Decorah-North-Winneshiak	
17 - Fairfield	
17 - West Bend-Mallard & West Bend	

## SCHOOLS IN THE STATE PLAY-OFFS MOST CONSECUTIVE YEARS - THRU 2008

24 - Emmetsburg 1983-2006  
**17 - Valley, WDM 1992-2008**  
17 - Dowling, WDM 1985-2001  
17 - Newton 1987-2003  
16 - Madrid 1990-2005  
**14 - Harlan Community 1995-2008**  
13 - Harlan Community 1981-93  
**12 - Saint Albert, Co. Bluffs, 1997-2008**  
**11 - Bettendorf 1998-2008**  
**11 - Clear Lake 1998-2008**  
10 - Iowa City, City High 1992-2001  
10 - Linn-Mar, Marion 1985-94  
10 - Assumption, Davenport 1989-98  
**9 - Ankeny, 2000-2008**  
9 - West Branch, 1988-96  
9 - West Lyon, Inwood 1988-96  
9 - Bedford 1992-2000  
9 - Spencer 1987-95

9 - West Delaware, Macheseter 1990-98  
9 - Aplington-Parkersburg 1995-2003  
9 - Galva-Holstein 1998-2006  
8 - Sigourney-Keota 1998-2005  
8 - West Bend-Mallard 1993-2000  
8 - Iowa Falls 1992-99  
8 - West Hancock, Britt 1990-97  
8 - Waverly-Shell Rock 1988-95  
8 - Emmetsburg 1974-81  
7 - Bishop Garrigan, Algona 1987-93  
7 - Gehlen Catholic, LeMars 1991-97  
7 - Marion 1978-84  
7 - Wapsie Valley, Fairbank 1984-90  
7 - Central Lyon, Rock Rapids, 1996-2002  
7 - Webster City 1982-88

*bold face indicates streaks that are intact for the 2009 season*

## SCHOOLS WITH MOST PLAY-OFF VICTORIES THRU 2008

77 - Harlan Community (77-18)  
62 - Emmetsburg (62-24)  
50 - Bettendorf (50-17)  
38 - Valley, WDM (38-20)  
38 - Dowling Catholic, WDM (38-29)  
37 - Bishop Heelan Catholic, Sioux City (37-25)  
35 - Wapsie Valley, Fairbank (35-17)  
34 - West Bend-Mallard; West Bend (34-13)  
34 - Madrid (34-17)  
33 - Sigourney-Keota; Sigourney (33-14)  
33 - Solon (33-16)  
32 - West Hancock & Britt (32-19)  
31 - Iowa City, City High (31-17)  
31 - Mount Vernon (31-17)  
30 - Central Lyon; Central Lyon/G-LR (30-13)  
28 - Saint Albert, Council Bluffs (28-17)  
28 - Cedar Falls (28-19)  
27 - Pekin (27-18)  
26 - Aplington-Parkersburg & Parkersburg (26-17)  
26 - Decorah; Decorah-North Winneshiek (26-13)  
26 - West Lyon, Inwood (26-17)  
23 - West Branch (23-13)  
23 - Newton (23-22)

22 - Linn-Mar, Marion (22-10)  
21 - Ankeny (21-18)  
20 - Pocahontas Area; Pocahontas (20-9)  
19 - Southern Cal, Lake City (19-4)  
18 - Columbus Catholic, Waterloo (18-7)  
18 - Spencer (18-10)  
18 - North Mahaska, New Sharon (18-11)  
18 - Clear Lake (18-13)  
16 - North Fayette, West Union (16-11)  
16 - Treynor (16-11)  
16 - West Delaware (16-13)  
15 - Iowa City West (15-5)  
15 - Waverly-Shell Rock (15-12)  
15 - Manning & IKM-Manning (15-13)  
14 - Dike & Dike-New Hartford (14-7)  
14 - Iowa Falls (14-9)  
14 - Grinnell (14-10)  
14 - Ogden (14-11)  
14 - Bedford (14-11)  
14 - Roland-Story (14-13)  
14 - Bishop Garrigan, Algona (14-14)  
14 - Pleasantville (14-15)

## SCHOOLS WITH THE MOST STATE CHAMPIONSHIPS THRU 2008

11 - Harlan Community 1972, 82, 83, 84, 93, 95, 97, 98, 2003, 04, 05  
9 - Emmetsburg 1977, 79, 89, 90, 97, 2000, 02, 03, 08  
7 - Bettendorf 1981, 87, 88, 91, 92, 2004  
4 - Decorah 1974, 87, 88, 89  
4 - West Bend-Mallard 1994, 98, 99, 2004  
4 - Sigourney & Sigourney-Keota 1979, 85, 2001, 05  
4 - Valley, WDM 2002, 03, 05, 08  
4 - Wapsie Valley, Fairbank 1986, 87, 97, 2007  
3 - Bishop Catholic Heelan, Sioux City 1975, 82, 2008  
3 - Central Lyon & Central Lyon/G-LR 1976, 77, 2006  
3 - Columbus Catholic, Waterloo 1976, 86, 2004  
3 - Davenport, Central 1973, 76, 83  
3 - Grundy Center 1984, 87, 88  
3 - Iowa City, City High 1993, 94, 96

3 - Iowa City, West 1995, 98, 99  
3 - Linn-Mar, Marion 1985, 89, 90  
3 - Mount Vernon 1974, 93, 94  
3 - Pekin 1982, 83, 89  
3 - Saint Albert, Council Bluffs, 2004, 2006, 07  
3 - Solon 1988, 2007, 08  
3 - Southern Cal, Lake City 1990, 2000, 08  
3 - West Branch 1989, 91, 92  
2 - Adair-Casey 2000, 01  
2 - Cedar Rapids, LaSalle 1982, 83  
2 - Davenport, West 1974, 77  
2 - Dowling Catholic, WDM 2000, 01  
2 - Glidden-Ralston 1975, 2005  
2 - Hudson 1975, 94  
2 - Manilla & IKM, Manilla 1977, 2006

### Schools With Most State Championships cont'd

2 - Parkersburg; Aplington-Parkersburg 1993, 2001  
2 - Paton-Churdan 1985, 86  
2 - Radcliffe; Hubbard-Radcliffe 1972, 2000  
2 - Roland-Story 1980, 81  
2 - Schleswig 1984, 88

2 - Treynor 1979, 2003  
2 - Waverly-Shell Rock 1990,92  
2 - West Lyon, Inwood 1998,99

### COACHES WITH MOST STATE CHAMPIONSHIPS THRU 2008

10 - Curt Bladt, Harlan Community  
7 - \*Duane Twait, Emmetsburg  
5 - Gary Swenson, Spencer; Valley (4)  
5 - \*Merv Habenicht, Bettendorf  
4 - \*Koy Goodchild, West Bend-Mallard  
4 - \*Dick Wuest, Decorah  
3 - \*Jim Bellamy, Mount Vernon  
3 - Robert Howard, Sigourney-Keota  
3 - James "Butch" Pedersen, West Branch  
3 - Tom Stone, Pekin, Packwood  
3 - \*Larry Brown, Iowa City, City High  
3 - \*Jim Fox, Davenport, Central  
3 - \*Reese Morgan, Iowa City, West  
3 - \*Greg Purnell, Linn Mar  
3 - \*Jerry Southmayd, Wapsie Valley

2 - Kevin Miller, Solon  
2 - Jay Rozeboom, West Lyon  
2 - Robert Sanger, Britt; West Hancock  
2 - Kerry VanWinkle, Roland-Story  
2 - Fred Wieck, GMG, Garwin; Clear Lake  
2 - Ken Winkler, Treynor; West Marshall  
2 - \*Dave Arns, Waverly-Shell Rock  
2 - \*Matt Dillon, Dowling, WDM  
2 - \*Chuck Bredlow, Grundy Center  
2 - \*Jim Cox, Paton-Churdan  
2 - \*Jim Duggan, Saint Albert, Co. Bluffs  
2 - \*Roger Harrington, Davenport, West  
2 - \*Rick Hendryk, Columbus, Waterloo  
2 - \*Tom Kopatich, Cedar Rapids, LaSalle  
2 - \*Dick Null, Central Lyon, Rock Rapids  
2 - \*Ron Peck, Adair Casey  
2 - \*Steve Ramer, Sentral, Fenton  
2 - \*Randy Scott, Bettendorf  
2 - \*Ed Thomas, Aplington-Parkersburg; Parkersburg

\* denotes deceased or retired

### Coaches Who Have Won Championships at Two or More Different Schools

Ken Winkler: Treynor, 1979; West Marshall 1999

Fred Wieck: GMG, Garwin 1987; Clear Lake 2000

Gary Swenson: Spencer 1994; Valley, WDM 2002, 2003, 2005

### COACHES WITH MOST APPEARANCES IN STATE PLAY-OFFS THRU 2008

28 - \*Duane Twait, Emmetsburg  
28 - Curt Bladt, Harlan Community  
22 - Gary Swenson, Spencer; Valley, WDM  
21 - Tom Stone, Pekin  
21 - Robert Sanger, West Hancock; Britt  
20 - Randy Hinkel, Madrid; Lohrville  
20 - Pat Mitchell, Cedar Falls  
20 - \*Jim Bellamy, Mount Vernon  
19 - Jerry Pezetti, Ankeny  
19 - \*Ed Thomas, Aplington-Parkersburg  
18 - Dick Tighe, St. Edmond, Fort Dodge; (co-coach)  
Iowa Falls;; Webster City  
18 - \*Jerry Southmayd, Wapsie Valley  
17 - Robert Howard, Scranton; Sigourney-Keota;  
Webster City  
17 - \*Koy Goodchild, West Bend-Mallard  
16 - James "Butch" Pedersen, West Branch  
16 - Ken Winkler, Treynor; West Marshall  
16 - \*John Jenkins, Newton  
16 - \*Ted Rogers, Center Point-Urbana  
15 - Jay Rozeboom, West Lyon, Inwood  
15 - Kerry Van Winkle, Roland-Story  
15 - \*Merv Habenicht, Bettendorf  
14 - Floyd Forman, Manning & IKM-Manning (co-coach)  
14 - Fred Wieck, Clear Lake; GMG, Garwin  
14 - \*Ed Morrissey, Pleasant Valley  
14 - \*Tom Kopatich, CR LaSalle, Wahlert, Dubuque  
Assumption, Davenport; Ottumwa

13 - \*Larry Brown, Iowa City, City  
13 - \*Ed Hansen, Solon  
13 - Mike Stafford, East Buchanan  
12 - Steve Ehret, North Mahaska  
12 - Bob McCoy, Bedford  
12 - Dennis Muller, Southeast Polk; Gehlen Cath., LeMars  
12 - \*Walt Fiegel, Sioux City, East  
12 - \*Gary McElmuray, Irwin; Iowa Falls  
12 - \*Mark Kaczmarek, Assumption, Davenport  
12 - \*Greg Purnell, Linn-Mar  
12 - \*Norris Hale, Pella  
11 - Bob Jensen, Mount Pleasant  
11 - Toby Lorenzen, Central Lyon/George-Little Rock  
11 - \*Dave Arns, Waverly-Shell Rock  
11 - \*John Danks, Pleastville  
11 - \*Don Mauro, Dowling Catholic, WDM  
11 - \*Wally Sheets, Cedar Rapids, Washington  
11 - \*Ron Wymer, North Fayette; Turkey Valley  
10 - Steve Milder, West Central, Maynard  
10 - \*Dennis Frerichs, Urbandale  
10 - \*Pearl Smith, Fairfield  
10 - \*Larry Tryon, Ogden  
10 - \*Dick Wuest, Decorah

\* denotes no longer active Iowa coach

## FOOTBALL PLAY-OFF OVERTIME GAMES (83)


<b>1972</b>	2-A	Regina, Iowa City 23 .....	Tripoli 16 .....	1st rnd ..	3 OTs
<b>1974</b>	3-A	Atlantic 6 .....	Emmetsburg 3 .....	1st rnd	
<b>1975</b>	2-A	Pocahontas 34 .....	Lawton-Bronson 28 .....	1st rnd	
	4-A	Clinton 31 .....	Burlington 30 .....	1st rnd ..	3 OTs
<b>1976</b>	1-A	AvoHa, Avoca 13 .....	Irwin 7 .....	1st rnd	
<b>1981</b>	A	Paullina 20 .....	Sentral, Fenton 14 .....	Final	
	3-A	Harlan Community 7 .....	Atlantic 6 .....	1st rnd	
		Harlan Community 10 .....	Emmetsburg 7 .....	Semis	
		Prairie, Cedar Rapids 28 .....	Marion 22 .....	Semis	
	4-A	Mason City 10 .....	Fort Dodge 7 .....	1st rnd	
<b>1984</b>	A	Schleswig 21 .....	Graettinger 20 .....	Semis ..	3 OTs
	2-A	Maple Valley, Mapleton 14 .....	West Marshall, State Ctr. 7 .....	1st rnd	
	3-A	Oelwein 28 .....	Decorah 27 .....	1st rnd .	2 OTs
	4-A	Waterloo, West 13 .....	Fort Dodge 7 .....	1st rnd	
<b>1985</b>	A	Paton-Churdan 20 .....	Sanborn 14 .....	Final ..	4 OTs
	3-A	Harlan Community 3 .....	Webster City 0 .....	Semis	
<b>1986</b>	2-A	Shenandoah 14 .....	North Polk, Alleman 7 .....	Q'ter fin.	
	3-A	Harlan Community 9 .....	Lewis Central, Co. Bluffs 6 .....	1st rnd	
<b>1987</b>	A	G-M-G, Garwin 20 .....	Schleswig 17 .....	Final	
	1-A	Grundy Center 7 .....	Center Point 6 .....	Semis	
	2-A	Sergeant Bluff-Luton 16 .....	St. Edmond, Fort Dodge 13 .....	1st rnd ..	2 OTs
	3-A	Harlan Community 17 .....	Clarke, Osceola 14 .....	1st rnd	
	4-A	Wahlert, Dubuque 20 .....	Cedar Rapids, Washington 17 .....	Q'ter rnd ...	2 OTs
<b>1988</b>	A	Schleswig 10 .....	Preston 7 .....	Final rnd	
	1-A	Northwood-Kensett 21 .....	NUH, Cedar Falls 20 .....	1st rnd ...	2 OTs
<b>1989</b>	1-A	Wall Lake 12 .....	Maple Valley, Mapleton 6 .....	1st rnd	
	2-A	Wapello 9 .....	West Liberty 6 .....	1st rnd	
<b>1990</b>	2-A	Clarinda 21 .....	Dallas Center-Grimes 20 .....	Q'ter fin.	
<b>1991</b>	4-A	Waterloo West 14 .....	Waterloo East 7 .....	1st rnd ...	2 OTs
<b>1992</b>	1-A	West Branch 12 .....	Aplington-Parkersburg 6 .....	Semis	
<b>1994</b>	2-A	Missouri Valley 25 .....	Maple Valley, Mapleton 22 .....	1st rnd	
	3-A	Mount Pleasant 27 .....	West Delaware, Manchester 21 .....	Q'ter fin.	
		Spencer 17 .....	Glenwood 14 .....	Semis ...	4 OTs
		Glenwood 12 .....	Pella 6 .....	Q'ter fin.	
	4-A	Bettendorf 24 .....	Assumption, Davenport 21 .....	Q'ter fin.	
<b>1995</b>	A	West Bend-Mallard 16 .....	Winfield-Mt. Union 15 .....	Final	
	1-A	Galva-Holstein 15 .....	Hartley-Melvin-Sanborn 14 .....	1st rnd	
	3-A	Boone 28 .....	Algona 26 .....	1st rnd	
		Harlan Community 10 .....	Denison-Schleswig 7 .....	Q'ter fin.	
<b>1996</b>	4-A	Ames 27 .....	Newton 24 .....	Q'ter fin. ..	2 OTs
<b>1997</b>	4-A	Dubuque, Senior 21 .....	Wahlert, Dubuque 20 .....	1st rnd	
<b>1998</b>	A	West Bend-Mallard 28 .....	Manning 26 .....	1st rnd	
		West Bend-Mallard 14 .....	Clay Central-Everyly 12 .....	Q'ter fin. ...	2 OTs

Play-off Overtime Games cont'd

	3-A	Crestwood, Cresco 34 .....	West Delaware, Manchester 28 .....	1st rnd ... 2 OTs
	1-A	Riceville 13 .....	Eldora-New Providence 7 .....	1st rnd
	4-A	Ames 7 .....	Sioux City, North 0 .....	Q'ter fin.
		Dowling, WDM 10 .....	Valley, WDM 7 .....	Q'ter fin.
<b>1999</b>	A	West Bend-Mallard 28 .....	Newell-Fonda 22 .....	1st rnd
		West Bend-Mallard 12 .....	River Valley, Correctionville 9 .....	Q'ter fin. ....
	2-A	Sigourney-Keota 21 .....	Center Point-Urbana 20 .....	Q'ter fin.
	4-A	Cedar Rapids, Kennedy 13 .....	Cedar Rapids, Washington 10 .....	1st rnd
		Iowa City, West 28 .....	Cedar Falls 21 .....	Final
<b>2000</b>	2-A	Solon 21 .....	Mount Vernon 20 .....	1st rnd
	3-A	Harlan Community 30 .....	Denison-Schleswig 24 .....	Q'ter fin. ... 2 OTs
		Harlan Community 56 .....	Grinnell 55 .....	Semis ... 4 OTs
		Clear Lake 23 .....	Harlan 20 .....	Final rnd ... 3 OTs
<b>2001</b>	1-A	Ogden 18 .....	Bishop Garrigan, Algona 12 .....	1st rnd ... 2 OTs
	2-A	Highland-Lone Tree 21 .....	Mid-Prairie, Wellman 20 .....	1st rnd
	3-A	Epworth, Western Dubuque 13 .....	Oelwein 6 .....	1st rnd
	4-A	Iowa City, City High 21 .....	Cedar Falls 14 .....	Q'ter fin.
<b>2002</b>	8-P	Sentral, Fenton 46 .....	Adair-Casey 43 .....	Semi rnd ... 2 OTs
<b>2003</b>	A	Madrid 29 .....	West Bend-Mallard 28 .....	1st rnd
	1-A	Saint Ansgar 15 .....	Newman Catholic, Mason City 14 .....	1st rnd
		Saint Albert, Co. Bluffs 10 .....	Bedford 7 .....	1st rnd
		Saint Albert, Co. Bluffs 28 .....	West Lyon, Inwood 27 .....	Semis
	2-A	Eddyville-Blakesburg 25 .....	PCM, Monroe 19 .....	1st rnd ... 2 OTs
	8-P	Stanton 42 .....	Malvern 34 .....	Q'ter fin.
<b>2004</b>	2-A	Gilbert 28 .....	West Lyon, Inwood 27 .....	Semis
	8-P	Twin River Valley, Bode 40 .....	Northeast Hamilton, Blairsburg 37 .....	1st rnd ... 3 OTs
<b>2005</b>	A	Newell-Fonda 35 .....	Gehlen Catholic, LeMars 34 .....	1st rnd
	1-A	St. Albert, Council Bluffs 27 .....	Logan-Magnolia 20 .....	1st rnd
	3-A	Williamsburg 33 .....	Oskaloosa 27 .....	1st rnd
	4-A	Cedar Rapids Kennedy 27 .....	Prairie, Cedar Rapids 26 .....	1st rnd
<b>2006</b>	4A	Southeast Polk 23 .....	Ankeny 20 .....	Q'tr fin.
	3A	Humboldt 20 .....	LeMars 13 .....	Semi rnd
<b>2007</b>	A	West Hancock, Britt 21 .....	Alta 20 .....	1st rnd
	2-A	Central Lyon/George-Little Rock 20 .....	Estherville-Lincoln Central 14 .....	Q'tr fin.
	4-A	Bettendorf 6 .....	Cedar Falls 3 .....	Semi rnd
	8- P	Armstrong-Ringsted 45 .....	Ar-We-Va, Westside 42 .....	Semi rnd
<b>2008</b>	A	East Buchanan, Winthrop 16 .....	Wapsie Valley, Fairbank 10 .....	1st rnd
		Southern Cal, Lake City 22 .....	North Tama, Traer 21 .....	Final
	4-A	Ames 48 .....	Southeast Polk 47 .....	1st rnd ... 4 OTs
	8-P	Janesville 34 .....	Central City 32 .....	1st rnd

## **OFFICIALS WITH MOST YEARS SELECTED FOR PLAY-OFFS THRU 2008**

- 32 - Gary Christiansen, Mason City
- 28 - Richard Larson, Sioux City
- 28 - Von Bornholz, Sioux City
- 27 - Ron Clinton, Creston
- 27 - Pete Hansen, Spencer; Fort Dodge; Orange City
- 27 - Paul Somers, Creston
- 26 - Roger Barr, Storm Lake
- 26 - Jerry Nikkel, Pella; Marshalltown
- 26 - Craig Snider, Osage
- 25 - Steve McCann, Creston
- 24 - Henry Nissen, Missouri Valley
- 24 - Dale Barringer, Holstein
- 24 - Dan Rourke, Indianola
- 23 - John Christensen, Cedar Rapids
- 23 - Tom Fuller, Adel
- 23 - Joel Hibbs, Marshalltown
- 23 - Robert Hildebrand, Earlville; Manchester
- 23 - James Patterson, Cedar Rapids
- 23 - Ron Tryon, Adel
- 23 - Ronald Wing, Sioux City
- 23 - William Yeisley, Cedar Rapids
- 22 - Charles Adair, Mondamin
- 22 - Roger Benson, Mondamin; Avoca
- 22 - Lanny Grigsby, Storm Lake
- 22 - Jim Jagim, West Des Moines
- 22 - Myron Linn, Pella
- 22 - Stanley Millage, Sioux City
- 22 - Bob Oldis, Iowa City
- 22 - Marlowe VanGinkel, Rock Valley
- 22 - Randy York, Adel
- 21 - Charles Brittain, Waverly
- 21 - Shawn Collins, Mapleton
- 21 - Tim Esbeck, Clear Lake
- 21 - Wade Gort, Rock Valley
- 21 - Steve Jansen, Sioux City
- 21 - Dave Waller, Galva
- 21 - Jerry Winter, Cedar Rapids
- 20 - Gary Alfrey, Waterloo
- 20 - Jack Boal, Iowa City
- 20 - Price Dahlstrom, Mason City
- 20 - Randy Druvenga, Waverly
- 20 - Jeff Griggs, Milo
- 20 - Ward Hunter, Ogden
- 20 - John Jaspers, Waverly; Cedar Rapids
- 20 - James Jensen, Iowa City
- 20 - Leo Van Vark, Pella
- 19 - Wayne Clinton, Ames
- 19 - Tom Claude, Algona
- 19 - Tom Hanafan, Co. Bluffs
- 19 - Robert Johnson, Minden
- 19 - Jim Noonan, Dubuque
- 19 - Larry Patten, Co. Bluffs
- 19 - William Praska, Waterloo
- 19 - Terry Thomas, Council Bluffs
- 19 - Dave Wyckoff, Westside
- 18 - Robert Ferguson, Cedar Rapids
- 18 - Clifford Garvey, Spirit Lake
- 18 - James Koehler, Burlington
- 18 - Mike Sayre, Burlington
- 18 - David Schonrock, Sergeant Bluff
- 18 - Cornie Wassink, Alton
- 18 - Everett Williams, Sioux City
- 18 - Stan Wisnieski, Sioux City
- 18 - Garth Workman, Burlington
- 17 - Terry Edwards, Knoxville
- 17 - Tom Hartigan, Council Bluffs
- 17 - Arthur Kitzman, Bettendorf
- 17 - Ken Kreykes, Co. Bluffs ,Des Moines, Cambridge
- 17 - Joe Loria, Iowa City
- 17 - Allen Masters, Spencer
- 17 - Gary Paulsen, Ogden
- 17 - Bill Prange, Ankeny
- 17 - James Quillen, Waterloo; Hudson
- 17 - Gary Roberson, Bettendorf
- 17 - Robert Saunders, Iowa City
- 17 - Jerry Sherwood, Burlington
- 17 - Alvin Sickels, Indianola
- 17 - Wayne White, Elk Horn
- 16 - Garry Bixby, Waterloo
- 16 - Leslie Brommer, Sioux Center
- 16 - Garry Greenlee, Ames
- 16 - Scott Hale, West Des Moines
- 16 - Arthur Johnson, Spencer
- 16 - Marty Junius, West Des Moines
- 16 - Richard Koolbeck, Cedar Rapids
- 16 - Robert Locker, Slater
- 16 - Richard McMahon, Latimer
- 16 - Ron Stowers, Sioux City
- 16 - Ron Sturch, Waterloo
- 15 - Dennis Bradshaw, Westside; Carroll
- 15 - Randy Bruns, Waverly
- 15 - Le Roy Goosic, Altoona, Nevada
- 15 - Bernard (Bud) Legg, Ames
- 15 - Jeff Lindsay, Prairie City
- 15 - John Lowry, Marion
- 15 - Carroll Oberman, Yarmouth
- 15 - Arnold Paulsen, Cedar Rapids
- 15 - Brent Prange, Ankeny
- 15 - Don Proctor, Burlington
- 15 - Dennis Rima, Dubuque
- 15 - Jack Schroeder, Lawton, Hampton
- 15 - George Thuenen, Jr., Bettendorf



**IHSAA State Football Championships  
November 20-21, 2009  
UNI-Dome, Cedar Falls**

## **OFFICIALS ASSIGNED TO FOUR OR MORE CHAMPIONSHIP GAMES THRU 2008**

14 - Gary Christiansen, Mason City  
14 - Craig Snider, Osage  
12 - John Christenson, Cedar Rapids  
12 - Tim Esbeck, Clear Lake  
10 - Roger Barr, Storm Lake  
9 - Lanny Grigsby, Storm Lake  
9 - James Patterson, Cedar Rapids  
9 - Jerry Winter, Cedar Rapids  
8 - Gary Alfrey, Waterloo  
8 - Chuck Brittain, Waverly  
8 - Randy Druvenga, Waverly  
8 - G. L. (Jud) Eichorn, Marshalltown  
8 - James Jagim, West Des Moines  
8 - Robert Locker, Slater  
8 - Robert Tvrdik, Cedar Rapids  
8 - Robert Vrbicek, Cedar Rapids  
7 - Price Dahlstrom, Mason City  
7 - John Jaspers, Waverly; Cedar Rapids  
7 - Richard Larson, Sioux City  
7 - Dan Newbury, Indianola  
7 - Arnold Paulsen, Cedar Rapids  
7 - Von Bornholtz, Sioux City  
7 - Kurt Walderbach, Mason City  
7 - Stanley Wooster, Marshalltown  
6 - Tom Fuller, Adel  
6 - Cal Harms, Sumner  
6 - Arthur Kitzman, Bettendorf  
6 - Richard Koolbeck, Cedar Rapids  
6 - Robert Oldis, Iowa City  
6 - Robert Hildebrand, Earlville; Manchester  
6 - Stanley Millage, Sioux City  
6 - Gary Roberson, Bettendorf  
6 - Paul Somers, Creston  
6 - Mike Stewart, Cedar Falls  
6 - George Thuenen, Bettendorf  
6 - Ron Tryon, Adel  
6 - Randy York, Adel

5 - Tim Bell, Marshalltown  
5 - Jack Boal, Iowa City  
5 - Von Bornholtz, Sioux City  
5 - Randy Bruns, Waverly  
5 - Wayne Clinton, Ames  
5 - Robert Ferguson, Cedar Rapids  
5 - Wade Gort, Rock Valley  
5 - Pete Hansen, Orange City  
5 - James Jensen, Iowa City  
5 - Ken Kreykes, C Bluffs; Des Moines  
5 - Mark Lichtenberg, Bettendorf  
5 - John Lowry, Marion  
5 - Steve McCann, Creston  
5 - Henry Nissen, Missouri Valley  
5 - David Schonrock, Sioux City  
5 - Marlowe Van Ginkel, Rock Valley  
5 - William Yeisley, Cedar Rapids  
4 - Tom Claude, Algona  
4 - Ron Clinton, Creston  
4 - Tom Elmore, Burlington  
4 - Dennis Glancy, Burlington  
4 - John Grace, Emmetsburg  
4 - Maynard Henderson, Cedar Falls  
4 - Don Kester, Waterloo  
4 - Patrick Langenberg, Iowa City  
4 - Scott Logas, Burlington  
4 - Thomas McEniry, Clear Lake  
4 - Jerry Nikkel, Pella  
4 - Carroll Oberman, Yarmouth  
4 - Roger Peterson, Alta  
4 - Donald Proctor, Burlington  
4 - Mike Sayre, Burlington  
4 - Jack Schroeder, Hampton  
4 - David Skibsted, Storm Lake  
4 - Robert Smith, Waterloo  
4 - Cornie Wassink, Alton  
4 - Dwight Widen, Denison  
4 - Ron Wing, Sioux City  
4 - Garth Workman, Burlington

## **FOOTBALL PLAY-OFF PAID ATTENDANCE RECORDS**

### **Total Paid Attendance: 1st Round thru Finals**

206,928 (2005)

### **Championship Round - All Title Games**

33,479 - UNI-Dome, Cedar Falls, 1999 (5 games)

31,678 - UNI-Dome, Cedar Falls, 2006 (6 games)

### **Single Game - not a championship contest**

10,576, Iowa City, City vs Bettendorf at Bettendorf, 1993

### **Single game (championship round)**

13,375 Iowa City, West vs Cedar Falls, 1999

### **8-Player Attendance - Total Paid Attendance\***

3,618 (2000)

### **8-Player Single Game - Championship\***

1,988 @ Adair-Casey vs. Elk Horn-Kimballton, 2000

*\*Starting in 2002 8-Player Championships were included with the 11-player title game sessions in the UNI-Dome*

## YEARS & W-L OF THE 391 TEAMS THAT QUALIFIED FOR THE PLAY-OFF THRU 2008

<u>Schools - Years Qualified - (Total)</u>	<u>Won</u>	<u>Lost</u>	<u>Pct</u>
Ackley-Geneva 1984, 85, 87, 89, 93; AGWSR, Ackley 2004, 05 (7) <i>{also see Wellsburg-St'boat Rock}</i> ..	6	6	.500
Adair-Casey 1995, 96, 97, <b>2000-1st (8-P)</b> , <b>2001-1st (8-P)</b> , 02, 03-2nd; 04-2nd, 06, 08 (10) ...	12	8	.600
Adel-DeSoto 1975, 77, 79; ADM, Adel 1993, 97, 99, 2006 (7) .....	1	7	.125
Akron-Westfield 1988, 90, 94, <b>2002-1st (1-A)</b> ; 04, 08 (6) .....	7	5	.583
Albert City-Truesdale 1981 <i>{also see Laurens-Marathon-ACT}</i> .....	0	1	.000
Albia 1994, 2005 (2) .....	0	2	.000
Alburnett 1992 .....	0	1	.000
Alden 1978, 84, 85, 2000 (4) .....	4	4	.500
Algona 1984, 87, 95, 2004 (4) .....	3	4	.429
Allison-Bristow 1973, 76, 83, 92, 93, 94, 95 (7) .....	3	7	.300
Alta 2006, 07, 08 (3) .....	0	3	.000
Ames 1986, 87, 88, 92, 93, 95, 96-2nd, 98, 99, 2000, 03, 05, 08 (13) .....	12	13	.480
Anamosa 1987, 2004 (2) .....	0	2	.000
Anita 1985 <i>{also see CAM, Anita}</i> .....	1	1	.500
Ankeny 1981, 82, 84, 85, 88, 89, 90, 91, 95, <b>97-1st (4-A)</b> , 2000, 01, 02, 03, 04, 05, 06, 07-2nd, 08 (18) .....	21	18	.538
Aplington-Parkersburg 92, <b>93-1st (1-A)</b> , 95, 96-2nd, 97, 98, 99, 2000-2nd, <b>01-1st (1-A)</b> , 02, 03, 05, 06, 07, 08 (15) <i>{also see Aplington and Parkersburg}</i> .....	20	13	.606
Parkersburg 1980-2nd, 84, 89, 90-2nd (4) <i>{also see Aplington-Parkersburg}</i> .....	6	4	.600
Aplington 1986, 91 (2) <i>{also see Aplington-Parkersburg}</i> .....	4	2	.666
Armstrong-Ringsted 2006, 07-2nd, 08-2nd (3) .....	6	3	.667
Ar-We-Va, Westside 1991, 92, 96, 2006, 07, 08 (6) .....	3	6	.333
Assumption, Davenport 1976, 77, 86, 89, 90, 91, 92, 93, 94, 95, 96, 97, 98, 2000, 01, 02 04, 05, 07 (19) .....	13	19	.406
Atlantic 1973, 74-2nd, 76, 80-2nd, 81, 84, 85, <b>2002-1st (3-A)</b> (8) .....	8	7	.533
Audubon 1977-2nd, 89, 98, 99 (4) .....	5	4	.556
Aurelia 1986-2nd, 2001-2nd, 02, 03, 06, 07 (6) .....	5	6	.455
AvoHa, Avoca <b>1974-1st (1-A)</b> , 76, 85, 87; A-H-S-T, Avoca 1991-2nd, 92, 2005, 07, 08 (9) ....	12	8	.600
Ballard 1980, 88, 89, 2000, 06 (5) .....	0	5	.000
Baxter 1984, 85 (2) .....	0	2	.000
BCL, Conrad <b>1976-1st (1-A)</b> , 85, 89; BCLUW 1996, 2003 (5) .....	5	4	.556
Beckman, Dyersville 1996, 97, 98, 99, 2001, 06 (6) .....	1	6	.143
Bedford 1983, 86, <b>92-1st (A)</b> , 93, 94, 95, 96, 97, 98-2nd, 99, 2000, 2003 (12) .....	14	11	.560
Belle Plaine 1995, 97, 2008 (3) .....	0	3	.000
Bellevue 1988, 2000, 07 (3) .....	0	3	.000
Belmond 1978, 87; Belmond-Klemme 2002 (3) .....	0	3	.000
Benton Community, Van Horne 1980, 86, 87, 93, 2004, 07 (6) .....	1	6	.143
Bettendorf 1980-2nd, <b>81-1st (4-A)</b> , 83, 86, <b>87-1st (4-A)</b> , <b>88-1st (4-A)</b> , 89, <b>91-1st (4-A)</b> , <b>92-1st (4-A)</b> , 93, 94, 95, 96, 98, 99, 2000-2nd, 01, 02-2nd, 03, <b>04-1st (4-A)</b> , 05, 06, <b>07-1st (4-A)</b> , 08 (24) .....	50	17	.746
B-G-M, Brooklyn 2008 .....	0	1	.000
Bishop Garrigan, Algona 1976, 79, 80, <b>85-1st (2-A)</b> , 86, 87, 91; 98, 99-2nd, 2000, 01, 04, 05-2nd, 06, 07 (15) .....	14	14	.500
Bishop Heelan Catholic, Sioux City <b>1975-1st (4-A)</b> , 76, 77, 78, 80, <b>82-1st (4-A)</b> , 83-2nd, 84, 85-2nd, 87, 88, 89-2nd, 90, 91-2nd, 92, 93-2nd, 95, 96, 97, 98, 2000, 01, 02, 03, 04, 05, 07-2nd, <b>08-1st (3-A)</b> (28) .....	37	25	.597
Boone 1992, 93, 95, 98, 2000, 01, 04, 05, 07 (9) .....	5	9	.357
Boyden-Hull/Rock Valley 2000, 02, 03, 07, 08 (5) <i>{also see Rock Valley}</i> .....	0	5	.000
Boyer Valley, Dunlap 2008 .....	0	1	.000
Britt <b>1973-1st (2-A)</b> , 84, 85, 86-2nd, 87-2nd, 88; West Hancock, Britt 90, 91, 92, 93-2nd, 94, 95, <b>96-1st (1-A)</b> , 97, 99, 2000, 02, 03, 05, 06, 07 (21) .....	32	19	.627
Burlington 1975, 84, 88, 89, 91, 98, 2001 (7) .....	1	7	.125
CAL, Latimer 1992 .....	0	1	.000
CAM (Anita, Massena, Cumberland) 1995, 2008 (2) <i>{also see Cumberland-Massena; Anita}</i> ...	1	2	.333
Camanche 1985, 95 (2) .....	0	2	.000
Carlisle 1987, 90, 92, 98, 2002, 03, 07 (7) .....	5	7	.417
Carroll 1993, 96, 98, 2002, 03, 06, 07, 08 (7) .....	1	8	.111
Cascade 1986, 87; Cascade, Western Dubuque 90 (3) .....	0	3	.000



Play-off Teams and Play-off W-L cont'd

Cedar Falls 1972, 75, 82-2nd, <b>86-1st (4-A)</b> , 87, 89, 90, 92, 94, 95, 97, 98, 99-2nd, 2000, 01, 04 05-2nd, 06, 07, 08-2nd (20) .....	28	19	596
Cedar Rapids, Jefferson <b>1972-1st (4-A)</b> , 76, 79, 92, 2000 (5) .....	5	4	556
Cedar Rapids, Kennedy 1990, 91, 92, 93, 98, 99, 2005, 06, 07 (9) .....	5	9	357
Cedar Rapids, LaSalle <b>1982-1st (2-A)</b> , <b>83-1st (2-A)</b> , 85-2nd, 86, 87, 90, 96, 97 (8) .....	11	6	647
Cedar Rapids, Regis 1972-2nd, 75, 76, <b>78-1st (3-A)</b> , 82-2nd, 88, 89, 91 (8) .....	11	7	611
Cedar Rapids, Washington 1976, 78, 79, 80, 81, 82, 84, 85, 87, 93, 94, 99, 2002, 03-2nd, 05, 07, 08 (17) .....	13	17	433
Center Point 1976, 77, 78, 80, 84-2nd, <b>85-1st (1-A)</b> , 86, 87, 88, 89, 93, Center Point-Urbana 98, 99, 2003, 04, 05 (16) .....	13	15	464
Centerville 1984, 2008 (2) .....	0	2	000
Central City 2008 .....	0	1	000
Central Decatur, Leon 1987, 2004 (2) .....	1	2	333
Central, DeWitt 1973-2nd, 87; Central Clinton, DeWitt 99, 2003, 07 (5) .....	4	5	444
Central Elkader 2008 .....	0	1	000
Central Lyon, Rock Rapids <b>1976-1st (2-A)</b> , <b>77-1st (2-A)</b> , 88, 89 (4) {also see Central Lyon/G-LR} 7 .....	7	2	778
Central Lyon/George-Little Rock 91-2nd, 96-2nd, 97, 98, 99-2nd, 2000, 01, 02, 04, <b>06-1st (2-A)</b> , 07-2nd, 08-2nd (12) .....	23	11	676
Chariton 1989, 98, 2001, 02, 03, 04, 06 (7) .....	5	7	417
Charles City 1986, 96, 97, 2003, 08 (5) .....	2	5	286
Cherokee, Washington 1972, 89, 93, 94, 2000, 06 (6) .....	3	6	333
Clarence-Lowden 1984 .....	2	1	667
Clarinda 1981, 85, 90, 2000, 02, 03, 04, 05 (8) .....	12	8	600
Clarion-Goldfield 2005 .....	0	1	000
Clarke, Osceola 1987, 90 (2) .....	0	2	000
Clarksville 1982, 98, 2000 (3) .....	0	3	000
Clay Central-Everly 1990, 98, 2001-2nd (3) .....	4	3	571
Clayton Ridge, Guttenberg 2004, 06 (2) ..... {also see Guttenberg} .....	0	2	000
Clear Lake 1981, 91, 92, 98, 99, <b>2000-1st (3-A)</b> , 01, 02, 03, 04, 05, 06-2nd, 07, 08 (14) .....	18	13	581
Clinton 1975, 78, 85, 86, 91, 96 (6) .....	1	6	143
Clinton, Saint Mary's 1979; Mater Dei 1987 (2) .....	2	2	500
Colo-NESCO 1989, 97, 2008 (3) .....	0	3	000
Colfax-Mingo 2003 .....	0	1	000
Collins-Maxwell-Baxter 2007 .....	0	1	000
Columbus, Columbus Jct. 1980, 81-2nd, 88, 91, 93, 94, 95, 96, 97 (9) .....	8	9	471
Columbus Catholic, Waterloo <b>1976-1st (3-A)</b> , 81, 84-2nd, 85, <b>86-1st (3-A)</b> , 87, 88, 96, <b>2004-1st (2-A)</b> , 07 (10) .....	18	7	720
Coon Rapids-Bayard 1984, 2008 .....	1	2	333
Council Bluffs, Abraham Lincoln 1998, 2004 (2) .....	0	2	000
Crestwood, Cresco 1995, 97, 98, 99, 2002, 08 (6) .....	2	6	25-
Creston 1985, Creston/Orient-Macksburg 88, 91, 92, 95, 2000, 01, 03, 05 (9) .....	5	9	357
Cumberland-Massena 1984, 85, 87, 88, 91, (5) {also see CAM, Anita} .....	0	5	167
C-W-L, Corwith 2008 .....	2	1	667
Dallas Center-Grimes 1990, 91, 93, 94, 96, 97, 99, 2003, 97 (9) .....	5	9	357
Danville 1975 .....	0	1	000
Davenport, Central <b>1973-1st (4-A)</b> , <b>76-1st (4-A)</b> , 77, 78, 79, 82, <b>83-1st (4-A)</b> , 86, 90, 92 (10) 11 .....	11	7	611
Davenport, West <b>1974-1st (4-A)</b> , <b>77-1st (4-A)</b> , 81, 82, 86, 87, 94, 96, 99 (9) .....	6	7	462
Davis County, Bloomfield 1997, 2000 (2) .....	0	2	000
Decorah 1973, <b>74-1st (3-A)</b> , 78, 84, 86, <b>87-1st (3-A)</b> , <b>88-1st (3-A)</b> , <b>89-1st (3-A)</b> , 90, 91, 94, 97-2nd, 98; Decorah-North Winneshiek 2003, 04-2nd; Decorah - 2005, 08-2nd (17) ....	26	13	667
Denison 1975, 89, 90, 93; Denison-Schleswig 94, 95, 99, 2000, 01, 04 (10) .....	5	10	333
Denver 1976, 84, 87, 91, 93, <b>95-1st (1-A)</b> , 97, 2000 (8) .....	7	7	500
Des Moines, East 1989, 2002, 03, 04, 07 (5) .....	1	5	167
Des Moines, Hoover 1986, 94 (2) .....	0	2	000
Des Moines, Lincoln 1976, 2005, 06 (3) .....	0	3	000
Des Moines, North 1974 .....	0	1	000
Des Moines, Roosevelt 1984, 96 (2) .....	1	2	333
Dexfield, Redfield <b>1973-1st (1-A)</b> .....	2	0	1.000
Dike <b>1981-1st (1-A)</b> , 85 {also see Dike-New Hartford} .....	3	1	750
Dike-New Hartford 98 - 2nd, 99, 2000, 01-2nd, 02-2nd, 05, 06 (7) .....	14	7	667
Dowling Catholic, West Des Moines 1972-2nd, 73-2nd, 74-2nd, 75, 76-2nd, 79, 80, 81, 82, 83, 85, 86, 87-2nd, 88, 89, 90, 91, 92, 93, 94, 95-2nd, 96, 97, 98-2nd, 99, <b>2000-1st (4-A)</b> , <b>01-1st (4-A)</b> , 04, 05, 06, 08 (31) .....	38	29	567

Play-off Teams and Play-off W-L cont'd

Dubuque, Hempstead 1977, 78-2nd, <b>79-1st (4-A)</b> , 80, 83, 87, 88, 89, 95, 2002, 03, 08 (12) .....	7	11	389
Dubuque, Senior 1997 .....	1	1	500
Durant 2006 .....	0	1	000
Eagle Grove 2007 .....	0	1	000
Earlham 1986, 87, 92, 2004, 06 (5) .....	0	5	000
East Buchanan, Winthrop 1977, 86, 89, 90, 91, 94, 96, 97, 98, 01, 02, 03, 04, 08 (14) .....	6	14	300
East Greene, Grand Jct. 1987, 88, 89 (3) .....	3	3	500
East Union, Afton 2008 .....	1	1	500
Eastwood, Correctionville 1977, <b>78-1st (1-A)</b> , 83, 86, 87, 88, 91(7) {also River Valley, Correctionville}.	5	6	455
Eddyville-Blakesburg 2002, 03 (2) .....	1	2	333
Edgewood-Colesburg 2001, 05, 06 (3) .....	1	3	250
Eldora-New Providence 1992, 96, 98, 2002, <b>03-1st</b> , 05 (6) .....	6	5	545
Elk Horn-Kimballton 1986, 88, 2000-2nd (3) .....	4	3	571
Emmetsburg 1974, 75-2nd, 76-2nd, <b>77-1st (3-A)</b> , 78-2nd, <b>79-1st (3-A)</b> , 80, 81, 83-2nd, 84-2nd, 85, 86, 87-2nd, 88-2nd, <b>89-1st (2-A)</b> , <b>90-1st (2-A)</b> , 91, 92, 93, 94, 95, 96, <b>97-1st (2-A)</b> , 98, 99, <b>2000-1st (2-A)</b> , 01, <b>02-1st (2-A)</b> , <b>03-1st (2-A)</b> , 04, 05, 06, <b>08-1st (1-A)</b> (33) .....	62	24	721
English Valleys, North English 2000, 01 (2) .....	1	2	333
Epworth, Western Dubuque 1984, 91, 92, 94, 96, 97, 2000, <b>01-1st (3-A)</b> (8) .....	8	7	533
Essex 1995, 2005, 06-2nd, 07 (4) .....	4	4	500
Estherville 1987-2nd; Estherville-Lincoln Central 2003, 06, 07 (4) .....	5	4	556
Exira 1994 .....	0	1	000
Fairfield 1974, 75, 76, 77, 80, 81, 82, 84, 85, 87, 93, 94, 2000, 01, 02, 04, 07 (17) .....	11	17	393
Farragut 2002-2nd, 04 (2) .....	2	2	500
Floyd Valley, Alton 1985 .....	0	1	000
Fort Dodge 1978, 81, 84, 89, 90, 93, 94, 2005 (8) .....	2	8	200
Fort Madison 1988, 89 (2) .....	1	2	333
Fredericksburg 1988, 91, 94, 2000, <b>01-1st (A)</b> , 2002-2nd (6) {See Sumner-Fredericksburg} ...	8	5	615
Fremont-Mills, Tabor 1982 .....	0	1	000
Galva-Holstein 1988, 95, 98, 99, 2000, 01, 02, 03, 04, 05, 06 (11) .....	5	11	313
Garner-Hayfield 1974-2nd, 88, 90, <b>91-1st (2-A)</b> , 2001 (5) .....	6	4	600
Gehlen Catholic, LeMars 1991, 92, 93, 94, <b>95-1st (A)</b> , 96-2nd, 97, 01, 04, 05, 08 (11) .....	12	10	545
Gilbert 1979, 2004-2nd, 06, 08 (4) .....	3	4	500
Gilmore City-Bradgate 1984 {also see Twin River Valley} .....	0	1	000
Gladbrook 1981 {also see Gladbrook-Reinbeck} .....	1	1	500
Gladbrook-Reinbeck 2001, 04-2nd, 05, 08 (5) .....	3	5	375
Glenwood 1988, 94 (2) .....	2	2	500
Glidden-Ralston <b>1975-1st (1-A)</b> , 2004, <b>2005-1st (8-P)</b> , 06, 07 (5) .....	8	3	727
G-M-G, Garwin <b>1987-1st (A)</b> , 99 (2) .....	4	1	800
Graettinger 1976-2nd, 83-2nd, 84, 88, 92, 93, 2002 (7) .....	10	7	588
Grandview Park Baptist, Des Moines 2007 .....	0	1	000
Greene 1981, 88, 90, 96, 97, 98, 2002 (7) .....	1	7	125
Greenfield 1977, 78, 81-2nd, Greenfield/Bridgewater-Fontanelle 1992 Nodaway Valley 2002 (5) .....	4	5	444
Grinnell 1987, 90, 91, 96, 97, 98-2nd, 99, 2000, 01, 06 (10) .....	14	10	583
Griswold 1983, 88, 89 (3) .....	4	3	571
Grundy Center 1983, <b>84-1st (2-A)</b> , <b>87-1st (1-A)</b> , <b>88-1st (1-A)</b> , 91, 92, 93, 94 (8) .....	13	5	722
Guthrie Center 1972, 76, 86, 88, <b>96-1st (A)</b> , 97, 2000, 04, 05 (9) .....	7	8	467
Guttenberg 1975, 96 (2) .....{also see Clayton Ridge} .....	0	2	000
Hamburg 1972-2nd, 75, 81, 85, 89, 93 (6) .....	1	6	143
Hampton 1990; Hampton-Dumont 1997, 2006, 07 (4) .....	2	4	333
Harlan Community <b>1972-1st (3-A)</b> , 78, 81-2nd, <b>82-1st (3-A)</b> , <b>83-1st (3-A)</b> , <b>84-1st (3-A)</b> , 85-2nd, 86-2nd, 87, 88-2nd, 89-2nd, 90, 91, 92-2nd, <b>93-1st (3-A)</b> , <b>95-1st (3-A)</b> , 96, <b>97-1st (3-A)</b> , <b>98-1st (3-A)</b> , 99, 2000-2nd, 01-2nd, 02, <b>03-1st (3-A)</b> , <b>04-1st (3-A)</b> , <b>05-1st (3-A)</b> , 06, 07, 08 (29) .....	77	18	811
Harris-Lake Park 2007 .....	0	1	000
Hartley-Melvin-Sanborn 1995, 96, 97, 08 (4) .....	2	4	333
Highland, Ainsworth-Riverside, 1987 .....	0	1	000
Highland-Lone Tree 1997-2nd, 2001 (2) .....	4	2	667

Play-off Teams and Play-off W-L cont'd

Hinton 1989, 91, 92, 98, 2002, 07, 08 (7)	0	7	000
H-L-V, Victor 1979, 97, 99, 2001, 02, 06, 07, 08 (8)	9	8	529
Hubbard-Radcliffe 1999, <b>2000-1st (A)</b> , 01, 03 (4) {also see Radcliffe}	6	3	666
Hudson 1974, <b>75-1st (2-A)</b> , 78, 79-2nd, 80-2nd, 81, 93, <b>94-1st (1-A)</b> (8)	13	6	684
Humboldt 1977, 85, 86, 89, 90, 93, 98, 99, 2005, <b>06-1st (3-A)</b> (10)	5	9	357
Ida Grove 1987, 88 (2)	0	2	000
Independence 1985	0	1	000
Indianola 1975, 86, 89, 91, 95, 98, 99, 2002 (8)	1	8	111
Interstate 35, Truro 1974, 2001, 02, 03, 04 (5)	1	5	167
Iowa City, City High 1986, 88, 89, 90, 92, <b>93-1st (4-A)</b> , <b>94-1st (4-A)</b> , 95, <b>96-1st (4-A)</b> , 97-2nd, 98, 99, 2000, 01-2nd, 03, 04, 05, 06, 07, 08 (20)	32	17	653
Iowa City, West 1994, <b>95-1st (4-A)</b> , 96, 97, <b>98-1st (4-A)</b> , <b>99-1st (4-A)</b> , 2002, 03 (8)	15	5	750
Iowa Falls 1988, 92, 93, 94-2nd, 95, <b>96-1st (2-A)</b> , 97, 98, 99, 2001 (10)	14	9	609
Iowa Valley, Marengo 1981, 86, 89, 2000, 02, 08 (6)	5	6	455
Irwin 1976, 77 (2) {see I-K-M, Manilla also}	0	2	000
I-K-M, Manilla 87, 93, 95, 2000, <b>06-1st (A)</b> (5) {also see Manilla; IKM-Manning}	8	4	667
IKM-Manning 2008 {also see IKM and Manning}	2	1	667
Janesville 2006, 08 (2)	2	2	500
Jefferson 1985; JSPC, Jefferson 90, 91, 94, 99, 2000, 01, 06, 07 (9)	5	9	357
Jesup 2003	0	1	000
Johnston 1992, 95, 96, 97, 2003, 08 (6)	1	6	143
Kee, Lansing 1990, 91, 96, 2007 (4)	2	4	333
Keokuk 1992, 98, 2003, 06, <b>07-1st (3-A)</b> (5)	5	4	556
Kingsley-Pierson 1981, 85, 91 (3)	1	3	250
Knoxville 1990	1	1	500
Kuemper, Carroll 1984, 98, 2004, 05, 06, 07 (6)	3	6	333
Lake City 1987 {also see Southern Cal}	0	1	000
Lake Mills 1990, 95, 96, 99, 2006 (5)	0	5	000
Lakeland, Ruthven-Ayrshire-Terril 1997, 98, 2002 (3) {also see Terril}	2	3	400
Lake View-Auburn 1987 {also see WLVA}	0	1	000
Lamoni 1988, 93, 94, 2001, 08 (5)	0	5	000
Laurens-Marathon <b>1989-1st (A)</b> , 92, 93, Northeast, L-M 95; Laurens-Marathon-ACT 2002 (5)	7	4	636
Lawton-Bronson 1975, 86, 2007-2nd (3)	4	3	571
L-D-F, LeGrand 1974-2nd, 77, 80, 84, 86, 90; L-D-F/SEMCO 91, 92 (8)	4	8	333
LeMars <b>1973-1st (3-A)</b> , 85, 86, 89, 92, 97, 98, 99, 2001, 02, 03, 05, 06, 07 (14)	12	13	480
Lenox 1998, 99, 2000, 05-2nd, 06, 07, <b>08-1st (8-P)</b> (7)	12	6	667
Lewis Central 1986, 91, 96, 97 (4)	0	4	000
Lincoln, Stanwood 1987, 93 (2)	0	2	000
Lincoln Central, Gruver 1985	0	1	000
Linn-Mar, Marion 1975, 82, <b>85-1st (4-A)</b> , 86-2nd, 87, 88, <b>89-1st (4-A)</b> , <b>90-1st (4-A)</b> , 91, 92, 93, 94-2nd, 96 (13)	22	10	688
Lisbon 1987, 95, 99, 2002, 04, 05, 06, 07 (8)	5	8	385
Logan-Magnolia 1989-2nd, <b>90-1st (A)</b> , 91, 95, 2002, 05, 06, 07 (8)	7	7	500
Lohrville 1982, 84 (2)	1	2	333
Lone Tree <b>1982-1st (A)</b> , 84-2nd, 85, 86 (4) {also see Highland-Lone Tree}	7	3	700
Louisa-Muscatine, Letts 1984	0	1	000
Lynnville-Sully 1985, <b>86-1st (1A)</b> , 93, 98, 99, 01, 03 (7)	6	6	500
Madrid 1990-2nd, <b>91-1st (A)</b> , 92, 93-2nd, 94, 95-2nd, 96, 97, 98-2nd, 99-2nd, 2000, 01, 02, 03-2nd, 04, 05, 07, 08 (18)	34	17	667
Mallard 1975, 84, 86, 87, 89, 90 (6) {also see West Bend-Mallard}	1	5	167
Malvern 1986, 87, 90, 2003 (4)	2	4	333
Manilla <b>1977-1st (1-A)</b> , 78, 79, 80 (4) {also see I-K-M}	4	3	571
Manning 1973, 84, 85, 88, 93, 98, 99, 2000-2nd, 01, <b>02-1st (A)</b> , 03, 06, 07 (13)	13	12	520
Manson 1976, 80, 85, 86, 88 (5) {also see Manson-Northwest Webster}	0	5	000
Manson-Northwest Webster 1994, 2002 (2)	0	2	000
Maple Valley, Mapleton 1982, 84, 85, 86, 89, 91, 94, 95 (8)	1	8	111
Maquoketa 1993, 98 (2)	1	2	333
Maquoketa Valley, Delhi 1988, 89, 94, 2001, 02, 04, 08 (7)	3	7	300

Play-off Teams and Play-off W-L cont'd

Marcus-Meriden-Cleghorn 2000, 03, 04 (3) .....	0	3	000
Marion 1978, 79, <b>80-1st (3-A)</b> , 81, 82, 83, 84, 92, 99, 2004, 06, 07 (12) .....	8	11	421
Marshalltown 1977, 80, 92, 2007 (4) .....	0	4	000
Martensdale-St. Marys 1993, 96, 97, 2003, 05, 06 (6) .....	3	6	333
Mason City <b>1978-1st (4-A)</b> , 81-2nd, 83, 85, 2001, 02 (6) .....	6	5	545
Maxwell 1976 .....	1	1	500
Mediapolis 1985, 86, 90, 91, 92, 97, 98, 2007 (8) .....	3	8	273
Melcher-Dallas 1975, 2002, 05, 06, 07 (5) .....	1	5	167
Midland, Wyoming 1983, 85, 94 (3) .....	0	3	000
Mid-Prairie, Wellman 1976, 2001, 04, 05, 06, 08 (6) .....	4	6	400
Milford 1980 {also see Okoboji, Milford} .....	0	1	000
Missouri Valley 1986, 93, 94, 95, 96, 97, 98, 2003, 08 (9) .....	5	9	357
MOC 1985-2nd; MOC-Floyd Valley 93, 96, 2001, 02, 04 (6) .....	3	6	333
Montezuma 1984, 88, 89, 92, 94, 98, 2002, 06-2nd (8) .....	5	8	385
Monticello 1972, 76, 77, 91 (4) .....	1	4	200
Moravia 1989, 90 (2) .....	0	2	000
Mount Ayr 1984, 90, 91, 92, 96, 2005, 06, 08 (8) .....	1	8	111
Mount Pleasant 1983, 84, 85, 86, 89, 90, 91, 92, 93, 94, 96, 98, 99, 2000, 01, 08 (16) .....	9	16	360
Mount Vernon 1973-2nd, <b>74-1st</b> , 78-2nd, 81, 83, 84, 88, 89-2nd; <b>93-1st (2-A)</b> , <b>94-1st (2-A)</b> , 95, 96, 97, 98, 2000, 01, 02-2nd, 03-2nd, 05, 06 (20) .....	31	17	649
Murray 1986, 2000 (2) .....	0	2	000
Muscatine 1997, 2001, 02, 03, 04, 06, 07 (7) .....	3	7	300
Nevada 1976, 86 (2) .....	0	2	000
Newell-Fonda 1997, 99, 2003, 05, 06, 07 (6) .....	3	6	333
New Hampton 1989, 90, 92, 93, 94, 95, 96, <b>99-1st (3-A)</b> , 2000, 02, 04, 05, 08 (13) .....	8	12	400
New Hartford 1986 .....	0	1	000
New London 1985, 89, 90 (3) .....	1	3	250
Newman Catholic, Mason City 1989, 90, 93, 94, 97, 2000, 03, 07 (8) .....	6	8	429
Newton 1977, <b>80-1st (4-A)</b> , 81, 82, 87, 88-2nd, 89, 90-2nd, 91, 92, 93, 94, 95, 96, 97, 98, 99, 2000, 01, 02, 03, 06, 07 (23) .....	23	22	511
Nishna Valley, Hastings 1985, 86, 87, 89, 91, 92, 94, 98 (8) .....	6	8	429
Northeast, Goose Lake 1997, 2003, 07 (3) .....	1	3	250
Northeast Hamilton, Blairsburg 1982, 85, 86, 90, 2004, 05, <b>06-1st (8-P)</b> , 07 (8) .....	6	7	462
North Central, Manly 1995 .....	0	1	000
North Fayette, West Union 1975, <b>92-1st (2-A)</b> , 94, 95, 96, 2000, 02, 04, 05, 06, 07, 08 (12) .....	16	11	593
North Iowa, Buffalo Center 1990, 94, 95 (3) .....	1	3	250
North Kossuth, Swea City 79-2nd, 2005, 06, 07 (4) {also see Swea City} .....	2	4	333
North Linn, Coggon 1976, 92, 93, 96; North Linn, Troy Mills 99 (5) .....	1	5	167
North Mahaska, New Sharon 1988, 89-2nd, 90, 91, 92, 95-2nd, 96, 2003, 04-2nd, <b>05-1st (A)</b> , 07, 08 (12) .....	18	11	621
North Polk, Alleman 1986, 87, 88, 95, 2005, 06, 07 (7) .....	3	7	300
North Scott, Eldridge 1999, 2000, 05, 06 (4) .....	0	4	000
North Sentral Kossuth 2008 {also see North Kossuth and Sentral, Fenton} .....	1	1	500
North Tama, Traer 1988, 95, 99, 2000, 01, 02, 03, 06, 07, 08-2nd (10) .....	7	10	412
Northern University High, Cedar Falls 1988 .....	0	1	000
Northwood-Kensett 1984, 88, 96, 97, 98, 99, 2000, 01, 03, 04, 08 (11) .....	12	11	522
Norwalk, 1983, 89, 90, 92 (4) .....	1	4	200
Notre Dame, Burlington 1975 {also see West Burlington/Notre Dame} .....	0	1	000
OA-BCIG 2008 {also see Odebolt-Arthur and Ida Grove} .....	0	1	000
Oakland 1992 {also see Riverside, Oakland} .....	0	1	000
Odebolt-Arthur 1976, 77, 2001 (3) .....	1	3	250
Oelwein 1980, 84, 2001, 02 (4) .....	2	4	333
Ogden 1981, 82, 83, 84, 86, 92-2nd, 93, 94, 95, 97, 2001-2nd (11) .....	14	11	560
Okoboji, Milford 2008 .....	1	1	500
Olin 1978; Olin-Oxford Junction 1991 (2) .....	2	2	500
Osage 1979, 85, 89, 96, 97 (5) .....	1	5	167
Oskaloosa 1979, 82, 83-2nd, 88, 89, 94, <b>96-1st (3-A)</b> , 2002, 03, 05 (10) .....	9	9	500
Ottumwa 1992, 93, 94, 95, 2000, 01, 02, 03, 04, 06, 08 (11) .....	3	11	214
Panorama, Panora 1995, 96 (2) .....	0	2	000
Paullina <b>1981-1st (A)</b> , 84; Paullina-Primghar 89 (3) {also see So.O'Brien} .....	4	2	667

Play-off Teams and Play-off W-L cont'd

Paton-Churdan <b>1985-1st (A), 86-1st (A)</b> (2) {also see JSPC, Jefferson} .....	8	0	1.000
PCM, Monroe 1996, 2001, 03, 05, 06 (5) {also see Prairie City} .....	4	5	444
Pekin, Packwood 1975-2nd, 77-2nd, <b>82-1st (1-A), 83-1st (1-A)</b> , 84, 85, 87, 88, 90, 91, 92, 93, 94, 95, 97-2nd, <b>98-1st (1-A)</b> , 99, 2001, 02, 03, 07 (21) .....	27	18	600
Pella 1978, 79, 85, 86, 87, 88, 90, 91, 92, 93, 94, 95, 97, 99, 2000, 02, 03, 04, 07, 08 (20) ....	12	20	345
Pella Christian 2008 .....	1	1	500
Perry 1980, 2002 (2) .....	0	2	000
Pleasant Valley 1982, 84, <b>85-1st (3-A)</b> , 86, 87, 88, 90, 94, 96, 99, 2000, 02, 03, 04 (14) .....	12	13	480
Pleasantville 1973, 80, 82, 88, 90, 91, 93, 94, 95, 96, 97, 99, 2002, 05, 07 (15) .....	14	15	482
Pocahontas 1975, 81, <b>84-1st (1-A)</b> , 86-2nd; Pocahontas Area 92, 93-2nd, 94-2nd, 95, 98, 2005 (10) .....	20	9	690
Pomeroy-Palmer 2001 .....	0	1	000
Postville 1973, 86, 92, 99, 2001, 04, 05, 06 (8) .....	5	8	385
Prairie, Cedar Rapids <b>1981-1st (3-A)</b> , 86, 87, 88, 93, 97, 2000, 01, 02, 04, 05, 06, 08 (13) ....	3	12	214
Prairie City 1977, 81, 84 (3) .....{also see PCM, Monroe} .....	1	3	250
Prairie Valley, Gowrie 2008 .....	2	1	667
Preston 1978, 85, 86, 87, 88-2nd, 89, 90, 92, 2003 (9) .....	7	9	438
Primghar 1982 {also see Paullina, Paullina-Primghar, South O'Brien} .....	0	1	000
Radcliffe <b>1972-1st (1-A)</b> , 75-2nd, 81, 83, 84 (5) {also see Hubbard-Radcliffe} .....	5	4	555
Regina, Iowa City 1972-2nd, 2004, <b>05-1st</b> , 06, 07-2nd, 08 (6) .....	10	5	667
Reinbeck 1977 {also see Gladbrook-Reinbeck} .....	0	1	000
Remsen-Union 1984, 2008 (2) .....	0	2	000
Riceville 1985, 87, <b>93-1st (A)</b> , 94, 95, 98, 99, 2004, 05 (9) .....	8	8	500
Riverside, Oakland 1994, 95, 2001 (3) {also see Oakland} .....	2	3	400
River Valley, Correctionville 1999 {also see Eastwood, Correctionville} .....	1	1	500
Rock Valley 1979, 83, 87, 88 (4) .....	2	4	333
Rockwell-Swaledale 1975, 92, 94, 99, 2000, 01 (6) .....	0	6	000
Roland-Story, Story City 1977, 78, <b>80-1st (2-A), 81-1st (2-A)</b> , 82, 83, 91, 96, 97, 98, 99, 2002, 04, 07, 08 (15) .....	14	13	519
Sac City 1994, 95 (2) .....	0	2	000
Saint Ansgar 1986, 87, 89, 92, 03, 04, 06, 07 (8) .....	5	8	385
Sanborn 1985-2nd, 87 (2) {also see Hartley-Melvin-Sanborn} .....	3	2	600
Schaller 1981, 85, 86; and Schaller-Crestland 2003 (4) .....	1	4	200
Schleswig <b>1984-1st (A)</b> , 86, 87-2nd, <b>88-1st (A)</b> (4) .....{also see Denison-Schleswig} .....	12	2	857
Scranton 1978 .....	0	1	000
SEMCO, Gilman 1986 {also see L-D-F-SEMCO} .....	1	1	500
Sentral, Fenton 1981-2nd, 82-2nd, 2001, <b>02-1st (8-P), 03-1st (8-P)</b> (5) .....	10	3	769
Sergeant Bluff-Luton 1987, 99, 2003, 08 (4) .....	2	4	667
Seymour 1995 .....	0	1	000
Sheffield-Chapin, Sheffield 1980, 86 (2) .....	0	2	000
Sheldon 1983, 84, 85, 2005-2nd (4) .....	4	4	500
Shenandoah 1975, 84, 85, 86, 87 (5) .....	7	5	583
Sibley 1977, <b>78-1st (2-A)</b> , 82-2nd (3) .....	5	2	714
Sidney 1981, 83, 06, 07 (4) .....	2	4	333
Sigourney 1976-2nd, <b>79-1st (2-A)</b> , 84, 87; Sigourney-Keota 91, 92, 93, 94, <b>95-1st (2-A)</b> , 98, 99, 2000, <b>01-1st (2-a)</b> , 02, 03, 04, <b>05-1st (2-A)</b> , 07 (18) .....	33	16	673
Sioux Center <b>1972-1st (2-a)</b> , 82, 84, 89, 95, 2001 (6) .....	4	5	444
Sioux Central, Sioux Rapids 2003, 05 (2) .....	0	2	000
Sioux City, East 1972, 75, 79, 80, 83, <b>84-1st (4-A)</b> , 85, 86, 87, 89, 90, 91, 92, 95, 96, 99, 2000, 01, 05, 06 (20) .....	10	19	345
Sioux City, North 1998, 2007 (2) .....	1	2	333
Sioux City, West 1993, 97 (2) .....	2	2	500
Solon 1984, 85, 86, 87, <b>88-1st (2-A)</b> , 90, 91, 92-2nd, 93, 94, 95, 99, 2000-2nd, 02, 03-2nd, 05, 06-2nd, <b>07-1st (2-A), 08-1st (2-A)</b> (19) .....	33	16	673
South O'Brien 1992 {also see Paullina; Paullina-Primghar} .....	0	1	000
Southeast Polk 1973, 93, 97, 2004, 06-2nd, 07, 08 (7) .....	5	7	417
Southeast Warren, Liberty Center 1980, 81, 82, 83, 85, 87, 88, 89, 97, 98, 99, 2006 (12) .....	8	12	400
Southeast Webster, Burnside 2004 .....	0	1	000
Southern Cal, Lake City <b>90-1st (1-A)</b> , 98, 99, <b>2000-1st (1-A)</b> , 07, <b>08-1st (A)</b> (7) {also see Lake City} .....	19	4	826

All Time Play-off Summary by School cont'd

South Hamilton, Jewell 1982, 84, 89, 90, 2003, 07 (6) .....	3	6	333
South Tama County, Tama 1977, 94-2nd, 95, 2001, 02, 07 (6) .....	8	6	571
South Winneshiek, Calmar 1979, 2003 (2) .....	0	2	000
Spencer 1987, 88, 89, 90-2nd, 91-2nd, 92, 93, <b>94-1st (3-A)</b> , 95, 2006, 08 (11) .....	18	10	643
Spirit Lake 1984, 88 (2) .....	0	2	000
St. Albert, Council Bluffs 1976, 79, 84, 85, 87, 88, 89, 91, 97, 98, 99, 2000, 01, 02, 03-2nd, <b>2004-1st (1-A)</b> , 05, <b>06-1st (1-A)</b> , <b>07-1st (1-A)</b> , 08 (20) .....	28	17	622
St. Edmond, Fort Dodge 1978, 83, 87, 2004, 05, 08 (6) .....	1	6	143
St. Mary's, Remsen 2003, <b>04-1st (8-P)</b> , 06 (3) .....	5	2	714
Stanton 1984, 98, 99, 2002, 03, 06, <b>07-1st</b> , 08 (8) .....	8	7	533
Starmont, Strawberry Pt 1982, 83, 85; Starmont, Arlington 93, 98, 99-2nd, 2000, 04, 05, 07 (10) .....	4	10	286
Stuart-Menlo 1979, 83, 89, 90, 91 (5) ..... <i>{also see West Central Valley}</i> .....	1	5	167
Sumner 1979, 80, 99, 2003 (4) .....	1	4	200
Sumner-Fredericksburg 2006, 08 (2) ..... <i>{see Fredericksburg and Sumner}</i> .....	1	2	333
Sutherland 1982, <b>83-1st (A)</b> (2) .....	4	1	800
Swea City 1974 .....	0	1	000
Terril 1978, 79 (2) .....	0	2	000
Thompson 1987 .....	0	1	000
Tipton 1985, 92, 2002, 03, 05, 07 (6) .....	1	6	143
Treynor <b>1979-1st (1-A)</b> , 80, 82, 88, 89, 90, 91, 98, 99, 2000, 01, 02, <b>03-1st (A)</b> (13) .....	16	11	593
Tri-Center, Neola 1985, 90, 96, 97 (4) .....	0	4	000
Tri-County, Thornburg 1994, 96, 97, 2006, 07, 08 (3) .....	5	6	455
Tripoli 1972, 83-2nd, 84 (3) .....	2	3	400
Turkey Valley, Jackson Jct. 1985, 86, 88, 91, 97, 2002, 04 (7) .....	2	7	222
Twin Cedars, Bussey 2002, 03, 04 (3) .....	1	3	250
Twin River Valley, Bode 1989, 90, 91, 93, 2002, 04 (6) <i>{1989-91 with Gilmore City-Bradgate}</i> ...	1	6	143
Underwood 1998, 99, 2000, 01, 02, 04 (6) .....	3	6	333
Union Community, LaPorte City 1992 .....	0	1	000
Unity Christian, Orange City 2008 .....	0	1	000
Urbandale 1974, <b>75-1st (3-A)</b> , 77, 78, 79-2nd, 86, 87, 88, 90, 91, 97, 98, 99 (13) .....	7	12	368
Valley Community, Elgin 2002, 03, 04, 05 (4) .....	6	4	600
Valley, West Des Moines 1977, 78, 79-2nd, 83, 86, 88, 89, 92-2nd, 93, 94, 95, 96, 97, 98, 99, 2000, 01, <b>02-1st (4-A)</b> , <b>03-1st (4-A)</b> , 04-2nd, <b>05-1st</b> , 06, 07, <b>08-1st (4-A)</b> (24) .....	38	20	655
Van Meter 1994, 95, 96, 97, 2001, 02 (6) .....	5	6	455
Ventura 1984, 2007, 08 (3) .....	1	3	250
Villisca 1982, 89 (2) .....	2	2	500
Vinton-Shellsburg 2000 .....	0	1	000
WACO, Wayland (also Olds, WACO) 1972, 79, 86, 87, 88, 90, 91, 96, 97, 98, 2000, 04, 05 06, 07 (15) .....	3	15	167
Wahlert, Dubuque 1987, 88, 90, 91, 94, 95, 96, 97, 2004, 08 (10) .....	10	10	500
Wall Lake 1972, 73-2nd, 75, 84, 85, 89 (6) .....	3	6	333
Wall Lake View-Auburn (WLVA) 91, 92, 93 (3) .....	3	3	500
Walnut 1983, 93, 94, 2004, 05, 07 (6) .....	3	6	333
Wapello 1989, 2001 (2) .....	1	2	333
Wapsie Valley, Fairbank 1974, 81, 82, 84, 85, <b>86-1st (2-A)</b> , <b>87-1st (2-A)</b> , 88, 89, 90, 92, 93, 94, 96, <b>97-1st (1-A)</b> , 98, 2000, 01, 06-2nd, <b>07-1st (A)</b> , 08 (21) .....	35	17	673
Washington 1990, 95, 96, 97, 99, 2005, 06 (7) .....	6	7	462
Waterloo, Central 1975 .....	0	1	000
Waterloo, East 1973, 79, 86, 87, 88, 91 (6) .....	1	6	143
Waterloo, West 1975-2nd, 76, 84-2nd, 90, 91 (5) .....	6	5	545
Waukee 2004, 05, 07, 08 (4) .....	3	4	429
Waukon 2003, 06 (2) .....	1	2	333
Waverly-Shell Rock 1977, 83, 85, 88, 89, <b>90-1st (3-A)</b> , 91, <b>92-1st (3-A)</b> , 93, 94, 95, 2000, 01, 07 (14) .....	15	12	556
Wayne Community, Corydon 1978, 84, 86, 88, 89 (5) .....	4	5	444
Webster City 1982, 83, 84, 85, 86, 87, 88, 90, 91, 94, 96, 2008 (12) .....	8	12	400
Wellsburg-Steamboat Rock 1990, 92, 94, 95 (4) .....	5	4	556
West Bend 1982-2nd, 85, 86, 90; West Bend-Mallard 91-2nd, 93, <b>94-1st (A)</b> , 95, 96-2nd, 97, <b>98-1st (A)</b> , <b>99-1st (A)</b> ,			

All Time Play-off Summary by School cont'd

2000, 02, 03, <b>04-1st (A)</b> , 05-2nd (17) .....	34	13	723
West Branch 1988, <b>89-1st (1-A)</b> , 90, <b>91-1st (1-A)</b> , <b>92-1st (1-A)</b> , 93, 94, 95, 96, 98, 2000, 02, 03, 04, 05, 08 (16) .....	23	13	639
West Burlington, Arnold 1981, 82, 83, 88, 91, 99, 2000; West Burlington-Notre Dame 2004 (8) ..	0	8	000
West Central, Maynard 1977-2nd, 78-2nd, 88, 89, 91, 93, 95, 96, <b>97-1st (A)</b> , 98, 2000 (11) .....	13	10	565
West Delaware, Manchester 1986, 87, 90, <b>91-1st (3-A)</b> , 92, 93-2nd, 94, 95-2nd, 96, 97, 98, 2001, 05-2nd, 08 (14) .....	16	13	552
West Central Valley, Stuart 2000 {also see <i>Stuart-Menlo</i> } .....	1	1	500
West Hancock {see <i>Britt</i> }			
West Liberty 1987, 89, 92, 98 (4) .....	2	4	333
West Lyon, Inwood 1988, 89, 90, 91, 92, 93, 94, 95-2nd, 96, <b>98-1st (1-A)</b> , <b>99-1st (1-A)</b> , 2000, 01, 03, 04, 05, 06, 07, 08-2nd (19) .....	26	17	605
West Marshall, State Center 1984, 85, 86, 87, 89, 90, 91, 97, 98, <b>99-1st (1-A)</b> , 2000, 01, 04, 08 (14) .....	11	13	458
West Monona, Onawa 1990, 93 (2) .....	1	2	333
West Sioux, Hawarden 1994, 96, 2006 (3) .....	0	3	000
Whiting 2000, 05 (2) .....	0	2	000
Williamsburg 1996, 97, 2000, 01, 02-2nd, 03, 05, 06, 08 (9) .....	6	9	400
Wilton 2004, 05, 06, 07, 08 (5) .....	0	5	000
Winfield-Mount Union 1989, 92, 93, 94-2nd, 95, 99 (6) .....	8	6	571
Winterset 1984, 88, 91, 93, 2004, 05 (6) .....	1	6	143
Woodbury Central, Moville 1979, <b>80-1st (1-A)</b> , 06, 07 (4) .....	4	3	571
Woodbine 1996, 97-2nd, 2004 (3) .....	4	3	571
Woodward-Granger 1984, 85, 2008 (3) .....	0	3	000
Xavier, Cedar Rapids 2001, 03, <b>06-1st (4-A)</b> , 07, 08 (5) {also see <i>Cedar Rapids, Regis, LaSalle</i> } ..	5	4	556

**PLAY-OFF GAME RESULTS - Year by Year - Plus Substate Round Started in 2008**

<b>1972</b>	<b>4-A</b>	First Round:	Dowling Catholic, West Des Moines 27 .....	Sioux City East 7
			Cedar Rapids, Jefferson 27 .....	Cedar Falls 0
		<b>Championship:</b>	<b>Cedar Rapids, Jefferson 6</b> .(@ Kinnick Stadium) <b>Dowling Catholic, WDM 0</b>	
	<b>3-A</b>	First Round:	Cedar Rapids, Regis 22 .....	Monticello 8
			Harlan Community 22 .....	Cherokee, Washington 14
		<b>Championship:</b>	<b>Harlan Community 14</b> .....	(@ Kinnick Stadium) <b>Cedar Rapids, Regis 12</b>
	<b>2-A</b>	First Round:	Regina, Iowa City 23 .....	(3 OTs) Tripoli 16
			Sioux Center 26 .....	Guthrie Center 8
		<b>Championship:</b>	<b>Sioux Center 21</b> .....	(@ Hampton) <b>Regina, Iowa City 6</b>
	<b>1-A</b>	First Round:	Hamburg 18 .....	Wall Lake 8
			Radcliffe 34 .....	Olds, WACO 33
		<b>Championship:</b>	<b>Radcliffe 35</b> .....	(@ Albert City) <b>Hamburg 0</b>
<b>1973</b>	<b>4-A</b>	First Round:	Dowling Catholic, WDM 64 .....	Southeast Polk, Runnells 14
			Davenport, Central 48 .....	Waterloo, East 7
		<b>Championship:</b>	<b>Davenport, Central 37</b> ....	(@ Kinnick Stadium) <b>Dowling Catholic, WDM 32</b>
	<b>3-A</b>	First Round:	Central, DeWitt 14 .....	Atlantic 13
			LeMars 29 .....	Decorah 22
		<b>Championship:</b>	<b>LeMars 34</b> .....	(@ Kinnick Stadium) <b>Central, DeWitt 6</b>
	<b>2-A</b>	First Round:	Mount Vernon 20 .....	Manning 10
			Britt 36 .....	Postville 8
		<b>Championship:</b>	<b>Britt 34</b> .....	(@ Kinnick Stadium) <b>Mount Vernon 13</b>
	<b>1-A</b>	First Round:	Dexfield, Redfield 21 .....	Pleasantville 6
			Wall Lake 23 .....	Allison-Bristow 6
		<b>Championship:</b>	<b>Dexfield, Redfield 28</b> .....	(@ Kinnick Stadium) <b>Wall Lake 0</b>

Play-off Results cont'd

1974	4-A	First Round:	Dowling Catholic, WDM 48..... Urbandale 6 Davenport, West 50..... Des Moines, North 14
		<b>Championship:</b>	<b>Davenport, West 14....(@ ISU-C. Wms. Stadium) Dowling Catholic, WDM 10</b>
	3-A	First Round:	Decorah 37..... Fairfield 20 Atlantic 6..... (OT) Emmetsburg 3
		<b>Championship:</b>	<b>Decorah 23..... (@ ISU-C. Wms. Stadium) Atlantic 6</b>
	2-A	First Round:	Mount Vernon 25..... Wapsie Valley, Fairbank 23 Garner-Hayfield 28..... Interstate 35, Truro 0
		<b>Championship:</b>	<b>Mount Vernon 14..... (@ South Tama) Garner-Hayfield 6</b>
	1-A	First Round:	L-D-F, LeGrand 6..... Hudson 3 AvoHa, Avoca 14..... Swea City 6
		<b>Championship:</b>	<b>AvoHa, Avoca 21..... (@ Jefferson) L-D-F, LeGrand 6</b>
1975	4-A	First Round:	Clinton 31..... (3 OTs) Burlington 30 Waterloo, West 14..... Waterloo, Central 7 Dowling Catholic, WDM 43..... Cedar Falls 3 Bishop Heelan, Sioux City 17..... Sioux City, East 6
		Semifinals:	Waterloo, West 54..... Clinton 7 Bishop Heelan, Sioux City 16..... Dowling Catholic, WDM 6
		<b>Championship:</b>	<b>Bishop Heelan, Sioux City 16..... (@ Kinnick Stadium) Waterloo, West 6</b>
	3-A	First Round:	Emmetsburg 28..... Denison 14 Linn-Mar, Marion 37..... North Fayette, West Union 7 Urbandale 15..... Indianola 7 Fairfield 10..... Cedar Rapids, Regis 8
		Semifinals:	Emmetsburg 58..... Linn-Mar, Marion 28 Urbandale 25..... Fairfield 0
		<b>Championship:</b>	<b>Urbandale 38..... (@ ISU - Clyde Wms. Stadium) Emmetsburg 11</b>
	2-A	First Round:	Pocahontas 34..... (OT) Lawton-Bronson 28 Hudson 51..... Guttenberg 6 Shenandoah 10..... Adel 3 Pekin, Packwood 28..... Notre Dame, Burlington 0
		Semifinals:	Hudson 35..... Pocahontas 19 Pekin, Packwood 31..... Shenandoah 14
		<b>Championship:</b>	<b>Hudson 13..... (@ Kinnick Stadium) Pekin, Packwood 7</b>
	1-A	First Round:	Wall Lake 20..... Mallard 7 Radcliffe 21..... Rockwell-Swaledale 8 Glidden-Ralston 20..... Hamburg 14 Melcher-Dallas 27..... Danville 12
		Semifinals:	Radcliffe 38..... Wall Lake 14 Glidden-Ralston 26..... Melcher-Dallas 8
		<b>Championship:</b>	<b>Glidden-Ralston 34..... (@ ISU, Clyde Wms. Stadium) Radcliffe 26</b>
<b>(ALL CHAMPIONSHIP GAMES AT UNI-DOME IN CEDAR FALLS STARTING IN 1976)</b>			
1976	4-A	First Round:	Dowling Catholic, WDM 24..... Waterloo, West 19 Davenport, Central 35..... Assumption, Davenport 21 Bishop Heelan, Sioux City 36..... Des Moines, Lincoln 20 Cedar Rapids, Jefferson 10..... Cedar Rapids, Washington 7
		Semifinals:	Dowling Catholic, WDM 44..... Bishop Heelan, Sioux City 20 Davenport, Central 37..... Cedar Rapids, Jefferson 14
		<b>Championship:</b>	<b>Davenport, Central 15..... Dowling Catholic, WDM 12</b>
	3-A	First Round:	Atlantic 13..... Nevada 2 Emmetsburg 21..... Bishop Garrigan, Algona 0 Columbus Catholic, Waterloo 21..... Monticello 7



Results of Play-off Games Year-to-Year cont'd

	Semifinals:	Cedar Rapids, Regis 28 .....	Fairfield 17
		Emmetsburg 27 .....	Atlantic 21
	<b>Championship:</b>	Columbus Catholic, Waterloo 7 .....	Cedar Rapids, Regis 0
		<b>Columbus Catholic, Waterloo 13 .....</b>	<b>Emmetsburg 7</b>
<b>2-A</b>	First Round:	Central Lyon, Rock Rapids 40 .....	Manson 8
		Saint Albert, Council Bluffs 20 .....	Guthrie Center 18
		Denver 18 .....	North Linn, Coggon 12
		Sigourney 14 .....	Mid-Prairie, Wellman 7
	Semifinals:	Central Lyon, Rock Rapids 40 .....	St. Albert, Council Bluffs 0
		Sigourney 31 .....	Denver 20
	<b>Championship:</b>	<b>Central Lyon, Rock Rapids 14 .....</b>	<b>Sigourney 0</b>
<b>1-A</b>	First Round:	Graettinger 26 .....	Odebolt-Arthur 0
		AvoHa, Avoca 13 .....	(OT) Irwin 7
		BCL, Conrad 26 .....	Allison-Bristow 20
		Maxwell 21 .....	Center Point 20
	Semifinals:	Graettinger 46 .....	AvoHa, Avoca 20
		BCL, Conrad 32 .....	Maxwell 12
	<b>Championship:</b>	<b>BCL, Conrad 14 .....</b>	<b>Graettinger 8</b>
<b>1977 4-A</b>	First Round:	Davenport, West 27 .....	Dubuque, Hempstead 21
		Assumption, Davenport 17 .....	Davenport, Central 0
		Newton 42 .....	Marshalltown 0
		Bishop Heelan, Sioux City 27 .....	Valley, WDM 0
	Semifinals:	Davenport, West 20 .....	Assumption, Davenport 3
		Newton 41 .....	Bishop Heelan, Sioux City 8
	<b>Championship:</b>	<b>Davenport, West 21 .....</b>	<b>Newton 14</b>
<b>3-A</b>	First Round:	Emmetsburg 34 .....	Humboldt 6
		Monticello 20 .....	Waverly-Shell Rock 14
		Audubon 14 .....	Urbandale 0
		Fairfield 9 .....	South Tama County, Tama 0
	Semifinals:	Emmetsburg 28 .....	Monticello 7
		Audubon 14 .....	Fairfield 13
	<b>Championship:</b>	<b>Emmetsburg 40 .....</b>	<b>Audubon 13</b>
<b>2-A</b>	First Round:	Central Lyon, Rock Rapids 28 .....	Sibley 8
		Roland-Story, Story City 28 .....	East Buchanan, Winthrop 14
		Greenfield 16 .....	Adel-DeSoto 13
		Pekin, Packwood 12 .....	Center Point 6
	Semifinals:	Central Lyon, Rock Rapids 55 .....	Roland-Story, Story City 0
		Pekin, Packwood 28 .....	Greenfield 2
	<b>Championship:</b>	<b>Central Lyon, Rock Rapids 34 .....</b>	<b>Pekin, Packwood 8</b>
<b>1-A</b>	First Round:	Eastwood, Correctionville 13 .....	Odebolt-Arthur 0
		Manilla 21 .....	Irwin 0
		West Central, Maynard 12 .....	Reinbeck 7
		Prairie City 13 .....	L-D-F, LeGrand 0
	Semifinals:	Manilla 14 .....	Eastwood, Correctionville 13
		West Central, Maynard 56 .....	Prairie City 0
	<b>Championship:</b>	<b>Manilla 10 .....</b>	<b>West Central, Maynard 0</b>
<b>1978 4-A</b>	First Round:	Cedar Rapids, Washington 29 .....	Davenport, Central 28
		Dubuque, Hempstead 28 .....	Clinton 7
		Fort Dodge 14 .....	Bishop Heelan, Sioux City 13
		Mason City 28 .....	Valley, WDM 7
	Semifinals:	Dubuque, Hempstead 28 .....	Cedar Rapids, Washington 12
		Mason City 33 .....	Fort Dodge 6
	<b>Championship:</b>	<b>Mason City 15 .....</b>	<b>Dubuque, Hempstead 13</b>
<b>3-A</b>	First Round:	Cedar Rapids, Regis 21 .....	Pella 7
		Emmetsburg 14 .....	St. Edmond, Fort Dodge 13

Results of Play-off Games Year-to-Year cont'd

		Harlan Community 23 .....	Urbandale 22
		Marion 20 .....	Decorah 7
	Semifinals:	Cedar Rapids, Regis 20 .....	Marion 16
		Emmetsburg 6 .....	Harlan Community 0
	<b>Championship:</b>	<b>Cedar Rapids, Regis 42 .....</b>	<b>Emmetsburg 7</b>
<b>2-A</b>	First Round:	Greenfield 35 .....	Wayne, Corydon 16
		Mount Vernon 34 .....	Center Point 8
		Roland-Story, Story City 20 .....	Hudson 14
		Sibley 27 .....	Belmond 0
	Semifinals:	Mount Vernon 39 .....	Roland-Story, Story City 0
		Sibley 27 .....	Greenfield 7
	<b>Championship:</b>	<b>Sibley 14 .....</b>	<b>Mount Vernon 0</b>
<b>1-A</b>	First Round:	Eastwood, Correctionville 34 .....	Terril 8
		Manilla 14 .....	Scranton 0
		West Central, Maynard 22 .....	Alden 6
		Olin 24 .....	Preston 6
	Semifinals:	Eastwood, Correctionville 20 .....	Manilla 7
		West Central, Maynard 22 .....	Olin 0
	<b>Championship:</b>	<b>Eastwood, Correctionville 21 .....</b>	<b>West Central, Maynard 20</b>
<b>1979</b>	<b>4-A</b>	First Round:	Waterloo, East 18 .....
			Sioux City, East 0
			Valley, WDM 27 .....
			Dowling, WDM 0
			Cedar Rapids, Washington 14 .....
			Cedar Rapids, Jefferson 6
			Dubuque, Hempstead 24 .....
			Davenport, Central 0
	Semifinals:	Valley, WDM 34 .....	Waterloo, East 13
		Dubuque, Hempstead 22 .....	Cedar Rapids, Washington 21
	<b>Championship:</b>	<b>Dubuque, Hempstead 28 .....</b>	<b>Valley, WDM 9</b>
<b>3-A</b>	First Round:	Emmetsburg 34 .....	Osage 0
		Marion 28 .....	South Winneshiek, Calmar 12
		Urbandale 23 .....	Saint Albert, Council Bluffs 7
		Pella 13 .....	Oskaloosa 7
	Semifinals:	Emmetsburg 27 .....	Marion 0
		Urbandale 20 .....	Pella 7
	<b>Championship:</b>	<b>Emmetsburg 10 .....</b>	<b>Urbandale 9</b>
<b>2-A</b>	First Round:	Rock Valley 19 .....	Bishop Garrigan, Algona 7
		Hudson 27 .....	Sumner 8
		Adel-DeSoto 21 .....	Stuart-Menlo 20
		Sigourney 32 .....	WACO, Olds 7
	Semifinals:	Hudson 7 .....	Rock Valley 6
		Sigourney 42 .....	Adel-DeSoto 16
	<b>Championship:</b>	<b>Sigourney 16 .....</b>	<b>Hudson 0</b>
<b>1-A</b>	First Round:	Woodbury Central, Merville 21 .....	Terril 6
		North Kossuth, Swea City 33 .....	Gilbert 0
		Treynor 28 .....	Manilla 13
		H-L-V, Victor 32 .....	Clinton, St. Mary's 0
	Semifinals:	North Kossuth, Swea City 12 .....	Woodbury Central, Merville 7
		Treynor 38 .....	H-L-V, Victor 14
	<b>Championship:</b>	<b>Treynor 35 .....</b>	<b>North Kossuth, Swea City 13</b>
<b>1980</b>	<b>4-A</b>	First Round:	Bettendorf 20 .....
			Dubuque, Hempstead 14
			Cedar Rapids, Washington 31 .....
			Marshalltown 7
			Sioux City, East 19 .....
			Bishop Heelan, Sioux City 14
			Newton 19 .....
			Dowling Catholic, WDM 14
	Semifinals:	Bettendorf 35 .....	Cedar Rapids, Washington 12
		Newton 28 .....	Sioux City, East 15
	<b>Championship:</b>	<b>Newton 28 .....</b>	<b>Bettendorf 14</b>
<b>3-A</b>	First Round:	Emmetsburg 28 .....	Bishop Garrigan, Algona 6

Result of Play-off Games Year-to-Year cont'd

		Atlantic 35 .....	Perry 6
		Marion 30 .....	Oelwein 6
		Benton Community, VanHorne 21 .....	Fairfield 14
	Semifinals:	Atlantic 7 .....	Emmetsburg 3
		Marion 28 .....	Benton Community, Van Horne 14
	<b>Championship:</b>	<b>Marion 12 .....</b>	<b>Atlantic 6</b>
<b>2-A</b>	First Round:	Roland-Story, Story City 30 .....	Manson 23
		Southeast Warren, Liberty Center 36 .....	Ballard 8
		Hudson 31 .....	Sumner 22
		Columbus, Columbus Junction 31 .....	Center Point 22
	Semifinals:	Roland-Story 42 .....	Southeast Warren, Liberty Center 6
		Hudson 29 .....	Columbus, Columbus Junction 28
	<b>Championship:</b>	<b>Roland-Story 12 .....</b>	<b>Hudson 0</b>
<b>1-A</b>	First Round:	Woodbury Central, Merville 18 .....	Milford 14
		Treynor 21 .....	Manilla 0
		Parkersburg 42 .....	Sheffield-Chapin 14
		L-D-F LeGrand 14 .....	Pleasantville 0
	Semifinals:	Woodbury Central, Merville 19 .....	Treynor 13
		Parkersburg 19 .....	L-D-F, LeGrand 8
	<b>Championship:</b>	<b>Woodbury Central, Merville 42 .....</b>	<b>Parkersburg 8</b>
<b>1981 4-A</b>	First Round:	Bettendorf 21 .....	Davenport, West 7
		Cedar Rapids, Washington 6 .....	Newton 3
		Mason City 10 .....	(OT) Fort Dodge 7
		Dowling, WDM 38 .....	Ankeny 22
	Semifinals:	Bettendorf 27 .....	Cedar Rapids, Washington 19
		Mason City 17 .....	Dowling, WDM 14
	<b>Championship:</b>	<b>Bettendorf 21 .....</b>	<b>Mason City 3</b>
<b>3-A</b>	First Round:	Prairie, Cedar Rapids 7 .....	Fairfield 0
		Marion 8 .....	Columbus, Waterloo 7
		Harlan Community 7 .....	(OT) Atlantic 6
		Emmetsburg 21 .....	Clear Lake 8
	Semifinals:	Prairie, Cedar Rapids 28 .....	(OT) Marion 22
		Harlan Community 10 .....	(OT) Emmetsburg 7
	<b>Championship:</b>	<b>Prairie, Cedar Rapids 13 .....</b>	<b>Harlan Community 7</b>
<b>2-A</b>	First Round:	Roland-Story, Story City 34 .....	Pocahontas 16
		Clarinda 20 .....	Ogden 8
		Columbus, Columbus Junction 13 .....	Mount Vernon 0
		Hudson 20 .....	Wapsie Valley, Fairbank 14
	Semifinals:	Roland-Story, Story City 33 .....	Clarinda 14
		Columbus, Columbus Junction 27 .....	Hudson 21
	<b>Championship:</b>	<b>Roland-Story, Story City 22 .....</b>	<b>Columbus, Columbus Jct. 21</b>
<b>1-A</b>	First Round:	Dike 21 .....	Greene 0
		Iowa Valley, Marengo 27 .....	West Burlington, Arnold 0
		Greenfield 17 .....	Southeast Warren, Liberty Center 8
		Kingsley-Pierson 10 .....	Albert City-Truesdale 6
	Semifinals:	Dike 10 .....	Iowa Valley, Marengo 0
		Greenfield 20 .....	Kingsley-Pierson 18
	<b>Championship:</b>	<b>Dike 7 .....</b>	<b>Greenfield 0</b>
<b>A</b>	First Round:	Paullina 29 .....	Schaller 13
		Sidney 20 .....	Hamburg 14
		Sentral, Fenton 24 .....	Radcliffe 8
		Gladbrook 32 .....	Prairie City 0
	Semifinals:	Paullina 33 .....	Sidney 12
		Sentral, Fenton 20 .....	Gladbrook 6
	<b>Championship:</b>	<b>Paullina 20 .....</b>	<b>(OT) Sentral, Fenton 14</b>
<b>1982 4-A</b>	First Round:	Davenport, Central 21 .....	Davenport, West 14

Result of Play-off Games Year-to-Year con'd

		Cedar Falls 41 .....	Cedar Rapids, Washington 6
		Newton 17 .....	Dowling Catholic, WDM 14
	Semifinals:	Bishop Heelan, Sioux City 22 .....	Ankeny 14
		Cedar Falls 28 .....	Davenport, Central 0
		Bishop Heelan, Sioux City 14 .....	Newton 3
	<b>Championship:</b>	<b>Bishop Heelan, Sioux City 21 .....</b>	<b>Cedar Falls 7</b>
<b>3-A</b>	First Round:	Harlan Community 28 .....	Webster City 6
		Linn-Mar, Marion 27 .....	Marion 0
		Cedar Rapids, Regis 36 .....	Pleasant Valley 24
		Fairfield 15 .....	Oskaloosa 12
	Semifinals:	Harlan Community 41 .....	Fairfield 21
		Cedar Rapids, Regis 22 .....	Linn-Mar, Marion 8
	<b>Championship:</b>	<b>Harlan Community 15 .....</b>	<b>Cedar Rapids, Regis 14</b>
<b>2-A</b>	First Round:	Sibley 24 .....	Sioux Center 7
		Ogden 32 .....	Maple Valley, Mapleton 14
		Roland-Story, Story City 7 .....	Wapsie Valley, Fairbank 0
		Cedar Rapids, LaSalle 27 .....	Starmont, Strawberry Pt 12
	Semifinals:	Cedar Rapids, LaSalle 36 .....	Roland-Story, Story City 15
		Sibley 24 .....	Ogden 8
	<b>Championship:</b>	<b>Cedar Rapids, LaSalle 24 .....</b>	<b>Sibley 0</b>
<b>1-A</b>	First Round	West Bend 20 .....	Treynor 13
		South Hamilton, Jewell 20 .....	Clarksville 0
		Southeast Warren, Liberty Ctr. 26 .....	Pleasantville 12
		Pekin, Packwood 48 .....	West Burlington, Arnold 19
	Semifinals:	Pekin, Packwood 28 .....	Southeast Warren, Liberty Ctr. 0
		West Bend 13 .....	South Hamilton, Jewell 6
	<b>Championship:</b>	<b>Pekin, Packwood 15 .....</b>	<b>West Bend 6</b>
<b>A</b>	First Round:	Sutherland 17 .....	Primghar 14
		Lone Tree 19 .....	Northeast Hamilton, Blairsburg 17
		Villisca 27 .....	Fremont-Mills, Tabor 14
		Sentral, Fenton 41 .....	Lohrville 6
	Semifinals:	Lone Tree 20 .....	Villisca 8
		Sentral, Fenton 20 .....	Sutherland 7
	<b>Championship:</b>	<b>Lone Tree 30 .....</b>	<b>Sentral, Fenton 8</b>
<b>1983</b>	<b>4-A</b>	First Round:	Davenport, Central 21 .....
			Bettendorf 7
			Dubuque, Hempstead 10 .....
			Mason City 0
			Dowling Catholic, WDM 13 .....
			Valley, WDM 9
			Bishop Heelan, Sioux City 14 .....
			Sioux City, East 7
	Semifinals:	Davenport, Central 24 .....	Dubuque, Hempstead 13
		Bishop Heelan, Sioux City 20 .....	Dowling Catholic, WDM 0
	<b>Championship:</b>	<b>Davenport, Central 14 .....</b>	<b>Bishop Heelan, Sioux City 6</b>
<b>3-A</b>	First Round:	Webster City 33 .....	St. Edmond, Fort Dodge 7
		Harlan Community 49 .....	Norwalk 0
		Oskaloosa 30 .....	Mount Pleasant 7
		Waverly-Shell Rock 27 .....	Marion 24
	Semifinals:	Harlan Community 28 .....	Webster City 0
		Oskaloosa 41 .....	Waverly-Shell Rock 21
	<b>Championship:</b>	<b>Harlan Community 26 .....</b>	<b>Oskaloosa 0</b>
<b>2-A</b>	First Round:	Emmetsburg 35 .....	Sheldon 6
		Griswold 25 .....	Roland-Story, Story City 12
		Cedar Rapids, LaSalle 27 .....	Mount Vernon 20
		Grundy Center 29 .....	Starmont, Strawberry Point 12
	Semifinals:	Emmetsburg 21 .....	Griswold 6
		Cedar Rapids, LaSalle 31 .....	Grundy Center 8
	<b>Championship:</b>	<b>Cedar Rapids, LaSalle 26 .....</b>	<b>Emmetsburg 7</b>

Result of Play-off Games Year-to-Year con'd

1-A	First Round:	Tripoli 9 .....	Rock Valley 0
		Ogden 31 .....	Stuart-Menlo 0
		Pekin, Packwood 20 .....	West Burlington, Arnold 7
		Bedford 30 .....	Southeast Warren, Liberty Center 20
	Semifinals:	Tripoli 17 .....	Ogden 14
		Pekin, Packwood 27 .....	Bedford 0
	<b>Championship:</b>	<b>Pekin, Packwood 33 .....</b>	<b>Tripoli 0</b>
A	First Round:	Sidney 28 .....	Walnut 21
		Sutherland 49 .....	Eastwood, Correctionville 14
		Graettinger 12 .....	Allison-Bristow 0
		Radcliffe 22 .....	Midland, Wyoming 8
	Semifinals:	Sutherland 35 .....	Sidney 7
		Graettinger 23 .....	Radcliffe 6
	<b>Championship</b>	<b>Sutherland 13 .....</b>	<b>Graettinger 12</b>
1984 4-A	First Round:	Des Moines, Roosevelt 19 .....	Ankeny 18
		Sioux City, East 17 .....	Bishop Heelan, Sioux City 7
		Waterloo, West 13 .....	(OT) Fort Dodge 7
		Cedar Rapids, Washington 35 .....	Burlington 34
	Semifinals:	Sioux City, East 28 .....	Des Moines, Roosevelt 27
		Waterloo, West 40 .....	Cedar Rapids, Washington 19
	<b>Championship:</b>	<b>Sioux City, East 21 .....</b>	<b>Waterloo, West 20</b>
3-A	First Round:	Algona 21 .....	Spirit Lake 14
		Webster City 14 .....	Kuemper Catholic, Carroll 0
		Harlan Community 35 .....	Atlantic 20
		Winterset 10 .....	Centerville 6
		Oelwein 28 .....	(2 OTs) Decorah 27
		Columbus Catholic, Waterloo 16 .....	Epworth, Western Dubuque 0
		Pleasant Valley 10 .....	Marion 7
		Fairfield 15 .....	Mount Pleasant 0
	Quarterfinals:	Algona 10 .....	Webster City 7
		Harlan Community 28 .....	Winterset 0
	Fairfield 21 .....	Pleasant Valley 6	
	Columbus Catholic, Waterloo 28 .....	Oelwein 0	
Semifinals:	Harlan Community 33 .....	Algona 14	
	Columbus Catholic, Waterloo 28 .....	Fairfield 16	
	<b>Championship:</b>	<b>Harlan Community 14 .....</b>	<b>Columbus Catholic, Waterloo 13</b>
2-A	First Round:	Emmetsburg 7 .....	Sheldon 0
		Maple Valley, Mapleton 14 .....	(OT) West Marshall, State Ctr 7
		Wayne, Corydon 19 .....	Coon Rapids-Bayard 12
		Shenandoah 10 .....	St. Albert, Council Bluffs 0
		Wapsie Valley, Fairbank 26 .....	Denver 0
		Grundy Center 34 .....	Ackley-Geneva 14
		Mount Vernon 28 .....	Solon 6
		Sigourney 22 .....	Louisa-Muscatine, Letts 15
	Quarterfinals:	Emmetsburg 20 .....	Maple Valley, Mapleton 8
		Shenandoah 7 .....	Wayne, Corydon 6
	Grundy Center 40 .....	Wapsie Valley, Fairbank 0	
	Mount Vernon 17 .....	Sigourney 13	
Semifinals:	Emmetsburg 6 .....	Shenandoah 2	
	Grundy Center 25 .....	Mount Vernon 3	
	<b>Championship:</b>	<b>Grundy Center 21 .....</b>	<b>Emmetsburg 14</b>
1-A	First Round:	Pocahontas 13 .....	Sioux Center 6
		Britt 14 .....	South Hamilton, Jewell 7
		Manning 7 .....	Mount Ayr 0
		Ogden 6 .....	Woodward-Granger 0
		Parkersburg 13 .....	Northwood-Kensett 0
		Center Point 12 .....	Tripoli 7

Result of Play-off Games Year-to-Year con'd

		Clarence-Lowden 27 .....	L-D-F, LeGrand 6
		Pekin, Packwood 16 .....	Montezuma 15
Quarterfinals:		Pocahontas 27 .....	Britt 7
		Ogden 7 .....	Manning 6
		Center Point 30 .....	Parkersburg 6
Semifinals:		Clarence-Lowden 39 .....	Pekin, Packwood 20
		Pocahontas 21 .....	Ogden 0
		Center Point 52 .....	Clarence-Lowden 8
<b>Championship:</b>		<b>Pocahontas 15 .....</b>	<b>Center Point 6</b>
<b>A</b>	First Round:	Paullina 21 .....	Remsen-Union 0
		Graettinger 14 .....	Mallard 0
		Ventura 20 .....	Gilmore City-Bradgate 0
		Alden 20 .....	Radcliffe 14
		Schleswig 33 .....	Wall Lake 0
		Stanton 36 .....	Cumberland-Massena 8
		Lohrville 14 .....	Baxter 8
		Lone Tree 20 .....	Prairie City 14
Quarterfinals:		Graettinger 16 .....	Paullina 6
		Alden 19 .....	Ventura 0
		Schleswig 15 .....	Stanton 12
		Lone Tree 34 .....	Lohrville 16
Semifinals:		Lone Tree 12 .....	Alden 0
		Schleswig 21 .....	(3 OTs) Graettinger 20
<b>Championship:</b>		<b>Schleswig 13 .....</b>	<b>Lone Tree 0</b>
<b>1985</b>	<b>4-A</b>	First Round:	Dowling Catholic, WDM 14 .....
			Ankeny 10
			Cedar Rapids, Washington 19 .....
			Mason City 14
			Bishop Heelan, Sioux City 21 .....
			Sioux City, East 20
			Linn-Mar, Marion 34 .....
			Clinton 14
Semifinals:		Bishop Heelan, Sioux City 21 .....	Dowling Catholic, WDM 0
		Linn-Mar, Marion 20 .....	Cedar Rapids, Washington 14
<b>Championship:</b>		<b>Linn-Mar, Marion 31 .....</b>	<b>Bishop Heelan, Sioux City 7</b>
<b>3-A</b>	First Round:	LeMars 18 .....	Humboldt 16
		Webster City 48 .....	Jefferson 6
		Harlan Community 33 .....	Atlantic 21
		Creston 34 .....	Pella 7
		Osage 32 .....	Waverly-Shell Rock 15
		Columbus Catholic, Waterloo 20 .....	Independence 0
		Pleasant Valley 21 .....	Camanche 13
		Fairfield 37 .....	Mount Pleasant 7
Quarterfinals:		Harlan Community 21 .....	Creston 11
		Pleasant Valley 12 .....	Fairfield 7
		Columbus Catholic, Waterloo 22 .....	Osage 15
		Webster City 27 .....	LeMars 8
Semifinals:		Harlan Community 3 .....	(OT) Webster City 0
		Pleasant Valley 6 .....	Columbus Catholic, Waterloo 2
<b>Championship:</b>		<b>Pleasant Valley 10 .....</b>	<b>Harlan Community 7</b>
<b>2-A</b>	First Round:	Sheldon 32 .....	Maple Valley, Mapleton 25
		Bishop Garrigan, Algona 34 .....	Emmetsburg 0
		Saint Albert, Council Bluffs 20 .....	Tri-Center, Neola 3
		Clarinda 27 .....	Shenandoah 12
		Turkey Valley, Jackson Jct 27 .....	Starmont, Strawberry Pt. 0
		Wapsie Valley, Fairbank 21 .....	West Marshall, State Ctr 7
		Cedar Rapids, LaSalle 22 .....	Solon 8
		Mediapolis 20 .....	Tipton 14
Quarterfinals:		Bishop Garrigan, Algona 20 .....	Sheldon 17
		Cedar Rapids, LaSalle 18 .....	Mediapolis 0
		Clarinda 52 .....	St. Albert, Council Bluffs 22
		Wapsie Valley, Fairbank 19 .....	Turkey Valley, Jackson Jct 7

Result of Play-off Games Year-to-Year con'd

	Semifinals:	Bishop Garrigan, Algona 26 .....	Clarinda 6
		Cedar Rapids, LaSalle 21 .....	Wapsie Valley, Fairbank 13
	<b>Championship:</b>	<b>Bishop Garrigan, Algona 30 .....</b>	<b>Cedar Rapids, LaSalle 14</b>
<b>1-A</b>	First Round:	Maurice-Orange City 42 .....	Kingsley-Pierson 0
		Britt 37 .....	Manson 34
		Manning 26 .....	AvoHa, Avoca 17
		Southeast Warren, Liberty Center 26 .....	Woodward-Granger 13
		Riceville 36 .....	Dike 6
		Center Point 36 .....	BCL, Conrad 8
		Lynnville-Sully 30 .....	Pekin, Packwood 0
		Preston 35 .....	New London 24
	Quarterfinals:	Center Point 16 .....	Riceville 7
		Manning 21 .....	Southeast Warren, Liberty Ctr. 20
		Maurice-Orange City 41 .....	Britt 8
		Preston 14 .....	Lynnville-Sully 0
	Semifinals:	Maurice-Orange City 35 .....	Manning 0
		Center Point 40 .....	Preston 7
	<b>Championship:</b>	<b>Center Point 28 .....</b>	<b>Maurice-Orange City 14</b>
<b>A</b>	First Round:	Sanborn 21 .....	Floyd Valley, Alton 20
		Schaller 13 .....	Wall Lake 6
		Anita 14 .....	Cumberland-Massena 3
		Nishna Valley, Hastings 27 .....	Hamburg 6
		West Bend 22 .....	Lincoln Central, Gruver 15
		Paton-Churdan 20 .....	Northeast Hamilton, Blairsburg 16
		Alden 48 .....	Baxter 0
		Lone Tree 25 .....	Midland, Wyoming 14
	Quarterfinals:	Alden 35 .....	Lone Tree 0
		Nishna Valley, Hastings 33 .....	Anita 14
		Paton-Churdan 31 .....	West Bend 6
		Sanborn 36 .....	Schaller 0
	Semifinals:	Sanborn 25 .....	Nishna Valley, Hastings 0
		Paton-Churdan 7 .....	Alden 0
	<b>Championship:</b>	<b>Paton-Churdan 20 .....</b>	<b>(4 OTs) Sanborn 14</b>
<b>1986 4-A</b>	First Round:	Ames 27 .....	Sioux City, East 26
		Cedar Falls 12 .....	Waterloo, East 0
		Urbandale 28 .....	Des Moines, Hoover 0
		Valley, WDM 34 .....	Dowling Catholic, WDM 14
		Iowa City, City High 15 .....	Prairie, Cedar Rapids 6
		Linn-Mar, Marion 23 .....	Clinton 16
		Assumption, Davenport 39 .....	Davenport, West 38
		Davenport, Central 17 .....	Bettendorf 6
	Quarterfinals:	Cedar Falls 21 .....	Ames 3
		Urbandale 19 .....	Valley, WDM 16
		Linn-Mar, Marion 42 .....	Iowa City, City High 14
		Davenport, Central 25 .....	Assumption, Davenport 22
	Semifinals:	Cedar Falls 21 .....	Urbandale 7
		Linn-Mar, Marion 21 .....	Davenport, Central 14
	<b>Championship:</b>	<b>Cedar Falls 15 .....</b>	<b>Linn-Mar, Marion 14</b>
<b>3-A</b>	First Round:	Webster City 28 .....	Nevada 0
		Humboldt 24 .....	LeMars 13
		Harlan Community 9 .....	(OT) Lewis Central 6
		Indianola 10 .....	Pella 3
		Charles City 9 .....	Decorah 0
		Columbus Catholic, Waterloo 28 .....	West Delaware, Manchester 16
		Pleasant Valley 28 .....	Mount Pleasant 6
		Cedar Rapids, LaSalle 28 .....	Benton Community, Van Horne 7
	Quarterfinals:	Webster City 17 .....	Humboldt 14
		Harlan Community 26 .....	Indianola 14
		Columbus Catholic, Waterloo 7 .....	Charles City 0

Result of Play-off Games Year-to-Year con'd

		Pleasant Valley 19..... Cedar Rapids, LaSalle 13
	Semifinals:	Harlan Community 21..... Webster City 10
		Columbus Catholic, Waterloo 20..... Pleasant Valley 14
	<b>Championship:</b>	<b>Columbus Catholic, Waterloo 24..... Harlan Community 7</b>
<b>2-A</b>	First Round:	Bishop Garrigan, Algona 20..... Emmetsburg 0
		Pocahontas 50..... Mapleton, Maple Valley 8
		Shenandoah 20..... Missouri Valley 6
		North Polk, Alleman 33..... Ogden 6
		Saint Ansgar 17..... Turkey Valley, Jackson Jct. 0
		Wapsie Valley, Fairbank 40..... West Marshall, State Center 0
		Solon 40..... Cascade 8
		Mediapolis 13..... Iowa Valley, Marengo 7
	Quarterfinals:	Pocahontas 27..... Bishop Garrigan, Algona 8
		Shenandoah 14..... (OT) North Polk, Alleman 7
		Wapsie Valley, Fairbank 29..... Saint Ansgar 3
		Solon 34..... Mediapolis 14
	Semifinals:	Pocahontas 14..... Shenandoah 0
		Wapsie Valley, Fairbank 15..... Solon 12
	<b>Championship:</b>	<b>Wapsie Valley, Fairbank 27..... Pocahontas 0</b>
<b>1-A</b>	First Round:	Lawton-Bronson 26..... Manson 18
		Britt 13..... Sheffield-Chapin 7
		Center Point 18..... East Buchanan, Winthrop 12
		Ackley-Geneva 28..... Postville 7
		Wayne, Corydon 20..... Bedford 6
		Guthrie Center 28..... Earlham 0
		Preston 22..... WACO, Olds 21
		Lynnville-Sully 20..... L-D-F, LeGrand 0
	Quarterfinals:	Britt 42..... Lawton-Bronson 8
		Ackley-Geneva 21..... Center Point 14
		Wayne, Corydon 28..... Guthrie Center 10
		Lynnville-Sully 39..... Preston 6
	Semifinals:	Britt 28..... Ackley-Geneva 0
		Lynnville-Sully 27..... Wayne, Corydon 0
	<b>Championship:</b>	<b>Lynnville-Sully 12..... Britt 7</b>
<b>A</b>	First Round:	Schleswig 21..... Eastwood, Correctionville 0
		Aurelia 21..... Schaller 0
		Malvern 8..... Nishna Valley, Hastings 0
		Elk Horn-Kimballton 21..... Murray 7
		Paton-Churdan 27..... Northeast Hamilton, Blairsburg 7
		West Bend 33..... Mallard 0
		SEMCO, Gilman 7..... Lone Tree 6
		Aplington 29..... New Hartford 6
	Quarterfinals:	Aurelia 17..... Schleswig 15
		Malvern 23..... Elk Horn-Kimballton 12
		Paton-Churdan 23..... West Bend 8
		Aplington 35..... SEMCO, Gilman 12
	Semifinals:	Aurelia 18..... Malvern 14
		Paton-Churdan 27..... Aplington 13
	<b>Championship:</b>	<b>Paton-Churdan 6..... Aurelia 0</b>
<b>1987 4-A</b>	First Round:	Sioux City, East 23..... Bishop Heelan, Sioux City 13
		Dowling Catholic, WDM 14..... Urbandale 7
		Newton 13..... Ames 7
		Cedar Falls 14..... Waterloo, East 7
		Cedar Rapids, Washington 38..... Linn-Mar, Marion 7
		Wahlert, Dubuque 18..... Dubuque, Hempstead 14
		Davenport, West 20..... Prairie, Cedar Rapids 14
		Bettendorf 38..... Pleasant Valley 13
	Quarterfinals:	Dowling Catholic, WDM 27..... Sioux City, East 12



Result of Play-off Games Year-to-Year con'd

		Cedar Falls 13 .....	Newton 6
		Wahlert, Dubuque 20 .....	(2 OTs) Cedar Rapids, Washington 17
		Bettendorf 19 .....	Davenport, West 14
Semifinals:		Dowling Catholic, WDM 21 .....	Cedar Falls 3
		Bettendorf 35 .....	Wahlert, Dubuque 14
<b>Championship:</b>		<b>Bettendorf 7 .....</b>	<b>Dowling Catholic, WDM 6</b>
<b>3-A</b>	First Round:	Estherville 10 .....	Spencer 9
		Algona 6 .....	Webster City 0
		Harlan Community 17 .....	(OT) Clarke, Osceola 14
		Pella 23 .....	Carlisle 7
		Decorah 19 .....	Columbus Catholic, Waterloo 14
		West Delaware, Manchester 17 .....	Anamosa 14
		Grinnell 10 .....	Benton Community, Van Horne 3
		Fairfield 35 .....	Central Clinton, DeWitt 24
Quarterfinals:		Estherville 9 .....	Algona 0
		Harlan Community 30 .....	Pella 0
		Decorah 19 .....	West Delaware, Manchester 0
		Fairfield 14 .....	Grinnell 7
Semifinals:		Estherville 7 .....	Harlan Community 6
		Decorah 14 .....	Fairfield 7
<b>Championship:</b>		<b>Decorah 21 .....</b>	<b>Estherville 7</b>
<b>2-A</b>	First Round:	Sergeant Bluff-Luton 16 .....	(2 OTs) St. Edmond, Fort Dodge 3
		Emmetsburg 21 .....	Bishop Garrigan, Algona 8
		Shenandoah 21 .....	St. Albert, Council Bluffs 7
		West Marshall, State Ctr. 21 .....	North Polk, Alleman 20
		Saint Ansgar 24 .....	Denver 22
		Wapsie Valley, Fairbank 21 .....	Cascade 3
		Solon 44 .....	Cedar Rapids, LaSalle 7
		West Liberty 28 .....	Sigourney 17
Quarterfinals:		Emmetsburg 28 .....	Sergeant Bluff-Luton 17
		Shenandoah 33 .....	West Marshall, State Center 7
		Wapsie Valley, Fairbank 28 .....	Saint Ansgar 21
		West Liberty 15 .....	Solon 8
Semifinals:		Emmetsburg 35 .....	Shenandoah 21
		Wapsie Valley, Fairbank 34 .....	West Liberty 6
<b>Championship:</b>		<b>Wapsie Valley, Fairbank 28 .....</b>	<b>Emmetsburg 21</b>
<b>1-A</b>	First Round:	Rock Valley 27 .....	Ida Grove 3
		Britt 35 .....	Lake City 0
		I-K-M, Manilla 41 .....	Earlham 0
		Southeast Warren, Liberty Ctr. 7 .....	Central Decatur, Leon 0
		Riceville 18 .....	Belmond 13
		Grundy Center 28 .....	Ackley-Geneva 0
		Center Point 34 .....	Highland, Ainsworth-Riverside 0
		Pekin, Packwood 28 .....	WACO, Olds 21
Quarterfinals:		Britt 29 .....	Rock Valley 28
		I-K-M, Manilla 27 .....	Southeast Warren, Liberty Ctr. 7
		Grundy Center 28 .....	Riceville 0
		Center Point 24 .....	Pekin, Packwood 17
Semifinals:		Britt 28 .....	I-K-M, Manilla 14
		Grundy Center 7 .....	(OT) Center Point 6
<b>Championship:</b>		<b>Grundy Center 19 .....</b>	<b>Britt 7</b>
<b>A</b>	First Round:	Eastwood, Correctionville 9 .....	Sanborn 0
		Schleswig 14 .....	Lake View-Auburn 6
		AvoHa, Avoca 41 .....	Cumberland-Massena 31
		Nishna Valley, Hastings 20 .....	Malvern 12
		Mallard 30 .....	Thompson 12
		G-M-G, Garwin 34 .....	East Greene, Grand Jct. 26
		Clinton, Mater Dei 13 .....	Preston 3
		Lisbon 15 .....	Lincoln, Stanwood 7

Result of Play-off Games Year-to-Year con'd

	Quarterfinals:	Schleswig 41 ..... Eastwood, Correctionville 7 AvoHa, Avoca 14 ..... Nishna Valley, Hastings 12 G-M-G, Garwin 32 ..... Mallard 20 Clinton, Mater Dei 34 ..... Lisbon 0
	Semifinals:	Schleswig 17 ..... AvoHa, Avoca 7 G-M-G, Garwin 22 ..... Clinton, Mater Dei 8
	<b>Championship:</b>	<b>G-M-G, Garwin 20 ..... (OT) Schleswig 17</b>
<b>1988</b>	<b>4-A</b>	First Round: Wahlert, Dubuque 13 ..... Dubuque, Hempstead 6 Linn-Mar, Marion 9 ..... Prairie, Cedar Rapids 7 Bettendorf 15 ..... Pleasant Valley 13 Iowa City, City High 21 ..... Burlington 0 Bishop Heelan, Sioux City 13 ..... Waterloo, East 12 Ames 36 ..... Ankeny 21 Newton 62 ..... Urbandale 21 Dowling Catholic, WDM 20 ..... Valley, WDM 18
	Quarterfinals:	Wahlert, Dubuque 19 ..... Linn-Mar, Marion 0 Bettendorf 33 ..... Iowa City, City High 0 Bishop Heelan, Sioux City 14 ..... Ames 7 Newton 27 ..... Dowling Catholic, WDM 20
	Semifinals:	Bettendorf 20 ..... Wahlert, Dubuque 6 Newton 35 ..... Bishop Heelan, Sioux City 13
	<b>Championship:</b>	<b>Bettendorf 28 ..... Newton 12</b>
	<b>3-A</b>	First Round: Spencer 43 ..... Spirit Lake 0 Iowa Falls 12 ..... Webster City 7 Harlan Community 37 ..... Glenwood 7 Creston 7 ..... Winterset 0 Decorah 14 ..... Waverly-Shell Rock 7 Columbus Catholic, Waterloo 49 ..... Bellevue 7 Oskaloosa 14 ..... Pella 9 Fort Madison 17 ..... Cedar Rapids, Regis 14
	Quarterfinals:	Spencer 34 ..... Iowa Falls 0 Harlan Community 28 ..... Creston 7 Decorah 37 ..... Columbus Catholic, Waterloo 18 Oskaloosa 42 ..... Fort Madison 6
	Semifinals:	Harlan Community 19 ..... Spencer 10 Decorah 36 ..... Oskaloosa 17
	<b>Championship:</b>	<b>Decorah 21 ..... Harlan Community 16</b>
	<b>2-A</b>	First Round: Emmetsburg 21 ..... Manson 7 Central Lyon, Rock Rapids 46 ..... West Lyon, Inwood 8 North Polk, Alleman 17 ..... Ballard, 14 Griswold 16 ..... St. Albert, Council Bluffs 14 Wapsie Valley, Fairbank 35 ..... Maquoketa Valley, Delhi 6 Turkey Valley, Jackson Jct. 22 ..... Garner-Hayfield 21 Pleasantville 26 ..... West Branch 7 Solon 10 ..... Mount Vernon 0
	Quarterfinals:	Emmetsburg 37 ..... Central Lyon, Rock Rapids 0 Griswold 25 ..... North Polk, Alleman 15 Wapsie Valley, Fairbank 23 ..... Turkey Valley, Jackson Jct. 0 Solon 51 ..... Pleasantville 12
	Semifinals:	Emmetsburg 21 ..... Griswold 13 Solon 15 ..... Wapsie Valley, Fairbank 8
	<b>Championship:</b>	<b>Solon 20 ..... Emmetsburg 16</b>
	<b>1-A</b>	First Round: Akron-Westfield 20 ..... Rock Valley 6 Britt 30 ..... Ida Grove 28 Grundy Center 40 ..... North Tama, Traer 0 Northwood-Kensett 21 ..... (2 OT) NUH, Cedar Falls 20 Southeast Warren, Liberty Ctr. 27 ..... Guthrie Center 17 Wayne, Corydon 20 ..... Lamoni 13

Result of Play-off Games Year-to-Year con'd

		Center Point 14 .....	Montezuma 7
		Pekin, Packwood 27 .....	Columbus, Columbus Jct 6
	Quarterfinals:	Britt 27 .....	Akron-Westfield 14
		Grundy Center 20 .....	Northwood-Kensett 0
		Southeast Warren, Liberty Ctr. 21 .....	Wayne, Corydon 13
		Pekin, Packwood 35 .....	Center Point 6
	Semifinals:	Grundy Center 14 .....	Britt 7
		Pekin, Packwood 38 .....	Southeast Warren, Liberty Center 12
	<b>Championship:</b>	Grundy Center 20 .....	Pekin, Packwood 7
<b>A</b>	First Round:	Graettinger 24 .....	Galva-Holstein 6
		Schleswig 21 .....	Eastwood, Correctionville 16
		Elk Horn-Kimballton 13 .....	Manning 7
		Treynor 14 .....	Cumberland-Massena 0
		East Greene, Grand Junction 28 .....	Greene 20
		West Central, Maynard 13 .....	Fredericksburg 7
		Preston 18 .....	Olds, WACO 0
		North Mahaska, New Sharon 40 .....	West Burlington, Arnold 8
	Quarterfinals:	Schleswig 17 .....	Graettinger 14
		Elk Horn-Kimballton 28 .....	Treynor 6
		East Greene, Grand Jct 30 .....	West Central, Maynard 27
		Preston 3 .....	New Sharon, North Mahaska 0
	Semifinals:	Schleswig 22 .....	Elk Horn-Kimballton 8
		Preston 27 .....	East Greene, Grand Jct 7
	<b>Championship:</b>	<b>Schleswig 10 .....</b>	<b>(OT) Preston 7</b>
<b>1989 4-A</b>	First Round:	Bishop Heelan, Sioux City 21 .....	Sioux City, East 20
		Valley, WDM 28 .....	Dowling, WDM 7
		Ankeny 34 .....	Fort Dodge 7
		Des Moines, East 13 .....	Indianola 10
		Iowa City, City High 24 .....	Burlington 0
		Bettendorf 28 .....	Assumption, Davenport 6
		Linn-Mar, Marion 40 .....	Dubuque, Hempstead 14
		Cedar Falls 35 .....	Newton 20
	Quarterfinals:	Bishop Heelan, Sioux City 39 .....	Valley, WDM 35
		Ankeny 27 .....	Des Moines, East 14
		Bettendorf 16 .....	Iowa City, City High 7
		Linn-Mar, Marion 29 .....	Cedar Falls 14
	Semifinals:	Bishop Heelan, Sioux City 21 .....	Ankeny 7
		Linn-Mar, Marion 25 .....	Bettendorf 7
	<b>Championship:</b>	<b>Linn-Mar, Marion 27 .....</b>	<b>Bishop Heelan, Sioux City 0</b>
<b>3-A</b>	First Round:	Spencer 21 .....	Humboldt 0
		Cherokee, Washington 34 .....	LeMars 0
		Harlan Community 34 .....	Denison 14
		Chariton 33 .....	Norwalk 22
		New Hampton 21 .....	Waverly-Shell Rock 7
		Decorah 57 .....	Osage 7
		Cedar Rapids, Regis 27 .....	Oskaloosa 20
		Mount Pleasant 33 .....	Fort Madison 7
	Quarterfinals:	Spencer 21 .....	Cherokee, Washington 20
		Harlan Community 45 .....	Chariton 13
		Decorah 36 .....	New Hampton 21
		Cedar Rapids, Regis 13 .....	Mount Pleasant 7
	Semifinals:	Harlan Community 21 .....	Spencer 14
		Decorah 31 .....	Cedar Rapids, Regis 14
	<b>Championship:</b>	<b>Decorah 17 .....</b>	<b>Harlan Community 6</b>
<b>2-A</b>	First Round:	Emmetsburg 42 .....	Paullina-Primghar 14
		West Lyon, Inwood 28 .....	Central Lyon, Rock Rapids 0
		Audubon 27 .....	Ballard 0
		Griswold 30 .....	St. Albert, Council Bluffs 16
		West Marshall, State Center 28 .....	Saint Ansgar 24

Result of Play-off Games Year-to-Year con'd

		Maquoketa Valley, Delhi 32 .....	Wapsie Valley, Fairbank 27
		Mount Vernon 49 .....	Center Point-Urbana 0
		Wapello 9 .....	(OT) West Liberty 6
Quarterfinals:		Emmetsburg 36 .....	West Lyon, Inwood 30
		Audubon 7 .....	Griswold 0
		West Marshall, State Center 42 .....	Maquoketa Valley, Delhi 6
		Mount Vernon 35 .....	Wapello 8
Semifinals:		Emmetsburg 46 .....	Audubon 7
		Mount Vernon 28 .....	West Marshall, State Center 0
<b>Championship:</b>		<b>Emmetsburg 27 .....</b>	<b>Mount Vernon 0</b>
<b>1-A</b>	First Round:	Sioux Center 14 .....	Hinton 6
		Wall Lake 12 .....	(OT) Maple Valley, Mapleton 6
		Logan-Magnolia 40 .....	Stuart-Menlo 6
		Southeast Warren, Liberty Center 6 .....	Wayne, Corydon 0
		East Buchanan, Winthrop 14 .....	Parkersburg 0
		BCLUW, Conrad 15 .....	South Hamilton, Jewell 0
		West Branch 34 .....	New London 10
		Montezuma 21 .....	Iowa Valley, Marengo 20
Quarterfinals:		Sioux Center 40 .....	Wall Lake 8
		Logan-Magnolia 14 .....	Southeast Warren, Liberty Center 13
		East Buchanan, Winthrop 20 .....	BCLUW, Conrad 8
		West Branch 12 .....	Montezuma 3
Semifinals:		Logan-Magnolia 26 .....	Sioux Center 8
		West Branch 42 .....	East Buchanan, Winthrop 7
<b>Championship:</b>		<b>West Branch 20 .....</b>	<b>Logan-Magnolia 14</b>
<b>A</b>	First Round:	East Greene, Grand Jct 22 .....	Gilmore City-Bradgate 19
		Laurens-Marathon 28 .....	Mallard 21
		Nishna Valley, Hastings 25 .....	Treynor 10
		Villisca 43 .....	Hamburg 18
		Newman Catholic, Mason City 13 .....	West Central, Maynard 12
		Ackley-Geneva 21 .....	Colo-NESCO 0
		North Mahaska, New Sharon 35 .....	Moravia 8
		Preston 10 .....	Winfield-Mount Union 0
Quarterfinals:		Laurens-Marathon 37 .....	East Greene, Grand Jct 0
		Nishna Valley, Hastings 51 .....	Villisca 0
		Ackley-Geneva 7 .....	Newman Catholic, Mason City 0
		North Mahaska, New Sharon 17 .....	Preston 0
Semifinals:		Laurens-Marathon 13 .....	Nishna Valley, Hastings 10
		North Mahaska, New Sharon 7 .....	Ackley-Geneva 0
<b>Championship:</b>		<b>Laurens-Marathon 41 .....</b>	<b>North Mahaska, New Sharon 36</b>
<b>1990 4-A</b>	First Round:	Sioux City, East 31 .....	Bishop Heelan, Sioux City 10
		Dowling Catholic, WDM 45 .....	Urbandale 13
		Newton 17 .....	Ankeny 7
		Cedar Falls 32 .....	Fort Dodge 19
		Linn-Mar, Marion 33 .....	Cedar Rapids, Kennedy 21
		Wahlert, Dubuque 23 .....	Waterloo, West 20
		Pleasant Valley 21 .....	Davenport, Central 7
		Assumption, Davenport 34 .....	Iowa City, City High 21
Quarterfinals:		Dowling Catholic, WDM 39 .....	Sioux City, East 18
		Newton 28 .....	Cedar Falls 21
		Linn-Mar, Marion 27 .....	Wahlert, Dubuque 15
		Pleasant Valley 21 .....	Assumption, Davenport 17
Semifinals:		Newton 35 .....	Dowling Catholic, WDM 20
		Linn-Mar, Marion 35 .....	Pleasant Valley 12
<b>Championship:</b>		<b>Linn-Mar, Marion 42 .....</b>	<b>Newton 19</b>
<b>3-A</b>	First Round:	Spencer 27 .....	Humboldt 8
		Webster City 28 .....	Jefferson-Scranton 0
		Harlan Community 21 .....	Denison 13
		Knoxville 27 .....	Norwalk 6

Result of Play-off Games Year-to-Year con'd

		New Hampton 6 .....	Decorah 0
		Waverly-Shell Rock 51 .....	West Delaware, Manchester 15
		Grinnell 24 .....	Pella 7
		Washington 24 .....	Mount Pleasant 0
Quarterfinals:		Spencer 17 .....	Webster City 0
		Harlan Community 49 .....	Knoxville 26
		Waverly-Shell Rock 14 .....	New Hampton 9
		Grinnell 40 .....	Washington 14
Semifinals:		Spencer 31 .....	Harlan Community 6
		Waverly-Shell Rock 31 .....	Grinnell 0
<b>Championship:</b>		<b>Waverly-Shell Rock 31 .....</b>	<b>Spencer 14</b>
<b>2-A</b>	First Round:	Emmetsburg 13 .....	West Lyon, Inwood 6
		North Iowa, Buffalo Center 13 .....	West Hancock, Britt 12
		Dallas Center-Grimes 16 .....	Carlisle 10
		Clarinda 23 .....	Clarke, Osceola 0
		Garner-Hayfield 31 .....	Hampton 13
		Wapsie Valley, Fairbank 43 .....	Cascade, Western Dubuque 8
		Solon 39 .....	LDF-SEMCO, LeGrand 0
		Mediapolis 13 .....	Preston 6
Quarterfinals:		Emmetsburg 25 .....	North Iowa, Buffalo Center 8
		Clarinda 21 .....	(OT) Dallas Center-Grimes 20
		Wapsie Valley, Fairbank 23 .....	Garner-Hayfield 6
		Solon 46 .....	Mediapolis 0
Semifinals:		Emmetsburg 56 .....	Clarinda 23
		Wapsie Valley, Fairbank 43 .....	Solon 6
<b>Championship:</b>		<b>Emmetsburg 22 .....</b>	<b>Wapsie Valley, Fairbank 21</b>
<b>1-A</b>	First Round:	Akron-Westfield 13 .....	West Monona, Onawa 7
		Southern Cal, Lake City 28 .....	Tri-Center, Neola 9
		South Hamilton, Jewell 16 .....	West Marshall, State Ctr 0
		Pleasantville 29 .....	Mount Ayr 0
		Kee, Lansing 48 .....	East Buchanan, Winthrop 0
		Parkersburg 7 .....	Lake Mills 6
		West Branch 44 .....	Cedar Rapids, LaSalle 29
		New London 14 .....	Pekin, Packwood 0
Quarterfinals:		Southern Cal, Lake City 34 .....	Akron-Westfield 14
		Pleasantville 18 .....	South Hamilton, Jewell 7
		Parkersburg 3 .....	Kee, Lansing 0
		West Branch 35 .....	New London 7
Semifinals:		Southern Cal, Lake City 20 .....	Pleasantville 0
		Parkersburg 16 .....	West Branch 12
<b>Championship:</b>		<b>Southern Cal, Lake City 17 .....</b>	<b>Parkersburg 10</b>
<b>A</b>	First Round:	Mallard 54 .....	Clay Central-Everyly 22
		West Bend 14 .....	Gilmore City-Bradgate 7
		Logan-Magnolia 51 .....	Stuart-Menlo 0
		Treynor 17 .....	Malvern 14
		Newman Catholic, Mason City 24 .....	Greene 14
		Wellsburg-Steamboat Rock 68 .....	Northeast Hamilton 32
		Madrid 48 .....	North Mahaska, New Sharon 22
		WACO, Wayland 34 .....	Moravia 0
Quarterfinals:		Mallard 35 .....	West Bend 6
		Logan-Magnolia 22 .....	Treynor 0
		Newman Catholic, Mason City 28 .....	Wellsburg-Steamboat Rock 6
		Madrid 38 .....	WACO, Wayland 0
Semifinals:		Logan-Magnolia 25 .....	Mallard 13
		Madrid 30 .....	Newman Catholic, Mason City 13
<b>Championship:</b>		<b>Logan-Magnolia 33 .....</b>	<b>Madrid 13</b>

Result of Play-off Games Year-to-Year con'd

<b>1991 4-A</b>	First Round:	Bettendorf 31 .....	Assumption, Davenport 15	
		Burlington 29 .....	Indianola 13	
		Wahlert, Dubuque 31 .....	Clinton 10	
		Cedar Rapids, Kennedy 18 .....	Linn-Mar, Marion 6	
		Bishop Heelan, Sioux City 24 .....	Sioux City, East 6	
		Dowling Catholic, WDM 32 .....	Urbandale 0	
		Waterloo, West 14 .....	(2 OT) Waterloo, East 7	
		Newton 21 .....	Ankeny 14	
		Quarterfinals:	Bettendorf 55 .....	Burlington 17
			Wahlert, Dubuque 27 .....	Cedar Rapids, Kennedy 14
Bishop Heelan, Sioux City 22 .....	Dowling Catholic, WDM 16			
Waterloo, West 20 .....	Newton 0			
Semifinals:	Bettendorf 41 .....	Wahlert, Dubuque 9		
	Bishop Heelan, Sioux City 37 .....	Waterloo, West 26		
<b>Championship:</b>	<b>Bettendorf 6 .....</b>	<b>Bishop Heelan, Sioux City 0</b>		
<b>3-A</b>	First Round:	West Delaware, Manchester 24 .....	Epworth, Western Dubuque 0	
		Waverly-Shell Rock 31 .....	Decorah 14	
		Cedar Rapids, Regis 33 .....	Mount Pleasant 6	
		Pella 6 .....	Grinnell 0	
		Spencer 34 .....	Clear Lake 0	
		Jefferson-Scranton 14 .....	Webster City 8	
		Harlan Community 31 .....	Lewis Central 27	
		Creston 20 .....	Winterset 9	
		Quarterfinals:	West Delaware, Manchester 9 .....	Waverly-Shell Rock 8
			Cedar Rapids, Regis 13 .....	Pella 7
Spencer 36 .....	Jefferson-Scranton 0			
Semifinals:	Harlan Community 34 .....	Creston 0		
	West Delaware, Manchester 14 .....	Cedar Rapids, Regis 13		
	Spencer 41 .....	Harlan Community 7		
<b>Championship:</b>	<b>West Delaware, Manchester 27 .....</b>	<b>Spencer 11</b>		
<b>2-A</b>	First Round:	Garner-Hayfield 19 .....	West Hancock, Britt 12	
		Denver 27 .....	Monticello 20	
		Sigourney-Keota 26 .....	Mediapolis 0	
		LDF-SEMCO, LeGrand 27 .....	Solon 21	
		Central Lyon/George-Little Rock 14 .....	West Lyon, Inwood 12	
		Emmetsburg 46 .....	Kingsley-Pierson 8	
		St. Albert, Council Bluffs 49 .....	Maple Valley, Mapleton 15	
		Roland-Story 19 .....	Dallas Center-Grimes 7	
		Quarterfinals:	Garner-Hayfield 35 .....	Denver 9
			Sigourney-Keota 16 .....	LDF-SEMCO, LeGrand 6
Central Lyon/George-Little Rock 34 .....	Emmetsburg 13			
Semifinals:	St. Albert, Council Bluffs 20 .....	Roland-Story, Story City 6		
	Garner-Hayfield 33 .....	Sigourney-Keota 0		
	Central Lyon/George-Little Rock 39 .....	St. Albert, Council Bluffs 13		
<b>Championship:</b>	<b>Garner-Hayfield 28 .....</b>	<b>Central Lyon/George-Little Rock 7</b>		
<b>1-A</b>	First Round:	West Branch 29 .....	Columbus, Columbus Jct 26	
		Pekin, Packwood 28 .....	West Burlington, Arnold 14	
		West Marshall, State Ctr 25 .....	Grundy Center 7	
		East Buchanan, Winthrop 27 .....	Turkey Valley, Jackson Jct 0	
		West Bend-Mallard 8 .....	Bishop Garrigan, Algona 6	
		Wall Lake View-Auburn 20 .....	Eastwood, Correctionville 10	
		Pleasantville 18 .....	Mount Ayr 7	
		Stuart-Menlo 22 .....	Cumberland-Massena 14	
		Quarterfinals:	West Branch 7 .....	Pekin, Packwood 0
			West Marshall, State Ctr 25 .....	Winthrop, East Buchanan 13
West Bend-Mallard 28 .....	Wall Lake View-Auburn 8			
Semifinals:	Pleasantville 20 .....	Stuart-Menlo 16		
	West Branch 29 .....	West Marshall, State Center 7		
	West Bend-Mallard 14 .....	Pleasantville 0		
<b>Championship:</b>	<b>West Branch 42 .....</b>	<b>West Bend-Mallard 13</b>		

Result of Play-off Games Year-to-Year con'd

<b>A</b>	First Round:	Madrid 24..... North Mahaska, New Sharon 16	
		Olin-Oxford Junction 20 ..... WACO, Wayland 14	
		Aplington 34 ..... West Central, Maynard 7	
		Lansing, Kee 21 ..... Fredericksburg 13	
		A-H-S-T, Avoca 19 ..... Logan-Magnolia 12	
		Treynor 33 ..... Nishna Valley, Hastings 0	
		Gehlen Catholic, LeMars 17 ..... Hinton 14	
		Ar-We-Va, Westside 36..... Gilmore City-Bradgate 0	
		Quarterfinals:	Madrid 44..... Olin-Oxford Junction 26
		Aplington 31 ..... Kee, Lansing 28	
A-H-S-T, Avoca 20 ..... Treynor 19			
LeMars, Gehlen Catholic 35 ..... Ar-We-Va, Westside 24			
Semifinals:	Madrid 28..... Aplington 26		
A-H-S-T, Avoca 13 ..... Gehlen Catholic, LeMars 0			
<b>Championship:</b>	<b>Madrid 14 ..... A-H-S-T, Avoca 3</b>		
<b>1992 4-A</b>	First Round:	Bishop Heelan, Sioux City 8..... Sioux City, East 7	
		Valley, WDM 28 ..... Dowling Catholic, WDM 7	
		Ames 7 ..... Marshalltown 0	
		Newton 29..... Ottumwa 12	
		Iowa City, City High 35..... Davenport, Central 14	
		Bettendorf 28..... Assumption, Davenport 18	
		Linn-Mar, Marion 14 ..... Cedar Falls 7	
		Cedar Rapids, Jefferson 13..... Cedar Rapids, Kennedy 12	
		Quarterfinals:	Valley, WDM 13 ..... Bishop Heelan, Sioux City 6
		Newton 28 ..... Ames 21	
Bettendorf 31 ..... Iowa City, City High 28			
Cedar Rapids, Jefferson 21 ..... Linn-Mar, Marion 7			
Semifinals:	Valley, WDM 30 ..... Newton 29		
Bettendorf 14..... Cedar Rapids, Jefferson 0			
<b>Championship:</b>	<b>Bettendorf 41 ..... Valley, WDM 0</b>		
<b>3-A</b>	First Round:	Spencer 21 ..... Clear Lake 0	
		Boone 28 ..... LeMars 7	
		New Hampton 33 ..... West Delaware, Manchester 13	
		Waverly-Shell Rock 14..... Epworth, Western Dubuque 13	
		Keokuk 23..... Pella 14	
		Marion 14..... Mount Pleasant 10	
		Norwalk 14 ..... Creston 12	
		Harlan Community 27 ..... Johnston 9	
		Quarterfinals:	Spencer 21 ..... Boone 0
		Waverly-Shell Rock 20 ..... New Hampton 14	
Marion 14..... Keokuk 0			
Harlan Community 26..... Norwalk 21			
Semifinals:	Waverly-Shell Rock 16..... Marion 0		
Harlan Community 21 ..... Spencer 7			
<b>Championship:</b>	<b>Waverly-Shell Rock 14..... Harlan Community 6</b>		
<b>2-A</b>	First Round:	West Lyon, Inwood 50 ..... South O'Brien, Paullina 14	
		Emmetsburg 21 ..... Laurens-Marathon 7	
		West Hancock, Britt 28..... Iowa Falls 0	
		North Fayette, West Union 28 ..... Wapsie Valley, Fairbank 0	
		Carlisle 20..... Greenfield 0	
		Sigourney-Keota 28 ..... Mediapolis 9	
		East Marshall, LeGrand 20 ..... Union Community, LaPorte City 0	
		Solon 21 ..... West Liberty 18	
		Quarterfinals:	West Lyon, Inwood 20 ..... Emmetsburg 0
		North Fayette, West Union 17 ..... West Hancock, Britt 0	
Sigourney-Keota 20 ..... Carlisle 14			
Solon 50 ..... East Marshall, LeGrand 14			
Semifinals:	North Fayette, West Union 33 ..... West Lyon, Inwood 14		
Solon 7..... Sigourney-Keota 6			

Result of Play-off Games Year-to-Year con'd

	<b>Championship:</b>	<b>North Fayette, West Union 27</b> .....	<b>Solon 7</b>
<b>1-A</b>	First Round:	Pocahontas Area 13 .....	Hinton 8
		Wall Lake View Auburn 22 .....	A-H-S-T, Avoca 15
		Ogden 27 .....	Mount Ayr 0
		Pekin, Packwood 35 .....	Montezuma 6
		North Linn, Coggon 14 .....	Alburnett 8
		West Branch 42 .....	Tipton 7
		Eldora-New Providence 25 .....	Grundy Center 10
		Aplington-Parkersburg 49 .....	Saint Ansgar 36
	Quarterfinals:	Wall Lake View Auburn 12 .....	Pocahontas Area 10
		Ogden 20 .....	Pekin, Packwood 14
		West Branch 27 .....	North Linn, Coggon 0
		Aplington-Parkersburg 34 .....	Eldora-New Providence 0
	Semifinals:	Ogden 19 .....	Wall Lake View Auburn 14
		West Branch 12 .....	(OT) Aplington-Parkersburg 6
	<b>Championship:</b>	<b>West Branch 28</b> .....	<b>Ogden 13</b>
<b>A</b>	First Round:	Gehlen Catholic, LeMars 42 .....	Ar-We-Va, Westside 28
		Graettinger 36 .....	Dows 0
		Postville 7 .....	Rockwell-Swaledale 0
		Wellsburg-Steamboat Rock 43 .....	Allison-Bristow 0
		Winfield-Mt. Union 28 .....	Preston 27
		North Mahaska, New Sharon 28 .....	Earlham 0
		Bedford 28 .....	Nishna Valley, Hastings 13
		Madrid 36 .....	Oakland 22
	Quarterfinals:	Gehlen Catholic, LeMars 15 .....	Graettinger 14
		Postville 22 .....	Wellsburg-Steamboat Rock 8
		North Mahaska, New Sharon 20 .....	Winfield-Mt. Union 12
		Bedford 38 .....	Madrid 26
	Semifinals:	Postville 21 .....	North Mahaska, New Sharon 0
		Bedford 7 .....	Gehlen Catholic, LeMars 6
	<b>Championship:</b>	<b>Bedford 33</b> .....	<b>Postville 0</b>
<b>1993 4-A</b>	First Round:	Bishop Heelan, Sioux City 31 .....	Sioux City, West 0
		Ames 34 .....	Fort Dodge 12
		Valley, WDM 43 .....	Dowling Catholic, WDM 21
		Newton 30 .....	Southeast Polk, Runnells 14
		Iowa City, City High 35 .....	Ottumwa 14
		Bettendorf 21 .....	Assumption, Davenport 18
		Cedar Rapids, Kennedy 27 .....	Cedar Rapids, Washington 10
		Linn-Mar, Marion 34 .....	Prairie, Cedar Rapids 10
	Quarterfinals:	Bishop Heelan, Sioux City 42 .....	Ames 7
		Valley, WDM 42 .....	Newton 20
		Iowa City, City High 27 .....	Bettendorf 17
		Cedar Rapids, Kennedy 14 .....	Linn-Mar, Marion 7
	Semifinals:	Bishop Heelan, Sioux City 14 .....	Valley, WDM 3
		Iowa City, City High 35 .....	Cedar Rapids, Kennedy 0
	<b>Championship:</b>	<b>Iowa City, City High 42</b> .....	<b>Bishop Heelan, Sioux City 14</b>
<b>3-A</b>	First Round:	Cherokee, Washington 34 .....	Humboldt 12
		Boone 8 .....	Spencer 7
		Denison 13 .....	A-D-M, Adel 0
		Harlan Community 31 .....	Winterset 0
		Fairfield 25 .....	Pella 22
		Mount Pleasant 41 .....	Benton Community, VanHorne 6
		Maquoketa 28 .....	New Hampton 20
		West Delaware, Manchester 24 .....	Waverly-Shell Rock 13
	Quarterfinals:	Boone 14 .....	Cherokee, Washington 7
		Harlan Community 14 .....	Denison 0
		Mount Pleasant 41 .....	Fairfield 13
		West Delaware, Manchester 42 .....	Maquoketa 14



Result of Play-off Games Year-to-Year con'd

	Semifinals:	Harlan Community 28..... Boone 0 West Delaware, Manchester 24 ..... Mount Pleasant 19
	<b>Championship:</b>	<b>Harlan Community 34 ..... West Delaware, Manchester 20</b>
<b>2-A</b>	First Round:	West Lyon, Inwood 16..... MOC-Floyd Valley 0 West Hancock, Britt 28..... Emmetsburg 0 Northwest, Laurens-Marathon 21 ..... Carroll 7 Dallas Center-Grimes 10 ..... Missouri Valley 6 Iowa Falls 34..... Denver 22 Wapsie Valley, Fairbank 7..... Starmont, Arlington 0 Sigourney-Keota 15 ..... Solon 14 Mount Vernon 27 ..... Center Point-Urbana 0
	Quarterfinals:	West Hancock, Britt 41..... West Lyon, Inwood 18 Northwest, Laurens-Marathon 40..... Dallas Center-Grimes 0 Iowa Falls 25..... Wapsie Valley, Fairbank 21 Mount Vernon 14 ..... Sigourney-Keota 13
	Semifinals:	West Hancock, Britt 22..... Northwest, Laurens-Marathon 15 Mount Vernon 6 ..... Iowa Falls 0
	<b>Championship:</b>	<b>Mount Vernon 22 ..... West Hancock, Britt 21</b>
<b>1-A</b>	First Round:	Pocahontas Area 7..... West Bend-Mallard 0 West Monona, Onawa 21 ..... Wall Lake View-Auburn 0 Ogden 40..... I-K-M, Manilla 13 Pleasantville 26 ..... Lamoni 14 Columbus, Columbus Jct. 21 ..... Pekin, Packwood 19 West Branch 27..... North Linn, Coggon 7 Hudson 57 ..... Grundy Center 20 Aplington-Parkersburg 40..... Newman Catholic, Mason City 0
	Quarterfinals:	Pocahontas Area 28..... West Monona, Onawa 7 Ogden 40..... Pleasantville 7 Columbus, Columbus Jct 27 ..... West Branch 19 Aplington-Parkersburg 28..... Hudson 17
	Semifinals:	Pocahontas Area 28..... Ogden 0 Aplington-Parkersburg 41 ..... Columbus, Columbus Jct 0
	<b>Championship:</b>	<b>Aplington-Parkersburg 26 ..... Pocahontas Area 7</b>
<b>A</b>	First Round:	Graettinger 58 ..... Twin River Valley, Bode 22 Gehlen Catholic, LeMars 36 ..... Manning 7 Bedford 13..... Hamburg 6 Madrid 35..... Walnut 20 Winfield-Mt. Union 43 ..... Lincoln, Stanwood 19 Martensdale-St. Mary's 13 ..... Lynnville-Sully 8 Riceville 35 ..... West Central, Maynard 6 Allison-Bristow 27 ..... Ackley-Geneva 25
	Quarterfinals:	Graettinger 20 ..... Gehlen Catholic, LeMars 10 Madrid 21..... Bedford 6 Winfield-Mt. Union 50 ..... Martensdale-St. Mary's 0 Riceville 42 ..... Allison-Bristow 8
	Semifinals:	Madrid 27..... Graettinger 12 Riceville 27 ..... Winfield-Mount Union 18
	<b>Championship:</b>	<b>Riceville 27 ..... Madrid 13</b>
<b>1994 4-A</b>	First Round:	Fort Dodge 33..... Des Moines, Hoover 7 Dowling Catholic, WDM 17 ..... Valley, WDM 15 Dubuque, Wahlert 31..... Cedar Falls 3 Linn-Mar, Marion 14..... Cedar Rapids, Washington 0 Ottumwa 27 ..... Newton 12 Iowa City, City High 26 ..... Iowa City, West 21 Bettendorf 28 ..... Pleasant Valley 10 Assumption, Davenport 35 ..... Davenport, West 7
	Quarterfinals:	Dowling Catholic, WDM 19 ..... Fort Dodge 15 Linn-Mar, Marion 21 ..... Wahlert, Dubuque 17 Iowa City, City High 28 ..... Ottumwa 13

Result of Play-off Games Year-to-Year con'd

		Bettendorf 24 .....	(OT) Assumption, Davenport 21
	Semifinals:	Linn-Mar, Marion 27 .....	Dowling Catholic, WDM 14
		Iowa City, City High 35 .....	Bettendorf 13
	<b>Championship:</b>	<b>Iowa City, City High 21 .....</b>	<b>Linn-Mar, Marion 0</b>
<b>3-A</b>	First Round:	Pella 13 .....	Denison-Schleswig 12
		Glenwood 54 .....	Oskaloosa 15
		Cherokee, Washington 28 .....	Jefferson-Scranton 24
		Spencer 31 .....	Webster City 0
		West Delaware, Manchester 28 .....	Fairfield 6
		Mount Pleasant 20 .....	Epworth, Western Dubuque 0
		South Tama County, Tama 15 .....	New Hampton 0
		Waverly-Shell Rock 25 .....	Decorah 14
	Quarterfinals:	Glenwood 12 .....	Pella 6 (OT)
		Spencer 21 .....	Cherokee, Washington 14
		Mount Pleasant 27 .....	West Delaware, Manchester 21 (OT)
		South Tama County, Tama 28 .....	Waverly-Shell Rock 0
	Semifinals:	Spencer 17 .....	(4 OTs) Glenwood 14
		South Tama County, Tama 14 .....	Mount Pleasant 10
	<b>Championship:</b>	<b>Spencer 7 .....</b>	<b>South Tama County, Tama 0</b>
<b>2-A</b>	First Round:	Emmetsburg 43 .....	West Lyon, Inwood 22
		West Hancock, Britt 41 .....	Manson-Northwest Webster 0
		Missouri Valley 25 .....	(OT) Maple Valley-Anthon-Oto 22
		Iowa Falls 16 .....	Dallas Center-Grimes 8
		Wapsie Valley, Fairbank 37 .....	Norh Fayette, West Union 21
		Mount Vernon 34 .....	Maquoketa Valley, Delhi 6
		Solon 18 .....	Columbus, Columbus Jct 14
		Sigourney-Keota 41 .....	Albia 6
	Quarterfinals:	Emmetsburg 22 .....	West Hancock, Britt 6
		Iowa Falls 54 .....	Missouri Valley 3
		Mount Vernon 14 .....	Wapsie Valley, Fairbank 7
		Solon 38 .....	Sigourney-Keota 7
	Semifinals:	Iowa Falls 40 .....	Emmetsburg 12
		Mount Vernon 13 .....	Solon 12
	<b>Championship:</b>	<b>Mount Vernon 14 .....</b>	<b>Iowa Falls 12</b>
<b>1-A</b>	First Round:	Akron-Westfield 25 .....	West Sioux, Hawarden 6
		Pocahontas Area 37 .....	North Iowa, Buffalo 8
		Madrid 28 .....	Grundy Center 26
		Ogden 29 .....	Riverside, Oakland 19
		Newman Catholic, Mason City 15 .....	Riceville 6
		Hudson 34 .....	East Buchanan, Winthrop 18
		West Branch 22 .....	Montezuma 19
		Pleasantville 25 .....	Pekin, Packwood 14
	Quarterfinals:	Pocahontas Area 14 .....	Akron-Westfield 0
		Madrid 30 .....	Ogden 16
		Hudson 28 .....	Newman Catholic, Mason City 0
		Pleasantville 14 .....	West Branch 11
	Semifinals:	Pocahontas Area 26 .....	Madrid 12
		Hudson 35 .....	Pleasantville 13
	<b>Championship:</b>	<b>Hudson 42 .....</b>	<b>Pocahontas Area 22</b>
<b>A</b>	First Round:	Van Meter 25 .....	Exira 18
		Nishna Valley, Hastings 27 .....	Bedford 20
		West Bend-Mallard 14 .....	Gehlen Catholic, LeMars 12
		Walnut 28 .....	Sac City 8
		Wellsburg-Steamboat Rock 38 .....	Rockwell-Swaledale 0
		Fredericksburg 14 .....	Allison-Bristow 7
		Winfield-Mt Union 36 .....	Midland, Wyoming 8
		Tri-County, Thornburg 48 .....	Lamoni 6
	Quarterfinals:	Van Meter 21 .....	Nishna Valley, Hastings 6
		West Bend-Mallard 44 .....	Walnut 6

Result of Play-off Games Year-to-Year con'd

		Wellsburg-Steamboat Rock 28 .....	Fredericksburg 6
		Winfield-Mt Union 38 .....	Tri-County, Thornburg 7
	Semifinals:	West Bend-Mallard 51 .....	Van Meter 0
		Winfield-Mt Union 14 .....	Wellsburg-Steamboat Rock 0
	<b>Championship:</b>	<b>West Bend-Mallard 16 .....</b>	<b>(OT) Winfield-Mt Union 15</b>
<b>1995</b>	<b>4-A</b>	First Round:	Sioux City, East 20 .....
			Bishop Heelan, Sioux City 13
			Ames 20 .....
			Ankeny 13
			Dowling Catholic, WDM 21 .....
			WDM, Valley 3
			Newton 21 .....
			Indianola 14
			Iowa City, City High 28 .....
			Ottumwa 7
			Assumption, Davenport 13 .....
			Bettendorf 10
			Iowa City, West 52 .....
			Cedar Falls 0
			Wahlert, Dubuque 20 .....
			Dubuque, Hempstead 13
	Quarterfinals:	Ames 28 .....	Sioux City, East 13
		Dowling Catholic, WDM 34 .....	Newton 32
		Iowa City, City High 12 .....	Assumption, Davenport 7
		Iowa City, West 16 .....	Wahlert, Dubuque 6
	Semifinals:	Dowling Catholic, WDM 35 .....	Ames 34
		Iowa City, West 14 .....	Iowa City, City High 3
	<b>Championship:</b>	<b>Iowa City, West 42 .....</b>	<b>Dowling Catholic, WDM 0</b>
	<b>3-A</b>	First Round:	Spencer 14 .....
			Johnston 10
			Boone 28 .....
			(OT) Algona 26
			Denison-Schleswig 29 .....
			Pella 0
			Harlan Community 28 .....
			Creston 27
			Washington 14 .....
			Camanche 13
			West Delaware, Manchester 12 .....
			West Liberty 0
			South Tama County, Tama 21 .....
			Crestwood, Cresco 7
			Waverly-Shell Rock 35 .....
			New Hampton 14
	Quarterfinals:	Spencer 24 .....	Boone 0
		Harlan Community 10 .....	(OT) Denison-Schleswig 7
		West Delaware, Manchester 24 .....	Washington 10
		South Tama County, Tama 12 .....	Waverly-Shell Rock 0
	Semifinals:	Harlan Community 10 .....	Spencer 7
		West Delaware, Manchester 14 .....	South Tama County, Tama 8
	<b>Championship:</b>	<b>Harlan Community 27 .....</b>	<b>West Delaware, Manchester 7</b>
	<b>2-A</b>	First Round:	West Lyon, Inwood 24 .....
			Sioux Center 14
			Laurens-Marathon 33 .....
			Emmetsburg 7
			Missouri Valley 20 .....
			Logan-Magnolia 14
			North Polk, Alleman 13 .....
			Maple Valley-Anthon-Oto 6
			Sigourney-Keota 29 .....
			Columbus, Columbus Jct 28
			Mount Vernon 20 .....
			Solon 6
			West Hancock, Britt 19 .....
			Iowa Falls 13
			North Fayette, West Union 13 .....
			Aplington-Parkersburg 6
	Quarterfinals:	West Lyon, Inwood 41 .....	Laurens-Marathon 36
		Missouri Valley 32 .....	North Polk, Alleman 7
		Sigourney-Keota 41 .....	Mount Vernon 26
		West Hancock, Britt 20 .....	North Fayette, West Union 0
	Semifinals:	West Lyon, Inwood 19 .....	Missouri Valley 0
		Sigourney-Keota 14 .....	West Hancock, Britt 0
	<b>Championship:</b>	<b>Sigourney-Keota 14 .....</b>	<b>West Lyon, Inwood 10</b>
	<b>1-A</b>	First Round:	Galva-Holstein 15 .....
			(OT) H-M-S, Hartley 14
			Pocahontas Area 28 .....
			North Iowa, Buffalo Center 0
			Denver 35 .....
			North Tama, Traer 6
			Riceville 13 .....
			Lake Mills 6
			Cumberland-Massena 14 .....
			Riverside, Oakland 13
			Madrid 32 .....
			Panorama, Panora 12
			West Branch 20 .....
			Belle Plaine 19
			Pleasantville 30 .....
			Pekin, Packwood 25

Result of Play-off Games Year-to-Year con'd

	Quarterfinals:	Pocahontas Area 24..... Galva-Holstein 0 Denver 26..... Riceville 14 Madrid 44..... Cumberland-Massena 14 Pleasantville 28..... West Branch 22
	Semifinals:	Denver 28..... Pocahontas Area 0 Madrid 30..... Pleasantville 18
	<b>Championship:</b>	<b>Denver 26..... Madrid 24</b>
<b>A</b>	First Round:	Gehlen Catholic, LeMars 28..... West Bend-Mallard 0 I-K-M, Manilla 24..... Sac City 14 Adair-Casey 36..... Van Meter 14 Bedford 51..... Essex 0 North Mahaska, New Sharon 40..... Seymour 0 Lisbon 3..... Winfield-Mt Union 0 Allison-Bristow 7..... West Central, Maynard 6 Wellsburg-Steamboat Rock 21..... North Central, Manly 8
	Quarterfinals:	Gehlen Catholic, LeMars 21..... I-K-M, Manilla 7 Adair-Casey 29..... Bedford 27 North Mahaska, New Sharon 36..... Lisbon 29 Allison-Bristow 6..... Wellsburg-Steamboat Rock 0
	Semifinals:	Gehlen Catholic, LeMars 45..... Adair-Casey 16 North Mahaska, New Sharon 22..... Allison-Bristow 0
	<b>Championship:</b>	<b>Gehlen Catholic, LeMars 22..... North Mahaska, New Sharon 0</b>
<b>1996 4-A</b>	First Round:	Bishop Heelan, Sioux City 45..... Sioux City, East 12 Valley, WDM 10..... Dowling Catholic, WDM 3 Ames 41..... Des Moines, Roosevelt 6 Newton 49..... Linn-Mar, Marion 29 Wahlert, Dubuque 30..... Clinton 0 Iowa City, City High 19..... Iowa City, West 14 Assumption, Davenport 24..... Davenport, West 6 Pleasant Valley 13..... Bettendorf 6
	Quarterfinals:	Bishop Heelan, Sioux City 14..... Valley, WDM 7 Ames 27..... (2 OTs) Newton 24 Iowa City, City High 56..... Wahlert, Dubuque 20 Pleasant Valley 21..... Assumption, Davenport 14
	Semifinals:	Ames 7..... Bishop Heelan, Sioux City 6 Iowa City, City High 38..... Pleasant Valley 6
	<b>Championship:</b>	<b>Iowa City, City High 45..... Ames 22</b>
<b>3-A</b>	First Round:	Central Lyon/George-Little Rock 23..... MOC-Floyd Valley 0 Webster City 7..... Charles City 0 Harlan Community 48..... Carroll 7 Johnston 20..... Lewis Central 17 Grinnell 27..... Mount Pleasant 6 Oskaloosa 30..... Washington 6 Epworth, Western Dubuque 7..... New Hampton 0 Columbus, Waterloo 14..... West Delaware, Manchester 10
	Quarterfinals:	Central Lyon,/George-Little Rock 36..... Webster City 14 Harlan Community 36..... Johnston 7 Oskaloosa 13..... Grinnell 10 Epworth, Western Dubuque 21..... Columbus, Waterloo 13
	Semifinals:	Central Lyon/George-Little Rock 20..... Harlan Community 13 Oskaloosa 20..... Epworth, Western Dubuque 14
	<b>Championship:</b>	<b>Oskaloosa 10..... Central Lyon/George-Little Rock 7</b>
<b>2-A</b>	First Round:	Emmetsburg 24..... West Lyon, Inwood 10 Ogden 40..... Missouri Valley 7 Iowa Falls 36..... Roland-Story, Story City 0 Dallas Center-Grimes 21..... PCM, Monroe 14 Aplington-Parkersburg 8..... Osage 6 North Fayette, West Union 35..... Beckman, Dyersville 33 Columbus, Columbus Jct 46..... Williamsburg 21

Result of Play-off Games Year-to-Year con'd

	Quarterfinals:	Mount Vernon 28 ..... West Branch 12 Emmetsburg 35 ..... Ogden 24 Iowa Falls 44 ..... Dallas Center-Grimes 0 Aplington-Parkersburg 32 ..... North Fayette, West Union 14 Columbus, Columbus Jct 21 ..... Mount Vernon 7
	Semifinals:	Iowa Falls 36 ..... Emmetsburg 20 Aplington-Parkersburg 35 ..... Columbus, Columbus Jct 7
	<b>Championship:</b>	<b>Iowa Falls 20 ..... Aplington-Parkersburg 13</b>
<b>1-A</b>	First Round:	H-M-S, Hartley 42 ..... West Sioux, Hawarden 7 Gehlen Catholic, LeMars 47 ..... Tri-Center, Neola 14 Pleasantville 15 ..... Panorama, Panorama 14 Bedford 42 ..... Mount Ayr 0 Eldora-New Providence 20 ..... BCLUW, Conrad 8 West Hancock, Britt 59 ..... Lake Mills 30 Wapsie Valley, Fairbank 54 ..... Guttenberg 12 North Mahaska, New Sharon 33 ..... Cedar Rapids, LaSalle 14
	Quarterfinals:	Gehlen Catholic, LeMars 43 ..... H-M-S, Hartley 13 Bedford 34 ..... Pleasantville 24 West Hancock, Britt 58 ..... Eldora-New Providence 6 Wapsie Valley, Fairbank 31 ..... North Mahaska, New Sharon 13
	Semifinals:	Gehlen Catholic, LeMars 30 ..... Bedford 0 West Hancock, Britt 28 ..... Wapsie Valley, Fairbank 7
	<b>Championship:</b>	<b>West Hancock, Britt 17 ..... Gehlen Catholic, LeMars 14</b>
<b>A</b>	First Round:	Woodbine 54 ..... Ar-We-Va, Westside 12 Guthrie Center 35 ..... Adair-Casey 8 Van Meter 30 ..... Martensdale-St. Marys 14 Tri-County, Thornburg 29 ..... WACO, Wayland 13 West Central, Maynard 21 ..... Kee, Lansing 12 East Buchanan, Winthrop 15 ..... North Linn, Coggon 0 Northwood-Kensett 22 ..... Greene 20 West Bend-Mallard 30 ..... Madrid 20
	Quarterfinals:	Guthrie Center 26 ..... Woodbine 7 Van Meter 24 ..... Tri-County, Thornburg 7 East Buchanan, Winthrop 21 ..... West Central, Maynard 18 West Bend-Mallard 36 ..... Northwood-Kensett 8
	Semifinals:	Guthrie Center 28 ..... Van Meter 12 West Bend-Mallard 36 ..... East Buchanan, Winthrop 13
	<b>Championship:</b>	<b>Guthrie Center 42 ..... West Bend-Mallard 8</b>
<b>1997 4-A</b>	First Round:	Sioux City, West 16 ..... Bishop Heelan, Sioux City 13 Dowling Catholic, WDM 18 ..... Valley, WDM 6 Ankeny 38 ..... Urbandale 12 Newton 17 ..... Southeast Polk, Runnells 13 Iowa City, City High 21 ..... Iowa City, West 10 Assumption, Davenport 22 ..... Muscatine 6 Cedar Falls 28 ..... Prairie, Cedar Rapids 6 Dubuque, Senior 21 ..... (OT) Wahlert, Dubuque 20
	Quarterfinals:	Sioux City, West 31 ..... Dowling Catholic, WDM 26 Ankeny 45 ..... Newton 28 Iowa City, City High 20 ..... Assumption, Davenport 8 Cedar Falls 28 ..... Dubuque, Senior 0
	Semifinals:	Ankeny 30 ..... Sioux City, West 0 Iowa City, City High 31 ..... Cedar Falls 7
	<b>Championship:</b>	<b>Ankeny 17 ..... Iowa City, City High 14</b>
<b>3-A</b>	First Round:	LeMars 21 ..... Central Lyon/George-Little Rock 14 Harlan Community 21 ..... Lewis Central 16 Pella 6 ..... A-D-M, Adel 0 Grinnell 21 ..... Johnston 0 Washington 40 ..... Davis County, Bloomfield 7 West Delaware, Manchester 21 ..... Epworth, Western Dubuque 14

Result of Play-off Games Year-to-Year con'd

		Decorah 27 .....	Hampton-Dumont 0
		Charles City 35 .....	Crestwood, Cresco 14
Quarterfinals:		Harlan Community 35 .....	LeMars 14
		Pella 14 .....	Grinnell 11
		Washington 55 .....	West Delaware, Manchester 20
		Decorah 36 .....	Charles City 28
Semifinals:		Harlan Community 24 .....	Pella 18
		Decorah 24 .....	Washington 0
<b>Championship:</b>		<b>Harlan Community 14 .....</b>	<b>Decorah 7</b>
<b>2-A</b>	First Round:	Missouri Valley 14 .....	St. Albert, Council Bluffs 3
		Dallas Center-Grimes 25 .....	Ogden 0
		Emmetsburg 47 .....	Osage 7
		Roland-Story, Story City 14 .....	Iowa Falls 0
		Denver 27 .....	Aplington-Parkersburg 22
		Mount Vernon 20 .....	Beckman, Dyersville 14
		Highland-Lone Tree 41 .....	Williamsburg 6
		Columbus, Columbus Jct 14 .....	Mediapolis 0
Quarterfinals:		Dallas Center-Grimes 34 .....	Missouri Valley 3
		Emmetsburg 42 .....	Roland-Story, Story City 19
		Mount Vernon 14 .....	Denver 7
		Highland-Lone Tree 27 .....	Columbus, Columbus Jct 7
Semifinals:		Emmetsburg 28 .....	Dallas Center-Grimes 26
		Highland-Lone Tree 13 .....	Mount Vernon 7
<b>Championship:</b>		<b>Emmetsburg 43 .....</b>	<b>Highland-Lone Tree 6</b>
<b>1-A</b>	First Round:	Bedford 31 .....	Tri-Center, Neola 14
		Pleasantville 35 .....	Southeast Warren, Liberty Center 6
		Pekin, Packwood 33 .....	Belle Plaine 13
		Cedar Rapids, LaSalle 22 .....	Northeast, Goose Lake 20
		H-M-S, Hartley 3 .....	Gehlen Catholic, LeMars 0
		West Hancock 21 .....	Newman Catholic, Mason City 7
		Wapsie Valley, Fairbank 24 .....	Turkey Valley, Jackson Jct 14
		West Marshall, State Center 3 .....	Colo-Nesco 0
Quarterfinals:		Bedford 27 .....	Pleasantville 24
		Pekin, Packwood 40 .....	Cedar Rapids, LaSalle 0
		West Hancock, Britt 19 .....	H-M-S, Hartley 13
		Wapsie Valley, Fairbank 41 .....	West Marshall, State Ctr 20
Semifinals:		Pekin, Packwood 56 .....	Bedford 25
		Wapsie Valley, Fairbank 22 .....	West Hancock, Britt 18
<b>Championship:</b>		<b>Wapsie Valley, Fairbank 40 .....</b>	<b>Pekin, Packwood 15</b>
<b>A</b>	First Round:	Woodbine 30 .....	Adair-Casey 6
		Guthrie Center 12 .....	Van Meter 7
		Madrid 38 .....	West Bend-Mallard 22
		Lakeland, Ruthven 10 .....	Newell-Fonda 6
		H-L-V, Victor 35 .....	Martensdale-St. Marys 15
		Tri-County, Thornburg 27 .....	WACO, Wayland 0
		West Central, Maynard 7 .....	East Buchanan, Winthrop 6
		Greene 21 .....	Northwood-Kensett 13
Quarterfinals:		Woodbine 21 .....	Guthrie Center 6
		Madrid 28 .....	Lakeland, Ruthven 14
		H-L-V, Victor 21 .....	Tri-County, Thornburg 3
		West Central, Maynard 34 .....	Greene 8
Semifinals:		Woodbine 15 .....	Madrid 14
		West Central, Maynard 28 .....	H-L-V, Victor 0
<b>Championship:</b>		<b>West Central, Maynard 29 .....</b>	<b>Woodbine 8</b>
<b>1998 4-A</b>	First Round:	Bettendorf 35 .....	(2 OT) Assumption, Davenport 28
		Cedar Falls 10 .....	Cedar Rapids, Kennedy 7
		Iowa City, City High 42 .....	Burlington 21
		Iowa City, West 29 .....	Newton 7
		Sioux City, North 14 .....	Bishop Heelan, Sioux City 6

Result of Play-off Games Year-to-Year con'd

		Ames 35 .....	Urbandale 7
		Valley, WDM 50 .....	Council Bluffs, Abraham Lincoln 0
		Dowling Catholic, WDM 43 .....	Indianola 7
Quarterfinals:		Bettendorf 44 .....	Cedar Falls 6
		Iowa City, West 21 .....	Iowa City, City High 0
		Ames 7 .....	(OT) Sioux City, North 0
		Dowling Catholic, WDM 10 .....	(OT) Valley, WDM 7
Semifinals:		Iowa City, West 35 .....	Bettendorf 33
		Dowling Catholic, WDM 28 .....	Ames 20
<b>Championship:</b>		<b>Iowa City, West 38 .....</b>	<b>Dowling Catholic, WDM 10</b>
<b>3-A</b>	First Round:	Central Lyon/George-Little Rock 25 .....	LeMars 7
		Clear Lake 40 .....	Humboldt 7
		Harlan Community 48 .....	Carroll 6
		Kuemper, Carroll 25 .....	Boone 8
		Grinnell 41 .....	Mount Pleasant 6
		Chariton 34 .....	Keokuk 8
		Decorah 14 .....	Maquoketa 9
		Crestwood, Cresco 34 .....	(2 OT) West Delaware, Manchester 28
Quarterfinals:		Central Lyon/George-Little Rock 43 .....	Clear Lake 14
		Harlan Community 27 .....	Kuemper, Carroll 0
		Grinnell 20 .....	Chariton 0
		Decorah 33 .....	Crestwood, Cresco 7
Semifinals:		Harlan Community 21 .....	Central Lyon/George-Little Rock 0
		Grinnell 20 .....	Decorah 6
<b>Championship:</b>		<b>Harlan Community 49 .....</b>	<b>Grinnell 7</b>
<b>2-A</b>	First Round:	Sigourney-Keota 48 .....	Mediapolis 7
		Mount Vernon 35 .....	West Liberty 28
		Beckman, Dyersville 3 .....	Center Point-Urbana 0
		Dike-New Hartford 19 .....	Starmont, Arlington 16
		West Lyon, Inwood 35 .....	Emmetsburg 28
		St. Albert, Council Bluffs 34 .....	Missouri Valley 12
		Carlisle 17 .....	Roland-Story, Story City 14
		Iowa Falls 46 .....	Aplington-Parkersburg 15
Quarterfinals:		Sigourney-Keota 41 .....	Mount Vernon 14
		Dike-New Hartford 18 .....	Beckman, Dyersville 15
		West Lyon, Inwood 28 .....	St. Albert, Council Bluffs 0
		Iowa Falls 34 .....	Carlisle 12
Semifinals:		Dike-New Hartford 28 .....	Sigourney-Keota 21
		West Lyon, Inwood 14 .....	Iowa Falls 7
<b>Championship:</b>		<b>West Lyon, Inwood 41 .....</b>	<b>Dike-New Hartford 40</b>
<b>1-A</b>	First Round:	Wapsie Valley, Fairbank 28 .....	East Buchanan, Winthrop 14
		Riceville 13 .....	(OT) Eldora-New Providence 7
		West Marshall, State Center 14 .....	Montezuma 0
		Pekin, Packwood 60 .....	West Branch 7
		Galva-Holstein 17 .....	Hinton 3
		Pocahontas Area 16 .....	Bishop Garrigan, Algona 7
		Southern Cal, Lake City 44 .....	Audubon 23
		Bedford 61 .....	Underwood 6
Quarterfinals:		Wapsie Valley Fairbank 14 .....	Riceville 7
		Pekin, Packwood 39 .....	West Marshall, State Center 6
		Pocahontas Area 14 .....	Galva-Holstein 7
		Bedford 31 .....	Southern Cal, Lake City 30
Semifinals:		Pekin, Packwood 49 .....	Wapsie Valley, Fairbank 14
		Bedford 46 .....	Pocahontas Area 24
<b>Championship:</b>		<b>Pekin, Packwood 55 .....</b>	<b>Bedford 14</b>
<b>A</b>	First Round:	West Central, Maynard 21 .....	Clarksville 7
		Northwood-Kensett 15 .....	Greene 8
		Clay Central-Everly 15 .....	Lakeland, Ruthven 14
		West Bend-Mallard 28 .....	(OT) Manning 26

Result of Play-off Games Year-to-Year con'd

		Madrid 42.....	Southeast Warren, Liberty Ctr. 18
		Lynnville-Sully 20.....	WACO, Wayland 7
		Treynor 14.....	Nishna Valley, Hastings 0
		Lenox 49.....	Stanton 7
Quarterfinals:		Northwood-Kensett 22.....	West Central, Maynard 14
		West Bend-Mallard 14.....	(2 OT) Clay Central-Everly 12
		Madrid 34.....	Lynnville-Sully 22
		Lenox 26.....	Treynor 14
Semifinals:		West Bend-Mallard 14.....	Northwood-Kensett 6
		Madrid 46.....	Lenox 15
<b>Championship:</b>		<b>West Bend-Mallard 30.....</b>	<b>Madrid 24</b>
<b>1999</b>	<b>4-A</b>	<b>First Round:</b>	
		Sioux City, East 17.....	Ames 15
		Cedar Falls 21.....	Newton 14
		Dowling Catholic, WDM 28.....	Urbandale 19
		Valley, WDM, 60.....	Indianola 29
		Cedar Rapids, Kennedy 13.....	(OT) Cedar Rapids, Washington 10
		Iowa City, West 21.....	Iowa City, City 6
		Pleasant Valley 18.....	North Scott, Eldridge 14
		Bettendorf 41.....	Davenport, West 14
Quarterfinals:		Cedar Falls 34.....	Sioux City, East 23
		Valley, WDM 31.....	Dowling Catholic, WDM 8
		Iowa City, West 24.....	Cedar Rapids, Kennedy 17
		Bettendorf 37.....	Pleasant Valley 0
Semifinals:		Cedar Falls 34.....	Valley, WDM 31
		Iowa City, West 21.....	Bettendorf 11
<b>Championship:</b>		<b>Iowa City, West 28.....</b>	<b>(OT) Cedar Falls 21</b>
<b>3-A</b>	<b>First Round:</b>	Central Lyon/George-Little Rock 13.....	LeMars 7
		Clear Lake 28.....	Humboldt 0
		Jefferson-Scranton 21.....	Denison-Schleswig 14
		Harlan Community 24.....	A-D-M, Adel 7
		Washington 56.....	Grinnell 21
		Mount Pleasant 42.....	Pella 20
		New Hampton 42.....	Crestwood, Cresco 7
		Central Clinton, DeWitt 21.....	Marion 0
Quarterfinals:		Central Lyon/George-Little Rock 13.....	Clear Lake 6
		Jefferson-Scranton 6.....	Harlan Community 0
		Mount Pleasant 24.....	Washington 21
		New Hampton 26.....	Central Clinton, DeWitt 7
Semifinals:		Central Lyon/George-Little Rock 10.....	Jefferson-Scranton 8
		New Hampton 25.....	Mount Pleasant 11
<b>Championship:</b>		<b>New Hampton 18.....</b>	<b>Central Lyon/George-Little Rock 7</b>
<b>2-A</b>	<b>First Round:</b>	West Lyon, Inwood 21.....	Emmetsburg 14
		Saint Albert, Council Bluffs 22.....	Sergeant Bluff-Luton 0
		Iowa Falls 18.....	West Hancock, Britt 15
		Roland Story, Story City 17.....	Dallas Center-Grimes 14
		Dike-New Hartford 42.....	Aplington-Parkersburg 20
		Starmont 14.....	Beckman, Dyersville 11
		Center Point-Urbana 20.....	Solon 6
		Sigourney-Keota 48.....	West Burlington 14
Quarterfinal Round:		West Lyon, Inwood 35.....	Saint Albert, Council Bluffs 14
		Iowa Falls 42.....	Roland-Story, Story City 20
		Starmont 28.....	Dike-New Hartford 14
		Sigourney-Keota 21.....	(OT) Center Point-Urbana 20
Semifinals:		West Lyon, Inwood 35.....	Iowa Falls 21
		Starmont 31.....	Sigourney-Keota 16
<b>Championship:</b>		<b>West Lyon, Inwood 44.....</b>	<b>Starmont 7</b>
<b>1-A</b>	<b>First Round:</b>	Southern Cal, Lake City 14.....	Galva-Holstein 7
		Audubon 34.....	Underwood 18
		Bishop Garrigan, Algona 25.....	Lake Mills 13



Result of Play-off Games Year-to-Year con'd

		Postville 26 .....	Riceville 0
		North Tama, Traer 25 .....	Sumner 7
		West Marshall, State Center 16 .....	Hubbard-Radcliffe 0
		Pleasantville 16 .....	Bedford 14
		Winfield-Mount Union 26 .....	Pekin 14
Quarterfinals:		Southern Cal, Lake City 56 .....	Audubon 20
		Bishop Garrigan, Algona 15 .....	Postville 12
		West Marshall, State Center 46 .....	North Tama, Traer 35
		Winfield-Mount Union 41 .....	Pleasantville 28
Semifinals:		Bishop Garrigan, Algona 13 .....	Southern Cal, Lake City 6
		West Marshall, State Center 25 .....	Winfield-Mount Union 6
<b>Championship:</b>		<b>West Marshall, State Center 24 .....</b>	<b>Bishop Garrigan, Algona 15</b>
<b>A</b>	First Round:	West Bend-Mallard 28 .....	(OT) Newell-Fonda 22
		River Valley, Correctionville 27 .....	Manning 7
		Treynor 34 .....	Stanton 23
		Lenox 21 .....	Southeast Warren, Liberty Center 14
		Madrid 36 .....	GMG, Garwin 16
		Northwood-Kensett 27 .....	Rockwell-Swaledale 6
		Lisbon 10 .....	North Linn, Troy Mills 7
		H-L-V, Victor 16 .....	Lynnville-Sully 0
Quarterfinals:		West Bend-Mallard 12 .....	River Valley, Correctionville 9
		Treynor 14 .....	Lenox 0
		Madrid 29 .....	Northwood-Kensett 7
		H-L-V, Victor 39 .....	Lisbon 14
Semifinals:		West Bend-Mallard 36 .....	Treynor 0
		Madrid 40 .....	H-L-V, Victor 12
<b>Championship:</b>		<b>West Bend-Mallard 32 .....</b>	<b>Madrid 29</b>
<b>2000 4A</b>	First Round:	Sioux City, East 21 .....	Bishop Heelan, Sioux City 7
		Dowling Catholic, WDM 47 .....	Ankeny 0
		Newton 28 .....	Ames 12
		Valley, WDM 21 .....	Ottumwa 14
		Cedar Falls 27 .....	Cedar Rapids, Jefferson 14
		Iowa City, City 33 .....	Prairie, Cedar Rapids 12
		Bettendorf 41 .....	North Scott, Eldridge 14
		Assumption, Davenport 42 .....	Pleasant Valley 14
Quarterfinals:		Dowling Catholic, WDM 40 .....	Sioux City East 6
		Valley, WDM 7 .....	Newton 0
		Iowa City, City 24 .....	Cedar Falls 0
		Bettendorf 35 .....	Assumption, Davenport 19
Semifinals:		Dowling Catholic, WDM 45 .....	Valley, WDM 19
		Bettendorf 21 .....	Iowa City, City 0
<b>Championship:</b>		<b>Dowling Catholic, WDM 35 .....</b>	<b>Bettendorf 28</b>
<b>3-A</b>	First Round:	Harlan Community 25 .....	Boyden-Hull/Rock Valley 0
		Denison-Schleswig 48 .....	Cherokee, Washington 0
		Grinnell 41 .....	JSPC, Jefferson 6
		Creston 21 .....	Pella 6
		Waverly-Shell Rock 26 .....	Boone 8
		Clear Lake 20 .....	New Hampton 7
		Mount Pleasant 44 .....	Vinton-Shellsburg 37
		Epworth, Western Dubuque 21 .....	Fairfield 14
Quarterfinals:		Harlan Community 30 .....	(2 OT) Denison-Schleswig 24
		Grinnell 44 .....	Creston 0
		Clear Lake 35 .....	Waverly-Shell Rock 0
		Epworth, Western Dubuque 26 .....	Mount Pleasant 7
Semifinals:		Harlan Community 56 .....	(4 OTs) Grinnell 55
		Clear Lake 35 .....	Epworth, Western Dubuque 14
<b>Championship:</b>		<b>Clear Lake 23 .....</b>	<b>(3 OT) Harlan Community 20</b>
<b>2-A</b>	First Round	Emmetsburg 20 .....	Central Lyon/George-Little Rock 0
		West Hancock, Britt 15 .....	Ballard 6

Result of Play-off Games Year-to-Year con'd

		North Fayette, West Union 43 .....	Starmont, Arlington 22
		Dike-New Hartford 22 .....	Denver 2
		Clarinda 46 .....	Davis County, Bloomfield 6
		Sigourney-Keota 54 .....	West Burlington 8
		Williamsburg 14 .....	West Marshall, State Center 11
		Solon 21 .....	(OT) Mount Vernon 20
Quarterfinals:		Emmetsburg 40 .....	West Hancock, Britt 0
		North Fayette, West Union 28 .....	Dike-New Hartford 7
		Sigourney-Keota 53 .....	Clarinda 32
		Solon 20 .....	Williamsburg 14
Semifinals:		Emmetsburg 37 .....	North Fayette, West Union 12
		Solon 35 .....	Sigourney-Keota 21
<b>Championship:</b>		<b>Emmetsburg 21 .....</b>	<b>Solon 3</b>
<b>1-A</b>	First Round:	West Lyon, Inwood 32 .....	Marcus-Meriden-Cleghorn 0
		Southern Cal,Lake City 28 .....	Bishop Garrigan, Algona 10
		St. Albert, Council Bluffs 21 .....	Underwood 14
		West Central Valley, Stuart 20 .....	Bedford 13
		North Tama, Traer 21 .....	Madrid 6
		Aplington-Parkersburg 35 .....	Newman Catholic, Mason City 6
		Wapsie Valley, Fairbank 34 .....	Bellevue 12
		Iowa Valley, Marengo 32 .....	West Branch 17
Quarterfinals:		Southern Cal, Lake City 36 .....	West Lyon, Inwood 14
		St. Albert, Co. Bluffs 40 .....	West Central Valley, Stuart 7
		Aplington-Parkersburg 22 .....	North Tama, Traer 21
		Iowa Valley, Marengo 28 .....	Wapsie Valley, Fairbank 7
Semifinals:		Southern Cal, Lake City 26 .....	St. Albert, Council Bluffs 15
		Aplington-Parkersburg 25 .....	Iowa Valley, Marengo 0
<b>Championship:</b>		<b>Southern Cal, Lake City 26 .....</b>	<b>Aplington-Parkersburg 8</b>
<b>A</b>	First Round:	IKM, Manilla 21 .....	Galva-Holstein 0
		West Bend-Mallard 12 .....	Alden 7
		Treynor 33 .....	Lenox 0
		Manning 35 .....	Guthrie Center 6
		Hubbard-Radcliffe 40 .....	Rockwell-Swaledale 26
		Northwood-Kensett 33 .....	Clarksville 14
		West Central, Maynard 20 .....	Fredericksburg 13
		English Valleys, North English 17 .....	WACO, Wayland 14
Quarterfinals:		West Bend-Mallard 20 .....	IKM, Manilla 12
		Manning 27 .....	Treynor 0
		Hubbard-Radcliffe 26 .....	Northwood-Kensett 0
		West Central, Maynard 21 .....	English Valleys, No. English 7
Semifinals:		Manning 17 .....	West Bend-Mallard 7
		Hubbard-Radcliffe 38 .....	West Central, Maynard 14
<b>Championship:</b>		<b>Hubbard-Radcliffe 17 .....</b>	<b>Manning 0</b>
<b>8-Player</b>	Semifinals:	Adair-Casey 60 .....	Whiting 20
		Elk Horn-Kimballton 64 .....	Murray 14
<b>Championship:</b>		<b>Adair-Casey 25 .....</b>	<b>Elk Horn-Kimballton 24</b>
<b>2001 4-A</b>	First Round:	Bishop Heelan, Sioux City 24 .....	Sioux City, East 8
		Ottumwa 48 .....	Newton 20
		Ankeny 48 .....	Mason City 7
		Dowling Catholic, WDM 17 .....	Valley, WDM 7
		Cedar Falls 50 .....	Xavier, Cedar Rapids 0
		Iowa City, City High 27 .....	Prairie, Cedar Rapids 12
		Bettendorf 35 .....	Assumption, Davenport 7
		Muscatine 17 .....	Burlington 13
Quarterfinals:		Dowling Catholic, WDM 32 .....	Bishop Heelan, Sioux City 20
		Ankeny 41 .....	Ottumwa 33
		Iowa City, City High 21 .....	(OT) Cedar Falls 14
		Bettendorf 34 .....	Muscatine 0
Semifinals:		Dowling Catholic, WDM 49 .....	Ankeny 10
		Iowa City, City High 41 .....	Bettendorf 7

Result of Play-off Games Year-to-Year con'd

	<b>Championship:</b>	<b>Dowling Catholic, WDM 35</b> .....	<b>Iowa City, City High 15</b>
<b>3-A</b>	First Round:	Harlan Community 42 .....	MOC-Floyd Valley 13
		Denison-Schleswig 19 .....	LeMars 15
		Boone 16 .....	Creston/O-M 3
		Clear Lake 42 .....	JSPC, Jefferson 14
		Waverly-Shell Rock 42 .....	West Delaware, Manchester 21
		Epworth, Western Dubuque 13 .....	(OT) Oelwein 6
		South Tama County 20 .....	Fairfield 10
		Grinnell 34 .....	Mount Pleasant 7
	Quarterfinals:	Harlan Community 21 .....	Denison-Schleswig 7
		Clear Lake 21 .....	Boone 0
		Grinnell 21 .....	South Tama County 6
		Epworth, Western Dubuque 27 .....	Waverly Shell Rock 0
	Semifinals:	Harlan Community 20 .....	Grinnell 13
		Epworth, Western Dubuque 9 .....	Clear Lake 7
	<b>Championship:</b>	<b>Epworth, Western Dubuque 12</b> .....	<b>Harlan Community 9</b>
<b>2-A</b>	First Round:	Emmetsburg 25 .....	Garner-Hayfield 0
		Central Lyon/George-Little Rock 28 .....	Sioux Center 7
		Dike-New Hartford 41 .....	Iowa Falls 14
		West Marshall, State Center 17 .....	PCM, Monroe 0
		Highland-Lone Tree 21 .....	(OT) Mid-Prairie, Wellman 20
		Sigourney-Keota 54 .....	Chariton 7
		Mount Vernon 14 .....	Williamsburg 0
		Maquoketa Valley, Delhi 22 .....	Beckman, Dyersville 21
	Quarterfinals:	Emmetsburg 7 .....	Central Lyon/George-Little Rock 0
		Dike-New Hartford 34 .....	West Marshall, State Center 0
		Sigourney-Keota 34 .....	Highland-Lone Tree 6
		Mount Vernon 35 .....	Maquoketa Valley, Delhi 12
	Semifinals:	Dike-New Hartford 14 .....	Emmetsburg 7
		Sigourney-Keota 28 .....	Mount Vernon 15
	<b>Championship:</b>	<b>Sigourney-Keota 27</b> .....	<b>Dike-New Hartford 14</b>
<b>1-A</b>	First Round:	West Lyon, Inwood 49 .....	Gehlen Catholic, LeMars 20
		Ogden 18 .....	(2 OT) Bishop Garrigan, Algona 12
		Riverside, Oakland 41 .....	(OT) Interstate 35, Truro 40
		St. Albert, Council Bluffs 21 .....	Underwood 7
		North Tama, Traer 42 .....	Madrid 13
		Pekin, Packwood 14 .....	Wapello 0
		Wapsie Valley, Fairbank 17 .....	Edgewood-Colesburg 14
		Aplington-Parkersburg 41 .....	Gladbrook-Reinbeck 7
	Quarterfinals:	Ogden 16 .....	West Lyon 0
		Riverside, Oakland 21 .....	St. Albert, Council Bluffs 7
		Aplington-Parkersburg 34 .....	Wapsie Valley, Fairbank 0
		North Tama, Traer 49 .....	Pekin, Packwood 22
	Semifinals:	Aplington-Parkersburg 42 .....	North Tama, Traer 14
		Ogden 22 .....	Riverside, Oakland 0
	<b>Championship:</b>	<b>Aplington-Parkersburg 14</b> .....	<b>Ogden 12</b>
<b>A</b>	First Round:	Clay Central-Everly 35 .....	Galva-Holstein 8
		Odebolt-Arthur 29 .....	Pomeroy-Palmer 6
		Manning 17 .....	Treynor 14
		Van Meter 41 .....	Lynnville-Sully 14
		Hubbard-Radcliffe 30 .....	East Buchanan, Winthrop 0
		H-L-V, Victor 14 .....	English Valleys, North English 0
		Fredericksburg 10 .....	Postville 7
		Northwood-Kensett 33 .....	Rockwell-Swaledale 6
	Quarterfinals:	Clay Central-Everly 26 .....	Odebolt-Arthur 7
		Manning 49 .....	Van Meter 21
		Hubbard-Radcliffe 44 .....	H-L-V, Victor 26
		Fredericksburg 28 .....	Northwood-Kensett 7
	Semifinals:	Fredericksburg 27 .....	Hubbard-Radcliffe 26

Result of Play-off Games Year-to-Year con'd

	<b>Championship:</b>	Clay Central-Everyly 7 .....	Manning 6
		<b>Fredericksburg 21 .....</b>	<b>Clay Central-Everyly 12</b>
<b>8-Player</b>	Semifinals:	Adair-Casey 73 .....	Lamoni 18
		Aurelia 46 .....	Sentral, Fenton 40
	<b>Championship:</b>	<b>Adair-Casey 54 .....</b>	<b>Aurelia 30</b>
<b>2002 4A</b>	First Round:	Assumption, Davenport 34 .....	Muscatine 15
		Bettendorf 42 .....	Pleasant Valley 7
		Iowa City, West 28 .....	Cedar Rapids, Washington 27
		Dubuque, Hempstead 7 .....	Prairie, Cedar Rapids 3
		Valley, WDM 16 .....	Bishop Heelan, Sioux City 15
		Mason City 31 .....	Des Moines, East 20
		Ankeny 37 .....	Indianola 7
		Newton 42 .....	Ottumwa 14
	Quarterfinals:	Ankeny 9 .....	Newton 0
		Bettendorf 29 .....	Assumption, Davenport 19
		Iowa City, West 20 .....	Dubuque, Hempstead 13
		Valley, WDM 24 .....	Mason City 6
	Semifinals:	Bettendorf 24 .....	Iowa City, West 7
		Valley, WDM 35 .....	Ankeny 14
	<b>Championship:</b>	<b>Valley, WDM 23 .....</b>	<b>Bettendorf 3</b>
<b>3A</b>	First Round:	Harlan Community 24 .....	MOC-Floyd Valley 17
		LeMars 30 .....	Carroll 21
		Atlantic 46 .....	Chariton 0
		Pella 46 .....	Perry 27
		Clear Lake 21 .....	Crestwood, Cresco 14
		Oelwein 18 .....	New Hampton 7
		Oskaloosa 21 .....	South Tama County 7
		Mount Vernon 51 .....	Fairfield 7
	Quarterfinals:	Atlantic 15 .....	Pella 14
		Clear Lake 28 .....	Oelwein 27
		LeMars 24 .....	Harlan Community 21
		Mount Vernon 38 .....	Oskaloosa 0
	Semifinals:	Atlantic 35 .....	LeMars 7
		Mount Vernon 21 .....	Clear Lake 17
	<b>Championship:</b>	<b>Atlantic 27 .....</b>	<b>Mount Vernon 0</b>
<b>2A</b>	First Round:	Central Lyon/George-Little Rock 13 .....	Rock Valley/Boyden-Hull 7
		Emmetsburg 39 .....	Belmond-Klemme 17
		Clarinda 40 .....	Nodaway Valley, Greenfield 14
		Carlisle 24 .....	Eddyville-Blakesburg 18
		Aplington-Parkersburg 41 .....	Roland-Story 7
		North Fayette, West Union 34 .....	Maquoketa Valley, Delhi 6
		Williamsburg 48 .....	Sigourney-Keota 13
		Solon 46 .....	Tipton 15
	Quarterfinals:	Clarinda 41 .....	Carlisle 13
		Emmetsburg 32 .....	Central Lyon/George-Little Rock 28
		North Fayette, West Union 33 .....	Aplington-Parkersburg 13
		Williamsburg 41 .....	Solon 2
	Semifinals:	Emmetsburg 27 .....	Clarinda 7
		Williamsburg 42 .....	North Fayette, West Union 7
	<b>Championship:</b>	<b>Emmetsburg 35 .....</b>	<b>Williamsburg 32</b>
<b>1A</b>	First Round:	Akron-Westfield 13 .....	Laurens-Marthon/ACT 6
		Galva-Holstein 21 .....	Manson-Northwest Webster 14
		Underwood 42 .....	Logan-Magnolia 15
		St. Albert, Council Bluffs 40 .....	Interstate 35, Truro 20
		West Hancock, Britt 27 .....	Eldora-New Providence 14
		Pekin 37 .....	Pleasantville 7
		Dike-New Hartford 14 .....	Turkey Valley, Jackson Jct. 6
		Montezuma 14 .....	West Branch 10

Result of Play-off Games Year-to-Year con'd

	Quarterfinals:	Akron-Westfield 39 .....	Galva-Holstein 21
		Dike-New Hartford 29 .....	West Hancock, Britt 21
		Pekin 37 .....	Montezuma 28
		Underwood 21 .....	St. Albert, Council Bluffs 14
	Semifinals:	Dike-New Hartford 14 .....	Pekin 7
		Akron-Westfield 31 .....	Underwood 30
	<b>Championship:</b>	<b>Akron-Westfield 31 .....</b>	<b>Dike-New Hartford 7</b>
<b>A</b>	First Round:	Lakeland, Ruthven 28 .....	Graettinger 6
		West Bend-Mallard 22 .....	Hinton 15
		Manning 55 .....	Madrid 14
		Treynor 30 .....	Van Meter 28
		Fredericksburg 26 .....	Greene 6
		Valley Community, Elgin 14 .....	North Tama, Traer 0
		Iowa Valley, Marengo 20 .....	East Buchanan, Winthrop 8
		Lisbon 28 .....	H-L-V, Victor 6
	Quarterfinals:	Fredericksburg 26 .....	Valley Community, Elgin 0
		Iowa Valley, Marengo 28 .....	Lisbon 7
		Manning 17 .....	Treynor 6
		West Bend-Mallard 22 .....	Lakeland, Ruthven 14
	Semifinals:	Fredericksburg 25 .....	Iowa Valley, Marengo 15
		Manning 31 .....	West Bend-Mallard 8
	<b>Championship:</b>	<b>Manning 52 .....</b>	<b>Fredericksburg 0</b>
	<b>8-Player First Round:</b>	Sentral, Fenton 38 .....	Aurelia 6
		Adair-Casey 38 .....	Twin River Valley, Bode 20
		Farragut 52 .....	Stanton 2
		Twin Cedars, Bussey 42 .....	Melcher-Dallas 20
	Semifinals:	Sentral, Fenton 46 .....	(2 OTs) Adair Casey 43
		Farragut 72 .....	Twin Cedars, Bussey 46
	<b>Championship:</b>	<b>Sentral, Fenton 44 .....</b>	<b>Farragut 34</b>
<b>2003</b>	<b>4A</b>	First Round:	Bishop Heelan, Sioux City 10 .....
			Ames 7
			Valley, WDM 49 .....
			Johnston 7
			Ankeny 52 .....
			Des Moines East 33
			Ottumwa 49 .....
			Newton 13
			Cedar Rapids Washington 34 .....
			Xavier, Cedar Rapids 16
			Iowa City West 18 .....
			Iowa City High 14
			Muscatine 24 .....
			Pleasant Valley 3
			Bettendorf 42 .....
			Dubuque Hempstead 21
	Quarterfinals:	Valley, WDM 38 .....	Bishop Heelan, Sioux City 7
		Ankeny 36 .....	Ottumwa 14
		Cedar Rapids Washington 30 .....	Iowa City West 12
		Muscatine 10 .....	Bettendorf 3
	Semifinals:	Valley, WDM 42 .....	Ankeny 14
		Cedar Rapids Washington 29 .....	Muscatine 7
	<b>Championship:</b>	<b>Valley, WDM 17 .....</b>	<b>Cedar Rapids Washington 7</b>
	<b>3A</b>	First Round:	Clear Lake 10 .....
			Charles City 7
			LeMars 40 .....
			Estherville-Lincoln Central 14
			Creston 28 .....
			Carroll 20
			Harlan Community 35 .....
			Dallas Center-Grimes 14
			Pella 41 .....
			Oskaloosa 7
			Chariton 31 .....
			Keokuk 0
			Mount Vernon 27 .....
			Decorah-North Winneshiek 21
			Central Clinton, De Witt 28 .....
			Waukon 27
	Quarterfinals:	LeMars 28 .....	Clear Lake 14
		Harlan Community 63 .....	Creston 22
		Pella 21 .....	Chariton 7
		Mount Vernon 20 .....	Central Clinton, De Witt 14
	Semifinals:	Harlan Community 62 .....	LeMars 21
		Mount Vernon 35 .....	Pella 14
	<b>Championship</b>	<b>Harlan Community 38 .....</b>	<b>Mount Vernon 35</b>

Result of Play-off Games Year-to-Year con'd

<b>2A</b>	First Round:	Emmetsburg 45 .....	Boyden-Hull/Rock Valley 7	
		Sergeant Bluff-Luton 46 .....	Missouri Valley 13	
		Clarinda 42 .....	Carlisle 17	
		Eddyville-Blakesburg 25 .....	(2 OT) PCM, Monroe 19	
		Aplington-Parkersburg 40 .....	South Winneshiek, Calmar 0	
		Center Point-Urbana 21 .....	Jesup 14	
		Solon 42 .....	Williamsburg 10	
		Sigourney-Keota 18 .....	Tipton 0	
		Quarterfinals:	Clarinda 59 .....	Eddyville-Blakesburg 7
			Emmetsburg 55 .....	Sergeant Bluff-Luton 14
Aplington-Parkersburg 28 .....	Center Point-Urbana 7			
Semifinals:	Solon 28 .....	Sigourney-Keota 0		
	Emmetsburg 24 .....	Clarinda 14		
<b>Championship:</b>	Solon 42 .....	Aplington-Parkersburg 21		
	<b>Emmetsburg 24 .....</b>	<b>Solon 21</b>		
<b>1A</b>	First Round:	BCLUW, Conrad 12 .....	Colfax-Mingo 7	
		West Branch 14 .....	Northeast, Goose Lake 2	
		Eldora-New Providence 33 .....	West Hancock, Britt 0	
		Saint Ansgar 15 .....	(OT) Newman Catholic, Mason City 14	
		West Lyon, Inwood 28 .....	Marcus-Meriden-Cleghorn 7	
		Galva-Holstein 14 .....	South Hamilton, Jewell 0	
		St. Albert, Council Bluffs 10 .....	(OT) Bedford 7	
		Interstate 35, Truro 28 .....	Pekin 27	
		Quarterfinals:	West Branch 24 .....	BCLUW, Conrad 0
			Eldora-New Providence 25 .....	Saint Ansgar 7
West Lyon, Inwood 22 .....	Galva-Holstein 13			
Semifinals:	St. Albert, Council Bluffs 26 .....	Interstate 35, Truro 24		
	Eldora-New Providence 41 .....	West Branch 7		
<b>Championship</b>	St. Albert, Council Bluffs 28 .....	(OT) West Lyon, Inwood 27		
	<b>Eldora-New Providence 32 .....</b>	<b>St. Albert, Council Bluffs 22</b>		
<b>A</b>	First Round:	Martensdale-St. Marys 56 .....	Lynnville-Sully 28	
		North Mahaska, New Sharon 28 .....	North Tama, Traer 14	
		Madrid 29 .....	(OT) West Bend-Mallard 28	
		Northwood-Kensett 27 .....	Hubbard-Radcliffe 6	
		Treynor 37 .....	Schaller-Crestland 0	
		Newell-Fonda 27 .....	Manning 6	
		Sumner 24 .....	East Buchanan, Winthrop 7	
		Valley Community, Elgin 48 .....	Preston 6	
		Quarterfinals:	Martensdale-St. Marys 39 .....	North Mahaska, New Sharon 31
			Madrid 38 .....	Northwood-Kensett 19
Treynor 17 .....	Newell-Fonda 0			
Semifinals:	Valley Community, Elgin 38 .....	Sumner 0		
	Madrid 47 .....	Martensdale-St. Marys 31		
<b>Championship:</b>	Treynor 17 .....	Valley Community, Elgin 12		
	<b>Treynor 42 .....</b>	<b>Madrid 15</b>		
<b>8-Player</b>	Quarterfinals:	Sentral, Fenton 32 .....	Sioux Central, Sioux Rapids 0	
		Aurelia 40 .....	St. Mary's, Remsen 14	
		Stanton 42 .....	(OT) Malvern 34	
		Adair-Casey 60 .....	Twin Cedars, Bussey 28	
		Semifinals:	Sentral, Fenton 44 .....	Aurelia 29
<b>Championship:</b>	Adair-Casey 80 .....	Stanton 26		
	<b>Sentral, Fenton 28 .....</b>	<b>Adair-Casey 20</b>		
<b>2004 4A</b>	First Round:	Bishop Heelan, Sioux City 48 .....	Council Bluffs Abraham Lincoln 21	
		Ankeny 42 .....	Dowling Catholic, WDM 38	
		Valley, WDM 49 .....	Des Moines East 14	
		Southeast Polk 18 .....	Ottumwa 7	
		Cedar Falls 17 .....	Wahlert, Dubuque 7	
		Iowa City, City 24 .....	Prairie, Cedar Rapids 3	
		Assumption, Davenport 38 .....	Muscatine 3	

Result of Play-off Games Year-to-Year con'd

	Quarterfinals:	Bettendorf 21 .....	Pleasant Valley 6
		Ankeny 28 .....	Bishop Heelan, Sioux City 7
		Valley, WDM 10 .....	Southeast Polk 7
		Iowa City, City 14 .....	Cedar Falls 9
	Semifinals:	Bettendorf 31 .....	Assumption, Davenport 7
		Valley, WDM 49 .....	Ankeny 10
		Bettendorf 34 .....	Iowa City, City 17
	<b>Championship:</b>	<b>Bettendorf 34 .....</b>	<b>Valley, WDM 22</b>
<b>3A</b>	First Round:	Harlan Community 52 .....	MOC-Floyd Valley 43
		Denison-Schleswig 24 .....	Algona 14
		Clear Lake 14 .....	Winterset 0
		Waukee 34 .....	Boone 20
		Chariton 43 .....	Pella 6
		Fairfield 30 .....	Benton Community, Van Horne 16
		Decorah-North Winneshiek 45 .....	Anamosa 14
		New Hampton 17 .....	Marion 14
	Quarterfinals:	Harlan Community 35 .....	Denison-Schleswig 0
		Waukee 33 .....	Clear Lake 15
		Fairfield 17 .....	Chariton 6
		Decorah-North Winneshiek 24 .....	New Hampton 6
	Semifinals:	Harlan Community 51 .....	Waukee 17
		Decorah-North Winneshiek 42 .....	Fairfield 14
	<b>Championship:</b>	<b>Harlan Community 42 .....</b>	<b>Decorah-North Winneshiek 7</b>
<b>2A</b>	First Round:	West Lyon, Inwood 20 .....	Central Lyon/George-Little Rock 6
		Emmetsburg 20 .....	St. Edmond, Fort Dodge 7
		Clarinda 27 .....	Kuemper Catholic, Carroll 7
		Gilbert 24 .....	Roland-Story 7
		Sigourney-Keota 28 .....	Wilton 14
		Mid-Prairie, Wellman 33 .....	West Burlington-Notre Dame 7
		North Fayette, West Union 30 .....	Center Point-Urbana 14
		Columbus Catholic, Waterloo 17 .....	Maquoketa Valley, Delhi 9
	Quarterfinals:	West Lyon, Inwood 14 .....	Emmetsburg 7
		Gilbert 35 .....	Clarinda 21
		Sigourney-Keota 33 .....	Mid-Prairie, Wellman 21
		Columbus Catholic, Waterloo 38 .....	North Fayette, West Union 14
	Semifinals:	Columbus Catholic, Waterloo 31 .....	Sigourney-Keota 21
		Gilbert 28 .....	(OT) West Lyon, Inwood 27
	<b>Championship:</b>	<b>Columbus Catholic, Waterloo 41 .....</b>	<b>Gilbert 0</b>
<b>1A</b>	First Round:	Bishop Garrigan, Algona 16 .....	Turkey Valley, Jackson Jct. 8
		Gladbrook-Reinbeck 13 .....	Saint Ansgar 9
		Regina, Iowa City 13 .....	Starmont, Arlington 12
		West Branch 38 .....	Clayton Ridge, Guttenberg 7
		Underwood 15 .....	Marcus-Meriden-Cleghorn 6
		St. Albert, Council Bluffs 35 .....	Akron-Westfield 0
		Central Decatur, Leon 52 .....	West Marshall, State Center 35
		AGWSR, Ackley 33 .....	Interstate 35, Truro 7
	Quarterfinals:	Gladbrook-Reinbeck 31 .....	Bishop Garrigan, Algona 30
		Regina, Iowa City 23 .....	West Branch 7
		St. Albert, Council Bluffs 45 .....	Underwood 14
		AGWSR, Ackley 49 .....	Central Decatur, Leon 18
	Semifinals:	Gladbrook-Reinbeck 28 .....	Regina, Iowa City 14
		St. Albert, Council Bluffs 36 .....	AGWSR, Ackley 21
	<b>Championship:</b>	<b>St. Albert, Council Bluffs 10 .....</b>	<b>Gladbrook-Reinbeck 3</b>
<b>A</b>	First Round:	Northwood-Kensett 28 .....	Postville 0
		Valley Community, Elgin 13 .....	Riceville 10
		North Mahaska, New Sharon 31 .....	East Buchanan, Winthrop 19
		WACO, Wayland 33 .....	Lisbon 6
		West Bend-Mallard 38 .....	Gehlen Catholic, LeMars 6
		Galva-Holstein 59 .....	Southeast Webster. Burnside 0

Result of Play-off Games Year-to-Year con'd

		Madrid 41 .....	Woodbine 14
		Guthrie Center 62 .....	Earlham 13
Quarterfinals:		Northwood-Kensett 14 .....	Valley Community, Elgin 6
		North Mahaska, New Sharon 48 .....	WACO, Wayland 14
		West Bend-Mallard 20 .....	Galva-Holstein 8
		Madrid 28 .....	Guthrie Center 19
Semifinals:		North Mahaska, New Sharon 21 .....	Northwood-Kensett 17
		West Bend-Mallard 39 .....	Madrid 6
<b>Championship:</b>		West Bend-Mallard 40 .....	North Mahaska, New Sharon 7
<b>8-player</b>	Quarterfinals:	St. Mary's, Remsen 24 .....	Glidden-Ralston 8
		Twin River Valley, Bode 40 .....	(3 OT) Northeast Hamilton, Blairsburg 37
		Walnut 51 .....	Farragut 44
		Adair-Casey 60 .....	Twin Cedars, Bussey 32
Semifinals:		St. Mary's Remsen 42 .....	Twin River Valley, Bode 14
		Adair-Casey 42 .....	Walnut 29
<b>Championship:</b>		<b>St. Mary's, Remsen 56 .....</b>	<b>Adair-Casey 8</b>
<b>2005</b>	<b>4-A</b>	First Round:	Ankeny 35 .....
			Des Moines Lincoln 14
			Dowling Catholic, WDM 31 .....
			Ames 24
			Bishop Heelan, Sioux City 37 .....
			Sioux City East 0
			Valley, WDM 45 .....
			Fort Dodge 18
			Assumption, Davenport 24 .....
			North Scott, Eldridge 7
			Iowa City, City 17 .....
			Bettendorf 13
			Cedar Rapids Kennedy 27 .....
			(OT) Prairie, Cedar Rapids 26
Quarterfinals:			Cedar Falls 51 .....
			Cedar Rapids Washington 7
			Assumption, Davenport 23 .....
			Iowa City, City 6
			Cedar Falls 52 .....
			Cedar Rapids Kennedy 20
			Dowling Catholic, WDM 35 .....
			Ankeny 14
			Valley, WDM 30 .....
			Bishop Heelan, Sioux City 17
Semifinals:			Valley, WDM 20 .....
			Dowling Catholic, WDM 17
			Cedar Falls 31 .....
			Assumption, Davenport 21
<b>Championship:</b>		<b>Valley, WDM 24 .....</b>	<b>Cedar Falls 21</b>
<b>3-A</b>	First Round:	Waukee 28 .....	Creston/Orient-Macksburg 14
		Harlan Community 23 .....	Winterset 13
		LeMars 31 .....	Humboldt 7
		Clear Lake 17 .....	Boone 0
		Decorah 34 .....	Mount Vernon 7
		West Delaware, Manchester 31 .....	New Hampton 18
		Grinnell 28 .....	Washington 20
		Williamsburg 33 .....	(OT) Oskaloosa 27
Quarterfinals:		Harlan Community 48 .....	Waukee 17
		LeMars 7 .....	Clear Lake 3
		Williamsburg 24 .....	Grinnell 14
		West Delaware, Manchester 29 .....	Decorah 27
Semifinals:		Harlan Community 35 .....	LeMars 21
		West Delaware, Manchester 34 .....	Williamsburg 27
<b>Championship:</b>		<b>Harlan Community 34 .....</b>	<b>West Delaware, Manchester 13</b>
<b>2-A</b>	First Round:	Clarinda 17 .....	Kuemper Catholic, Carroll 16
		PCM, Monroe 26 .....	North Polk, Alleman 22
		Mid-Prairie, Wellman 28 .....	Wilton 13
		Sigourney-Keota 49 .....	Albia 0
		Solon 38 .....	Clarion-Goldfield 19
		North Fayette, West Union 49 .....	Center Point-Urbana 26
		St. Edmond, Fort Dodge 28 .....	Emmetsburg 16
		Sheldon 16 .....	West Lyon, Inwood 0
Quarterfinals:		North Fayette, West Union 26 .....	Solon 21
		Sigourney-Keota 49 .....	Mid-Prairie, Wellman 14
		Sheldon 14 .....	St. Edmond, Fort Dodge 7
		PCM, Monroe 35 .....	Clarinda 18
Semifinals:		Sigourney-Keota 34 .....	North Fayette, West Union 20



Result of Play-off Games Year-to-Year con'd

	<b>Championship:</b>	Sheldon 41 ..... PCM, Monroe 20 <b>Sigourney-Keota 27 ..... Sheldon 24</b>
<b>1-A</b>	First Round:	Bishop Garrigan, Algona 22 ..... AGWSR, Ackley 14 Pocahontas Area 18 ..... Sioux Central, Sioux Rapids 7 Pleasantville 23 ..... Mount Ayr 6 St. Albert, Council Bluffs 27 ..... (OT) Logan-Magnolia 20 Regina, Iowa City 14 ..... Starmont, Arlington 0 West Branch 28 ..... Tipton 0 Dike-New Hartford 30 ..... Eldora-New Providence 6 Gladbrook-Reinbeck 34 ..... Aplington-Parkersburg 21
	Quarterfinals:	Bishop Garrigan, Algona 21 ..... Pocahontas Area 6 Dike-New Hartford 21 ..... Gladbrook-Reinbeck 0 Regina, Iowa City 21 ..... West Branch 0 St. Albert, Council Bluffs 28 ..... Pleasantville 20
	Semifinals:	Regina, Iowa City 10 ..... Dike-New Hartford 7 Bishop Garrigan, Algona 13 ..... St. Albert, Council Bluffs 0
	<b>Championship:</b>	<b>Regina, Iowa City 19, ..... Bishop Garrigan, Algona 8</b>
<b>A</b>	First Round:	A-H-S-T, Avoca 37 ..... Martensdale-St. Marys 0 Madrid 56 ..... Guthrie Center 20 Newell-Fonda 35 ..... (OT) Gehlen Catholic, LeMars 34 West Bend-Mallard 39 ..... Galva-Holstein 0 Valley Community, Elgin 23 ..... Riceville 20 West Hancock, Britt 35 ..... Postville 0 North Mahaska, New Sharon 56 ..... WACO, Wayland 6 Lisbon 46 ..... Edgewood-Colesburg 25
	Quarterfinals:	A-H-S-T, Avoca 35 ..... Madrid 29 North Mahaska, New Sharon 55 ..... Lisbon 16 Valley Community, Elgin 21 ..... West Hancock, Britt 6 West Bend-Mallard 34 ..... Newell-Fonda 21
	Semifinals:	North Mahaska, New Sharon 35 ..... Valley Community, Elgin 7 West Bend-Mallard 37 ..... A-H-S-T, Avoca 34
	<b>Championship:</b>	<b>North Mahaska, New Sharon 21 ..... West Bend-Mallard 6</b>
<b>8-Player</b>	Quarterfinals:	Essex 48 ..... Walnut 40 Glidden-Ralston 39 ..... Whiting 12 Lenox 50 ..... Melcher-Dallas 12 Northeast Hamilton, Blairsburg 40 ..... North Kossuth, Swea City 36
	Semifinals:	Lenox 56 ..... Essex 6 Glidden-Ralston 41 ..... Northeast Hamilton, Blairsburg 6
	<b>Championship:</b>	<b>Glidden-Ralston 35 ..... Lenox 26</b>
<b>2006 4A</b>	First Round:	Sioux City East 21 ..... Dowling Catholic, WDM 14 Valley, WDM 40 ..... Des Moines Lincoln 20 Ankeny 38 ..... Newton 21 Southeast Polk 42 ..... Ottumwa 21 Cedar Falls 10 ..... Cedar Rapids Kennedy 7 Xavier, Cedar Rapids 35 ..... Prairie, Cedar Rapids 14 Iowa City, City 28 ..... North Scott, Eldridge 7 Bettendorf 39 ..... Muscatine 13
	Quarterfinals:	Valley, WDM 31 ..... Sioux City East 3 Southeast Polk 23 ..... (OT) Ankeny 20 Xavier, Cedar Falls 28 ..... Cedar Falls 7 Bettendorf 22 ..... Iowa City, City 12
	Semifinals:	Southeast Polk 27 ..... Valley, WDM 14 Xavier, Cedar Rapids 21 ..... Bettendorf 14
	<b>Championship:</b>	<b>Xavier, Cedar Rapids 21 ..... Southeast Polk 6</b>
<b>3A</b>	First Round:	Harlan Community 42 ..... Spencer 14 LeMars 28 ..... Carroll 20 Humboldt 48 ..... ADM, Adel 7 Chariton 7 ..... Ballard 0

Result of Play-off Games Year-to-Year con'd

		Clear Lake 35 .....	Mount Vernon 0
		Waukon 36 .....	Marion 22
		Grinnell 21 .....	Keokuk 14
		Washington 24 .....	Williamsburg 23
Quarterfinals:		LeMars 20 .....	Harlan Community 14
		Humboldt 24 .....	Chariton 7
		Clear Lake 21 .....	Waukon 7
		Grinnell 20 .....	Washington 0
Semifinals:		Humboldt 20 .....	(OT) LeMars 14
		Clear Lake 32 .....	Grinnell 13
<b>Championship:</b>		<b>Humboldt 27 .....</b>	<b>Clear Lake 9</b>
<b>2A</b>	First Round:	Estherville-Lincoln Central 54 .....	Cherokee, Washington 28
		Central Lyon/George-Little Rock 42 .....	Emmetsburg 7
		Hampton-Dumont 21 .....	Kuemper Catholic, Carroll 6
		JSPC, Jefferson 13 .....	Gilbert 7
		North Fayette, West Union 53 .....	Beckman, Dyersville 13
		Solon 42 .....	Sumner-Fredericksburg 7
		Mid-Prairie, Wellman 34 .....	Wilton 6
		PCM, Monroe 36 .....	Durant 6
Quarterfinals:		Central Lyon/George-L.Rock 20 .....	Estherville-Lincoln Central 14
		JSPC, Jefferson 42 .....	Hampton-Dumont 28
		Solon 15 .....	North Fayette, West Union 7
		PCM, Monroe 13 .....	Mid-Prairie, Wellman 7
Semifinals:		Central Lyon/George-Little Rock 27 .....	JSPC, Jefferson 7
		Solon 42 .....	PCM, Monroe 12
<b>Championship:</b>		<b>Central Lyon/George-Little Rock 16 .....</b>	<b>Solon 7</b>
<b>1A</b>	First Round:	West Lyon, Inwood 21 .....	West Sioux, Hawarden 14
		Southern Cal, Lake City 14 .....	Saint Edmond, Fort Dodge 0
		St. Albert, Council Bluffs 35 .....	Logan-Magnolia 0
		Mount Ayr 3 .....	North Polk, Alleman 0
		Edgewood-Colesburg 34 .....	Lake Mills 22
		Saint Ansgar 30 .....	Clayton Ridge, Guttenberg 0
		Montezuma 42 .....	Aplington-Parkersburg 20
		Dike-New Hartford 21 .....	Regina, Iowa City 14
Quarterfinals:		Southern Cal, Lake City 14 .....	West Lyon, Inwood 13
		St. Albert, Council Bluffs 35 .....	Mount Ayr 0
		Saint Ansgar 43 .....	Edgewood-Colesburg 14
		Montezuma 28 .....	Dike-New Hartford 14
Semifinals:		St. Albert, Council Bluffs 21 .....	Southern Cal, Lake City 14
		Montezuma 14 .....	Saint Ansgar 0
<b>Championship:</b>		<b>St. Albert, Council Bluffs 21 .....</b>	<b>Montezuma 14</b>
<b>A</b>	First Round:	I-K-M, Manilla 49 .....	Woodbury Central, Merville 14
		Manning 28 .....	Galva-Holstein 7
		West Hancock, Britt 21 .....	Alta 7
		Newell-Fonda 12 .....	Bishop Garrigan, Algona 6
		Postville 9 .....	North Tama, Traer 7
		Wapsie Valley, Fairbank 20 .....	Lisbon 0
		H-L-V, Victor 25 .....	Earlham 23
		Southeast Warren, Liberty Center 15 .....	WACO, Wayland 12
Quarterfinals:		I-K-M, Manilla 28 .....	Manning 26
		West Hancock, Britt 21 .....	Newell-Fonda 14
		Wapsie Valley, Fairbank 19 .....	Postville 14
		H-L-V, Victor 14 .....	Southeast Warren, Liberty Center 0
Semifinals:		I-K-M, Manilla 14 .....	West Hancock, Britt 6
		Wapsie Valley, Fairbank 43 .....	H-L-V, Victor 14
<b>Championship:</b>		<b>I-K-M, Manilla 33 .....</b>	<b>Wapsie Valley, Fairbank 13</b>
<b>8-Player</b>	First Round:	St. Mary's, Remsen 37 .....	Ar-We-Va, Westside 27
		Glidden-Ralston 49 .....	Aurelia 34
		Northeast Hamilton, Blairsburg 35 .....	Armstrong-Ringsted 13

Result of Play-off Games Year-to-Year con'd

		Janesville 50 .....	North Kossuth, Swea City 22
		Essex 50 .....	Stanton 34
		Adair-Casey 54 .....	Sidney 36
		Tri-County, Thornburg 65 .....	Martensdale-St. Marys 14
		Lenox 53 .....	Melcher-Dallas 12
	Quarterfinals:	St. Mary's, Remsen 40 .....	Glidden-Ralston 16
		Northeast Hamilton, Blairsburg 37 .....	Janesville 36
		Essex 32 .....	Adair-Casey 10
		Tri-County, Thornburg 20 .....	Lenox 18
	Semifinals:	Northeast Hamilton, Blairsburg 27 .....	St. Mary's, Remsen 21
		Essex 42 .....	Tri-County, Thornburg 0
	<b>Championship:</b>	<b>Northeast Hamilton, Blairsburg 24 .....</b>	<b>Essex 6</b>
<b>2007</b>	<b>4-A</b>	First Round:	Assumption, Davenport 34 .....
			Muscatine 14
			Bettendorf 35 .....
			Iowa City, City High 28
			Cedar Rapids Washington 34 .....
			Cedar Rapids Kennedy 28
			Cedar Falls 21 .....
			Xavier, Cedar Rapids 17
			Southeast Polk 35 .....
			Des Moines East 0
			Ankeny 56 .....
			Waukee 7
			Newton 42 .....
			Marshalltown 28
			Valley, WDM 24 .....
			Sioux City North 0
	Quarterfinals:	Bettendorf 35 .....	Assumption, Davenport 14
		Cedar Falls 35 .....	Cedar Rapids Washington 13
		Ankeny 52 .....	Southeast Polk 14
		Valley, WDM 16 .....	Newton 0
	Semifinals:	Bettendorf 6 .....	(OT) Cedar Falls 3
		Ankeny 14 .....	Valley, WDM 7
	<b>Championship:</b>	<b>Bettendorf 21 .....</b>	<b>Ankeny 16</b>
	<b>3-A</b>	First Round:	Bishop Heelan Catholic, Sioux City 45 .....
			Carroll 7
			Harlan Community 48 .....
			Le Mars 7
			Pella 29 .....
			Boone 27
			Carlisle 31 .....
			Dallas Center-Grimes 13
			Keokuk 37 .....
			Marion 25
			Central Clinton, De Witt 69 .....
			Fairfield 41
			South Tama County, Tama 21 .....
			Clear Lake 19
			Waverly-Shell Rock 10 .....
			Benton Community, Van Horne 7
	Quarterfinals:	Bishop Heelan Catholic, Sioux City 21 .....	Harlan Community 17
		Carlisle 52 .....	Pella 17
		Keokuk 41 .....	Central Clinton, De Witt 7
		South Tama County, Tama 49 .....	Waverly-Shell Rock 28
	Semifinals:	Bishop Heelan Catholic, Sioux City 26 .....	Carlisle 21
		Keokuk 28 .....	South Tama County, Tama 14
	<b>Championship:</b>	<b>Keokuk 42 .....</b>	<b>Bishop Heelan Catholic, Sioux City 7</b>
	<b>2-A</b>	First Round:	Central Lyon/George-Little Rock 11 .....
			Eagle Grove 7
			Estherville-Lincoln Central 35 .....
			Boyden-Hull/Rock Valley 7
			Hampton-Dumont 14 .....
			JSPC, Jefferson 0
			Kuemper Catholic, Carroll 21 .....
			Roland-Story 14
			Solon 41 .....
			Mediapolis 0
			Tipton 21 .....
			Wilton 20
			Collins-Maxwell-Baxter 28 .....
			Columbus Catholic, Waterloo 7
			North Fayette, West Union 39 .....
			Sigourney-Keota 6
	Quarterfinals:	Central Lyon/George-Little Rock 20 .....	(OT) Estherville-Lincoln Central 14
		Kuemper Catholic, Carroll 21 .....	Hampton-Dumont 14
		Solon 42 .....	Tipton 14'
		North Fayette, West Union 28 .....	Collins-Maxwell-Baxter 14
	Semifinals:	Central Lyon/George-Little Rock 35 .....	Kuemper Catholic, Carroll 0
		Solon 28 .....	North Fayette, West Union 7
	<b>Championship:</b>	<b>Solon 24 .....</b>	<b>Central Lyon/George-Little Rock 7</b>
	<b>1-A</b>	First Round:	West Lyon, Inwood 14 .....
			Logan-Magnolia 13
			St. Albert, Council Bluffs 44 .....
			Hinton 14

Results of Play-off Games Year-to-Year cont'd

	Newman Catholic, Mason City 38 .....	Aplington-Parkersburg 13
	Starmont, Arlington 20 .....	Saint Ansgar 15
	Northeast, Goose Lake 7 .....	Pekin 6
	Regina, Iowa City 45 .....	Bellevue 0
	South Hamilton, Jewell 28 .....	North Polk 14
	Southern Cal, Lake City 17 .....	Pleasantville 14
Quarterfinals:	St. Albert, Council Bluffs 19 .....	West Lyon, Inwood 12
	Newman Catholic, Mason City 27 .....	Starmont, Arlington 8
	Southern Cal, Lake City 27 .....	South Hamilton, Jewell 14
	Regina, Iowa City 16, .....	Northeast, Goose Lake 6
Semifinals:	St. Albert, Council Bluffs 28 .....	Southern Cal, Lake City 2
	Regina, Iowa City 10 .....	Newman Catholic, Mason City 6
<b>Championship:</b>	<b>St. Albert, Council Bluffs 7 .....</b>	<b>Regina, Iowa City 6</b>

<b>A</b>	First Round:	A-H-S-T, Avoca 48 .....	Woodbury Central, Merville 8
		Lawton-Bronson 18 .....	Manning 13
		West Hancock, Britt 21 .....	(OT) Alta 20
		Bishop Garrigan, Algona 40 .....	Newell-Fonda 13
		Wapsie Valley, Fairbank 41 .....	North Tama, Traer 0
		Lisbon 19 .....	Kee, Lansing 0
		Madrid 49 .....	H-L-V, Victor 13
		WACO, Wayland 41 .....	North Mahaska, New Sharon 14
Quarterfinals:		Lawton-Bronson 34 .....	A-H-S-T, Avoca 21
		West Hancock, Britt 20 .....	Bishop Garrigan, Algona 6
		Wapsie Valley, Fairbank 21 .....	Lisbon 14
		Madrid 34 .....	WACO, Wayland 6
Semifinals:		Lawton-Bronson 31 .....	West Hancock, Britt 29
		Wapsie Valley, Fairbank 28 .....	Madrid 21
<b>Championship:</b>		<b>Wapsie Valley, Fairbank 22 .....</b>	<b>Lawton-Bronson 14</b>

<b>8-Player</b>	First Round:	Armstrong-Ringsted 55 .....	Ventura 20
		Northeast Hamilton, Blairsburg 28 .....	North Kossuth, Swea City 21
		Ar-We-Va, Westside 41 .....	Harris-Lake Park 27
		Glidden-Ralston 56 .....	Aurelia 6
		Grandview Park Baptist, DM 28 .....	Melcher-Dallas 6
		Lenox 26 .....	Tri-County, Thornburg 12
		Stanton 68 .....	Sidney 20
		Walnut 52 .....	Essex 50
Quarterfinals:		Armstrong-Ringsted 23 .....	Northeast Hamilton, Blairsburg 20
		Ar-We-Va, Westside 44 .....	Glidden-Ralston 6
		Lenox 45 .....	Grandview Park Baptist, DM 3
		Stanton 62 .....	Walnut 9
Semifinals:		Armstrong-Ringsted 45 .....	(OT) Ar-We-Va, Westside 42
		Stanton 78 .....	Lenox 14
<b>Championship:</b>		<b>Stanton 32 .....</b>	<b>Armstrong-Ringsted 24</b>

<b>2008 4-A</b>	Substate	Valley, WDM 55 .....	Des Moines Lincoln 14
		Ottumwa 36 .....	Council Bluffs Thomas Jefferson 12
		Johnston 56 .....	Mason City 14
		Dowling Catholic, WDM 49 .....	Fort Dodge 0
		Southeast Polk 41 .....	Council Bluffs Abraham Lincoln 6
		Ames 28 .....	Des Moines East 12
		Waukee 34 .....	(2 OT) Indianola 28
		Ankeny 48 .....	Sioux City North 13
		Iowa City, City 24 .....	Assumption, Davenport 10
		Xavier, Cedar Rapids 16 .....	Cedar Rapids Kennedy 10
		Cedar Falls 49 .....	Cedar Rapids Jefferson 12
		Wahlert, Dubuque 37 .....	North Scott, Eldridge 14
		Cedar Rapids Washington 62 .....	Muscatine 14
		Dubuque Hempstead 28 .....	Burlington 14
		Prairie, Cedar Rapids 16 .....	Pleasant Valley 14
		Bettendorf 28 .....	Clinton 21

Play-off & Post Season Game Results - Year-by-Year cont'd

	First Round:	Valley, WDM 55 ..... Ottumwa 21 Dowling Catholic, WDM 32 ..... Johnston 25 Ames 49 ..... (4 OT) Southeast Polk 48 Ankeny 55 ..... Waukee 21 Xavier, Cedar Rapids 27 ..... Iowa City, City 3 Cedar Falls 35 ..... Wahlert, Dubuque 19 Cedar Rapids Washington 38 ..... Dubuque Hempstead 13 Bettendorf 28 ..... Prairie, Cedar Rapids 3
	Quarterfinals:	Valley, WDM 32 ..... Dowling Catholic, WDM 27 Ankeny 35 ..... Ames 21 Cedar Falls 43 ..... Xavier, Cedar Rapids 6 Cedar Rapids Washington 48 ..... Bettendorf 27
	Semifinals:	Valley, WDM 21 ..... Ankeny 14 Cedar Falls 27 ..... Cedar Rapids Washington 19
	<b>Championship:</b>	<b>Valley, WDM 27 ..... Cedar Falls 8</b>
<b>3-A</b>	Substate:	Bishop Heelan, Sioux City 44 ..... ADM, Adel 6 Sergeant Bluff-Luton 35 ..... Lewis Central 14 Harlan Community 58 ..... MOC-Floyd Valley 14 Spencer 42 ..... Atlantic 7 Clear Lake 42 ..... Ballard 0 Charles City 31 ..... Boone 0 Carroll 35 ..... Algona 0 Webster City 20 ..... Dallas Center-Grimes 14 Decorah 21 ..... Benton Community 19 West Delaware, Manchester 35 ..... Marion 2 New Hampton 15 ..... Central Clinton, De Witt 6 Crestwood, Cresco 46 ..... Union Community, La Porte City 23 Mount Pleasant 31 ..... Norwalk 14 Centerville 30 ..... Clear Creek-Amana 16 Pella 61 ..... Oskaloosa 14 Williamsburg 31 ..... (2 OT) Grinnell 2
	First Round:	Bishop Heelan, Sioux City 31 ..... Sergeant Bluff-Luton 7 Harlan Community 21 ..... Spencer 20 Clear Lake 35 ..... Charles City 0 Carroll 41 ..... Webster City 26 Decorah 16 ..... West Delaware, Manchester 14 Crestwood, Cresco 21 ..... New Hampton 10 Mount Pleasant 24 ..... Centerville 21 Pella 35 ..... Williamsburg 14
	Quarterfinals:	Bishop Heelan, Sioux City 38 ..... Harlan Community 21 Clear Lake 27 ..... Carroll 12 Decorah 21 ..... Crestwood, Cresco 7 Pella 19 ..... Mount Pleasant 5
	Semifinals:	Bishop Heelan, Sioux City 27 ..... Clear Lake 7 Decorah 37 ..... Pella 20
	<b>Championship:</b>	<b>Bishop Heelan, Sioux City 35 ..... Decorah 10</b>
<b>2A</b>	Substate:	Central Lyon-George-Little Rock 19 ..... Pocahontas Area/Pomeroy-Palmer 6 Boyden-Hull/Rock Valley 38 ..... Eagle Grove 7 Okoboji, Milford 27 ..... Western Christian, Hull 14 Unity Christian, Orange City 44 ..... Cherokee, Washington 20 West Marshall, State Center 52 ..... Kuemper Catholic, Carroll 27 Missouri Valley 28 ..... Bondurant-Farrar 14 IKM-Manning 42 ..... PCM, Monroe 12 OA/BCIG 29 ..... CMB, Baxter 27 Roland-Story 49 ..... Beckman, Dyersville 13 Gilbert 30 ..... Cascade 13 North Fayette, West Union 34 ..... Osage 13 Sumner-Fredericksburg 22 ..... Dike-New Hartford 21 Solon 42 ..... Sigourney-Keota 0 Wilton 32 ..... West Burlington/Notre Dame 21 Mid-Prairie, Wellman 35 ..... Tipton 14

Post Season Game Results - Year-by-Year cont'd

	Regina, Iowa City 15 .....	Davis County, Bloomfield 6
First Round:	Central Lyon-George-Little Rock 43 .....	Boyden-Hull/Rock Valley 21
	Okoboji, Milford 21 .....	Unity Christian, Orange City 17
	Missouri Valley 36 .....	West Marshall, State Center 27
	IKM-Manning 34 .....	OA/BCIG 7
	Roland-Story 28 .....	Gilbert 3
	Sumner-Fredericksburg 14 .....	North Fayette, West Union 7
	Solon 49 .....	Wilton 27
Quarterfinals:	Mid-Prairie, Wellman 38 .....	Regina, Iowa City 20
	Central Lyon-George-Little Rock 28 .....	Okoboji, Milford 7
	IKM-Manning 25 .....	Missouri Valley 0
	Roland-Story 28 .....	Sumner-Fredericksburg 3
Semifinals:	Solon 52 .....	Mid-Prairie, Wellman 20
	Central Lyon-George-Little Rock 31 .....	IKM-Manning 14
	Solon 24 .....	Roland-Story 7
<b>Championship:</b>	<b>Solon 60 .....</b>	<b>Central Lyon-George-Little Rock 14</b>
<b>1A</b>	<b>Substate:</b>	
	West Lyon, Inwood 48 .....	Underwood 0
	Hinton 17 .....	Griswold 10
	St. Albert, Council Bluffs 35 .....	Lawton-Bronson 10
	Hartley-Melvin-Sanborn 48 .....	Logan-Magnolia 15
	Pella Christian 58 .....	Ogden 13
	Woodward-Granger 32 .....	Pleasantville 31
	Prairie Valley, Gowrie 33 .....	Nodaway Valley 14
	Mount Ayr 49 .....	Manson-Northwest Webster 14
	Emmetsburg 54 .....	South Winneshiek, Calmar 20
	Gladbrook-Reinbeck 12 .....	Garner-Hayfield 0
	Aplington-Parkersburg 42 .....	Saint Ansgar 0
	St. Edmond, Fort Dodge 35 .....	Nashua-Plainfield 28
	Maquoketa Valley, Delhi 35 .....	Pekin 0
	Belle Plaine 28 .....	North Linn, Troy Mills 0
	West Branch 37 .....	Alburnett 0
	Iowa Valley, Marengo 15 .....	Northeast Community, Goose Lake 6
First Round:	West Lyon, Inwood 24 .....	Hinton 14
	St. Albert, Council Bluffs 38 .....	Hartley-Melvin-Sanborn 21
	Pella Christian 37 .....	Woodward-Granger 34
	Prairie Valley, Gowrie 35 .....	Mount Ayr 14
	Emmetsburg 42 .....	Gladbrook-Reinbeck 0
	Aplington-Parkerburg 40 .....	St. Edmond, Fort Dodge 35
	Maquoketa Valley, Delhi 14 .....	Belle Plaine 12
Quarterfinals:	West Branch 35 .....	Iowa Valley, Marengo 14
	West Lyon, Inwood 28 .....	St. Albert, Council Bluffs 21
	Prairie Valley, Gowrie 28 .....	Pella Christian 14
	Emmetsburg 14 .....	Aplington-Parkersburg 6
	West Branch 39 .....	Maquoketa Valley, Delhi 6
Semifinals:	West Lyon, Inwood 35 .....	Prairie Valley, Gowrie 14
	Emmetsburg 27 .....	West Branch 7
<b>Championship:</b>	<b>Emmetsburg 3 .....</b>	<b>West Lyon, Indwood 0</b>
<b>A</b>	<b>Substate:</b>	
	Akron-Westfield 19 .....	Newell-Fonda 13
	Alta 31 .....	Bishop Garrigan, Algona 13
	Southern Cal, Lake City 42 .....	Marcus-Meriden-Cleghorn 14
	Gehlen Catholic, Le Mars 27 .....	Clay Central-Everyly 8
	Madrid 56 .....	Corning 28
	Boyer Valley, Dunlap 34 .....	(OT) Earlham 28
	A-H-S-T, Avoca 20 .....	Van Meter 14
	Colo-NESCO 37 .....	Bedford 6
	Northwood-Kennsett 48 .....	Lisbon 21
	Central Elkader 41 .....	Rockford 18
	East Buchanan, Winthrop 21 .....	Riceville 0
	Wapsie Valley, Fairbank 33 .....	Newman Catholic, Mason City 16
	B-G-M, Brooklyn 34 .....	New London 13
	H-L-V, Victor 44 .....	Lone Tree 9

Post Season Game Results - Year-by-Year cont'd

	North Tama, Traer 40 .....	Highland, Riverside 7
	North Mahaska, New Sharon 42 .....	WACO, Wayland 6
First Round:	Alta 28 .....	Akron-Westfield 20
	Southern Cal, Lake City 35 .....	Gehlen Catholic, LeMars 6
	Madrid 55 .....	Boyer Valley, Dunlap 14
	A-H-S-T, Avoca 27 .....	Colo-NESCO 7
	Northwood-Kensett 14 .....	Central Elkader 13
	East Buchanan, Winthrop 16 .....	(OT) Wapsie Valley, Fairbank 10
	H-L-V, Victor 30 .....	B-G-M, Brooklyn 27
Quarterfinals:	North Tama, Traer 20 .....	North Mahaska, New Sharon 0
	Southern Cal, Lake City 21 .....	Alta 6
	Madrid 42 .....	A-H-S-T, Avoca 27
	Northwood-Kensett 28 .....	East Buchanan, Winthrop 10
Semifinals:	North Tama, Traer 19 .....	H-L-V, Victor 0
	Southern Cal, Lake City 42 .....	Madrid 29
	North Tama, Traer 35 .....	Northwood-Kensett 14
<b>Championship:</b>	Southern Cal, Lake City 22 .....	(OT) North Tama, Traer 21
<b>8-P</b> Substate:	Remsen-Union 29 .....	Graettinger-Terril 22
	Armstrong-Ringsted 55 .....	Woodbine 12
	North Sentral Kossuth 56 .....	St. Mary's, Remsen 14
	Ar-We-Va, Westside 40 .....	Laurens-Marathon 13
	CAM, Anita 46 .....	Sidney 8
	Coon Rapids-Bayard 43 .....	East Mills 32
	Stanton 70 .....	Glidden-Ralston 14
	Adair-Casey 53 .....	Villisca 12
	C-W-L, Corwith 50 .....	West Central, Maynard 34
	Ventura 15 .....	Preston 8
	Central City 13 .....	Northeast Hamilton, Blairsburg 12
	Janesville 46 .....	Dunkerton 38
	Tri-County, Thornburg 53 .....	Ankeny Christian Academy 7
	Lenox 57 .....	Harmony, Farmington 0
	Lamoni 56 .....	Twin Cedars, Bussey 6
First Round:	East Union, Afton 61 .....	Melcher-Dallas 42
	Armstrong-Ringsted 68 .....	Remsen-Union 37
	North Sentral Kossuth 40 .....	Ar-We-Va, Westside 13
	Coon Rapids-Bayard 38 .....	CAM, Anita 14
	Stanton 56 .....	Adair-Casey 6
	C-W-L, Corwith 28 .....	Ventura 18
	Janesville 34 .....	(OT) Central City 32
	Lenox 44 .....	Tri-County, Thornburg 8
Quarterfinals:	East Union, Afton 38 .....	Lamoni 18
	Armstrong-Ringsted 49 .....	North Sentral Kossuth 14
	Stanton 42 .....	Coon Rapids-Bayard 17
	C-W-L, Corwith 42 .....	Janesville 0
Semifinals:	Lenox 32 .....	East Union, Afton 6
	Armstrong-Ringsted 57 .....	Stanton 20
	Lenox 40 .....	C-W-L, Corwith 20
<b>Championship:</b>	<b>Lenox 34 .....</b>	<b>Armstrong-Ringsted 32</b>

## CHAMPIONSHIP GAME RECORDS - CLASS 4-A

### Team Records

Most First Downs .....	22	Valley, WDM, 2008; Bettendorf 1992
Most Rushing Attempts .....	60	Davenport, Central 1973
Most Net Rushing Yards .....	368	Bettendorf 1992
Most Passes Attempted .....	41	Valley, WDM 2004
Most Passes Completed .....	18	Linn-Mar, Marion 1986
Most Passing Yards .....	301	Bettendorf, 2004
Total Net Yards .....	463	Iowa City, City High 1993
Return Yardage .....	185	Iowa City, West 1995
Most Punts Attempted .....	8	Dowling, WDM 1972; Mason City 1981
Most Punt Yardage .....	387	Mason City 1981
Most Fumbles .....	5	Cedar Falls 1982; Bettendorf 1987
Most Fumbles Lost .....	5	Cedar Falls 1982
Most Interception by .....	3	Newton 1980, Linn-Mar 1985, Iowa City West 1995 & 1999
Most Penalties .....	11	Waterloo, West 1984
Most Yards Penalized .....	109	Sioux City, Heelan 1982
Most Points Scored .....	45	Iowa City, City High 1996
Most Touchdowns Scored .....	6	Linn-Mar, Marion 1990; Bettendorf, 1992; Iowa City, City, 1993; Iowa City West 1995; Iowa City, City, 1996
Most Extra Points Kicked .....	6	Linn-Mar, Marion 1990; Iowa City, West 1995; & Iowa City, City High 1996
Most 2-Pt. Extra Points Scored .....	2	Davenport, Central 1973 & Ames 1996

### Individual Records

Most Rushing Attempts .....	44	Terrance Freeney, Cedar Falls 1999
Most Net Rushing Yardage .....	250	Tavian Banks, Bettendorf 1992
Most Passes Attempted .....	40	Jason Krull, Valley, WDM 2004
Most Passes Completed .....	18	Ted Sheeley, Linn-Mar, Marion 1986
Most Passing Yardage .....	301	Ryan Fick, Bettendorf 2004
Most TD Passes .....	4	Ryan Fick, Bettendorf 2004
Most TD Receptions .....	3	Rory Fedderson, Linn-Mar, Marion, 1985
Most Receptions .....	12	Rory Fedderson, Linn-Mar, Marion 1985
Most Reception Yardage .....	170	Rory Fedderson, Linn-Mar, Marion 1985
Most Interceptions by .....		1 by several players
Most Punts Attempted .....	7	Dan Weber, Mason City 1981; Eric Gates, Valley WDM 2004
Most Punt Yardage .....	342	Dan Weber, Mason City 1981
Longest Punt .....	70	Dan Weber, Mason City 1981
Longest Scoring Plays:		
Run .....	82	Chad Guthrie, Newton 1988
Pass .....	80	Adrian Arrington from Warren Suess, CR Washington 2003
Kick-off .....		none
Field Goal .....	47	Zeb Miller, Ankeny, 2007
Punt Return .....	62	Taylor Pine, Cedar Falls 1982
Fumble Return .....	65	Paul Goldsmith, Dowling, WDM 1973
Interception Return .....	54	Mick Mulherin, Linn-Mar, Marion 1990
Blocked Field Goal Return .....		none
Most Touchdowns .....	5	Curtis Craig, Davenport, Central 1973
Most Extra Points Kicked .....	6	Shane Hayler, Linn-Mar, Marion 1990; John Huyser, Iowa City, West 1995; & Scott Gordon, Iowa City, City 1996
Most 2-Pt. Extra Points Scored .....	2	Mike Steverson, Davenport, Central 1973



## CHAMPIONSHIP GAME RECORDS - CLASS 3-A

### Team Records

Most First Downs .....	23	Atlantic, 2002
Most Rushing Attempts .....	60	Emmetsburg 1977
Most Net Rushing Yards .....	410	Urbandale 1975
Most Passes Attempted .....	48	West Delaware 1993
Most Passes Completed .....	19	West Delaware 1993
Most Passing Yards .....	312	West Delaware 1993
Total Net Yards .....	558	Harlan Community 1998
Return Yardage .....	345	New Hampton, 1999
Most Punts Attempted .....	8	Columbus Catholic, Waterloo 1976 & Grinnell 1998
Most Punt Yardage .....	303	Columbus Catholic, Waterloo 1976
Most Fumbles .....	7	Harlan Community 1995
Most Fumbles Lost .....	3	LeMars 1973; Central, DeWitt 1973; Atlantic 1974; Cedar Rapids, Regis 1978; Spencer 1990; & Central Lyon, Rock Rapids 1996
Most Interceptions by .....	6	Keokuk 2007
Most Penalties .....	10	Cedar Rapids, Regis 1978
Most Yards Penalized .....	88	Cedar Rapids, Regis 1978
Most Points Scored .....	49	Harlan Community 1998
Most Touchdowns Scored .....	7	Harlan Community 1998
Most Extra Points Kicked .....	7	Harlan Community 1998
Most 2-Pt. Extra Points Scored .....	4	Urbandale 1975

### Individual Records

Most Rushing Attempts .....	36	Tom Hovey, Decorah 1974
Most Net Rushing Yardage .....	273	Kevin Kruse, Harlan Community 2004
Most Passes Attempted .....	48	Mark Weaver, West Delaware 1993
Most Passes Completed .....	19	Mark Weaver, West Delaware 1993
Most Passing Yardage .....	312	Mark Weaver, West Delaware 1993
Most TD Passes .....	3	Brody Deren, Harlan Community 1998; James Vandenburg, Keokuk 2007
Most TD Receptions .....	3	Ben Hall, Harlan Community 1998
Most Receptions .....	9	Matt Burds, Epworth, Western Dubuque, 2001
Most Reception Yardage .....	169	Greg Applegate, Harlan Community 2003
Most Punts Attempted .....	8	Kevin Coughlin, Columbus, Waterloo 1976 & Lee Henderson, Grinnell 1998
Most Punt Yardage .....	303	Kevin Coughlin, Columbus, Waterloo 1976
Most Interceptions .....	3	James Hurt, Keokuk, 2007
Longest Punt .....	68	Tim DeWees, Marion 1980
Longest Scoring Plays:		
Run .....	80	Noel White, Urbandale 1975
Pass .....	84	Scott Arkfield to Todd Hansen, Harlan Community 1988
Field Goal .....	39	Andrew Casper, Decorah, 2008
Kickoff Return .....	84	Curtis Eben, Central Lyon 1999
Punt Return .....	79	Ryan Burke, West Delaware 1995
Fumble Return .....	80	Dan Boddicker, CR, Regis 1978
Interception Return .....	100	Brandon Wegher, Bishop Heelan Catholic, Sioux City
Blocked Field Goal Return .....	62	Matt Schefers, Oskaloosa 1996
Most Touchdowns .....	5	Brandon Wegher, Bishop Heelan Catholic, Sioux City
Most Extra Points Kicked .....	7	Jamie Martin, Harlan Community 1998
Most 2-Pt. Extra Points Scored .....	2	Noel White, Urbandale 1975 & John Downey, Cedar Rapids Regis 1978

## CHAMPIONSHIP GAME RECORDS - CLASS 2-A

### Team Records

Most First Downs .....	24	West Lyon, Inwood 1998
Most Rushing Attempts .....	76	West Lyon, Inwood 1998
Most Net Rushing Yards .....	444	West Lyon, Inwood 1998
Most Passes Attempted .....	34	Dike-New Hartford, 2001
Most Passes Completed .....	21	Dike-New Hartford 2001
Most Passing Yards .....	338	Dike-New Hartford 1998
Total Net Yards .....	520	West Lyon, Inwood 1998
Return Yardage .....	166	Dike-New Hartford 1998
Most Punts Attempted .....	9	Mount Vernon 1994
Most Punt Yardage .....	301	Mount Vernon 1994
Most Fumbles .....	7	Roland-Story 1981
Most Fumbles Lost .....	3	Iowa City, Regina 1972; Hudson 1980; Roland-Story 1981; Emmetsburg 1983 & 1987; Mount Vernon 1989; Starmont 1999; Central Lyon/ George-Little Rock, 2008
Most Interceptions by .....	3	Cedar Rapids LaSalle, 1985; Sigourney, 1979; Columbus Catholic, Waterloo, 2004
Most Penalties .....	14	Hudson 1979
Most Yards Penalized .....	97	Hudson 1979
Most Points Scored .....	60	Solon 2008
Most Touchdowns Scored .....	9	Solon 2008
Most Extra Points Kicked .....	6	Solon 2008
Most 2-Pt. Extra Points Scored .....	3	Algona, Garrigan 1985

### Individual Records

Most Rushing Attempts .....	45	Bob Needham, Emmetsburg 1987
Most Net Rushing Yardage .....	269	Ryan Bakke, Garner-Hayfield 1991
Most Passes Attempted .....	34	Chris Grooms, Dike-New Hartford 2001
Most Passes Completed .....	21	Chris Grooms, Dike-New Hartford 2001
Most Passing Yardage .....	338	Gabe Bakker, Dike-New Hartford 1998
Most TD Passes .....	4	Gabe Bakker, Dike-New Hartford 1998
Most TD Receptions .....	3	Lane Danielson, Dike-New Hartford 1998
Most Receptions .....	10	Lane Danielsen, Dike-New Hartford 1998
Most Reception Yardage .....	227	Lane Danielsen, Dike-New Hartford 1998
Most Interceptions .....	2	Joe Edmundson, Sigourney 1979; Bob Emmanuel, CR LaSalle 1985
Most Punts Attempted .....	9	Matt Meyer, Mount Vernon 1994
Most Punt Yardage .....	301	Matt Meyer, Mount Vernon 1994
Longest Punt .....	53	Wade Gort, Central Lyon 1977
Longest Scoring Plays:		
Run .....	87	Tom Roach, Central Lyon 1977
Pass .....	93	Matt Morrison to Kyler Stahle, Solon 2008
Field Goal .....	38	Jamie Daum, Emmetsburg 2003
Kickoff Return .....	98	Mike Thompson, Emmetsburg 1984
Fumble Return .....	48	Matt Stockdale, Iowa Falls 1996
Interception Returns .....	31	Travis Ingles, Columbus Catholic, Waterloo 2004
Punt Return .....		none
Return of Blocked Field Goal .....		none
Most Touchdowns .....	4	James Morris, Solon 2008; Bob Sweers, Britt 1973; Taylor Strube, Emmetsburg 2002
Most Extra Points Kicked .....	6	Marshall Koehn, Solon 2008
Most 2-Pt. Extra Points Scored .....	2	Chuck Dodds, Bishop Garrigan, Algona 1985 & Eric Gunderson, Wapsie Valley 1987

## CHAMPIONSHIP GAME RECORDS - CLASS 1-A

### Team Records

Most First Downs .....	23	Pekin, Packwood 1983 & West Branch 1991
Most Rushing Attempts .....	61	Grundy Center 1988
Most Net Rushing Yards .....	583	Pekin, Packwood 1998
Most Passes Attempted .....	35	Dike-New Hartford, 2002
Most Passes Completed .....	18	Dike-New Hartford, 2002
Most Passing Yards .....	232	Hudson 1994
Total Net Yards .....	650	Pekin, Packwood 1998
Return Yardage .....	185	Regina, Iowa City 2005
Most Punts Attempted .....	11	Wall Lake 1973
Most Punt Yardage .....	334	Wall Lake 1973
Most Fumbles .....	5	Radcliffe 1972; Wapsie Valley, Fairbank 1997
Most Fumbles Lost .....	4	Parkersburg 1980
Most Interceptions by .....	7	Radcliffe, 1972
Most Penalties .....	10	Denver 1995
Most Yards Penalized .....	104	Denver 1995
Most Points Scored .....	55	Pekin, Packwood 1998
Most Touchdowns Scored .....	8	Pekin, Packwood 1998
Most Extra Points Kicked .....	6	Woodbury Central, Merville 1980
Most 2-Pt Extra Points Scored .....	4	Eldora-New Providence 2003

### Individual Records

Most Rushing Attempts .....	33	Kevin Rath, Treynor 1979; Chris Wall, Center Point 1985; Brandon Fisher, St. Albert, Council Bluffs 2004
Most Net Rushing Yardage .....	311	Kevin Braddock, West Branch 1991
Most Passes Attempted .....	35	Chris Grooms, Dike-New Hartford, 2002
Most Passes Completed .....	18	Chris Grooms, Dike-New Hartford 2002
Most Passing Yardage .....	232	Justin Urbanek, Hudson 1994
Most TD Passes .....	4	Myles Costello, Wapsie Valley 1997
Most TD Receptions .....	4	Jon McKowen, Wapsie Valley 1997
Most Receptions .....	7	Alan Cowles, Hamburg 1972, Jon McKowen, Wapsie Valley, Fairbank 1997, & Matthew Grandon, Dike-New Hartford 2002
Most Yardage via Receptions .....	119	Jon McKowen, Wapsie Valley, Fairbank 1997
Most Interceptions by .....	4	Denny Ostrem, Radcliffe, 1972
Most Punts Attempted .....	11	Kevin Fullmer, Wall Lake 1973
Most Punt Yardage .....	334	Kevin Fullmer, Wall Lake 1973
Longest Punt .....	61	Kelly Segers, West Central, Maynard 1978
Longest Scoring Plays:		
Run .....	91	Kevin Braddock, West Branch 1991
Pass .....	73	Matt Straight to Chad Brady, Logan-Magnolia 1989
Kickoff Return .....		none
Field Goal .....	50	Daniel Murray, Regina, Iowa City 2005
Punt Return .....	68	David Devine, Denver 1995
Fumble Return .....	27	Shay Wical, Eldora-New Providence 2003
Interception Return .....	69	Matt Askew, Pekin, Packwood 1997
Return of Blocked Field Goal .....		none
Most Touchdowns .....	5	Kevin Braddock, West Branch 1991; Matt Pedersen, Hudson 1994
Most Extra Points Kicked .....	5	Jim Boeke, Radcliffe 1972; Tom Bottoms, Treynor 1979; Kelly Manker, Woodbury Central 1980; Jon McKowen, Wapsie Valley Fairbank 1997; & Matt Askew, Pekin, Packwood 1998
Most 2-Pt. Extra Points Scored .....	2	Ryan Haskins, Eldora-New Providence 2003

## CHAMPIONSHIP GAME RECORDS - CLASS A

### Team Records

Most First Downs .....	26	I-K-M, Manilla 2006
Most Rushing Attempts .....	63	Sentral, Fenton 1981
Most Net Rushing Yards .....	357	Madrid 1999
Most Passes Attempted .....	42	North Tama, Traer, 2008
Most Passes Completed .....	26	North Tama, Traer, 2008
Most Passing Yards .....	359	North Mahaska, New Sharon 1989
Total Net Yards .....	485	Guthrie Center 1996
Return Yardage .....	193	Paullina 1981
Most Punts Attempted .....	9	Paton-Churdan 1985
Most Punt Yardage .....	366	Paton-Churdan 1985
Most Fumbles .....	5	Madrid 1990
Most Fumbles Lost .....	3	Sutherland, 1983; Madrid, 1990; & Postville, 1992
Most Interceptions by .....	5	Paullina, 1981
Most Penalties .....	11	Paton-Churdan 1985
Most Yards Penalized .....	93	Paton-Churdan 1985
Most Points Scored .....	52	Manning, 2002
Most Touchdowns Scored .....	8	Manning, 2002
Most Extra Points Kicked .....	6	Guthrie Center 1996
Most 2-Pt. Extra Points Scored .....	4	West Bend-Mallard 1999

### Individual Records

Most Rushing Attempts .....	39	Levi Ferguson, North Mahaska, New Sharon 2005
Most Net Rushing Yardage .....	255	Brad Sitzman, Gehlen Catholic, LeMars 1995
Most Passes Attempted .....	42	Wyatt Hanus, North Tama, Traer 2008
Most Passes Completed .....	26	Wyatt Hanus, North Tama, Traer 2008
Most Passing Yardage .....	359	Jim Hicklin, North Mahaska, New Sharon 1989
Most TD Passes .....	4	Jim Hicklin, North Mahaska, New Sharon 1989
Most TD Receptions .....	2	Doug Readshaw, North Mahaska, New Sharon 1989
Most Receptions .....	7	Jason Steege, Fredericksburg 2001
Most Yardage via Receptions .....	163	Jason Steege, Fredericksburg 2001
Most Interceptions by .....	3	Randy Kraayenbrink, Paullina 1981
Most Punts Attempted .....	9	Jeff Wilson, Paton-Churdan 1985
Most Punt Yardage .....	366	Jeff Wilson, Paton-Churdan 1985
Longest Punt .....	64	Casey Barickman, North Mahaska, New Sharon 1995
Longest Scoring Plays:		
Run .....	99	Brad Sitzman, Gehlen Catholic, LeMars 1995
Pass .....	79	Jason Steege from Tyler Staker, Fredericksburg, 2001
Kickoff Return .....	86	Rob Ambrose, Bedford, 1992
Field Goal .....	28	Sean Diggins, Logan-Magnolia 1990
Punt Return .....	63	David Dau, Sutherland 1983
Interception Return .....	98	Randy Kraayenbrink, Paullina 1981
Return of a Blocked Field Goal .....		none
Fumble Return .....	56	Steve Forbes, Lone Tree 1982
Most Touchdowns .....	4	Brian Krakau, Guthrie Center 1996
Most Extra Points Kicked .....	6	Dustin Readinger, Guthrie Center 1996
Most 2-Pt. Extra Points Scored .....	2	Mike Han, Lone Tree 1982 & Jared Auten, West Bend-Mallard, 1999; Brad Ruppert, West Bend-Mallard, 2004

## CHAMPIONSHIP GAME RECORDS - 8-PLAYER

### Team Records

Most First Downs .....	20	Glidden-Ralston 2005
Most Rushing Attempts .....	71	Sentral, Fenton, 2002
Most Net Rushing Yards .....	322	Glidden-Ralston 2005
Most Passes Attempted .....	40	Essex 2006
Most Passes Completed .....	14	Essex 2006
Most Passing Yards .....	226	Northeast Hamilton, Blairsburg 2006
Total Net Yards .....	460	Adair-Casey, 2001
Most Punts Attempted .....	6	Elk Horn-Kimb'ton, 2000, Aurelia, 2001
Most Punt Yardage .....	215	Aurelia, 2001
Most Fumbles .....	4	Saint Mary's, Remsen, 2004; Armstrong-Ringsted 2007
Most Fumbles Lost .....	3	Farragut, 2002
Most Interceptions by .....	4	Northeast Hamilton, Blairsburg 2006
Most Penalties .....	10	Essex 2006
Most Yards Penalized .....	75	Adair-Casey, 2001
Most Points Scored .....	56	Saint Mary's, Remsen 2004
Most Touchdowns Scored .....	8	Adair-Casey, 2001; Saint Mary's, Remsen 2004
Most Extra Points Kicked .....	4	Adair-Casey, 2001; Saint Mary's, Remsen 2004
Most 2-Pt. Extra Points Scored .....	4	Sentral, Fenton, 2002

### Individual Records

Most Rushing Attempts .....	38	Craig Pruismann, Northeast Hamilton, 2006
Most Net Rushing Yardage .....	207	Jeff Struecker, Sentral, Fenton 2002
Most Passes Attempted .....	40	John King, Essex, 2006
Most Passes Completed .....	14	John King, Essex, 2006
Most Passing Yardage .....	226	Alex Renaud, Northeast Hamilton, 2006
Most TD Passes .....	3	Alex Renaud, Northeast Hamilton 2006; & Ryan Hajek, Saint Mary's, Remsen 2004
Most TD Receptions .....	2	Chad Fonken, Northeast Hamilton 2006 & Tyler Schrog, Saint Mary's, Remsen 2004; Alex McArdle, Stanton 2007
Most Receptions .....	8	Brent Kai, Aurelia 2001
Most Yardage via Receptions .....	134	Tyler Schrog, Saint Mary's, Remsen 2004
Most Interceptions by .....	2	David Greenfield, Northeast Hamilton 2006
Most Punts Attempted .....	6	Heath Brecher, Aurelia 2001
Most Punt Yardage .....	215	Heath Brecher, Aurelia 2001
Longest Punt .....	57	Jake Samo, Lenox 2005
Longest Scoring Plays:		
Run .....	77	Jared Uhlman, Adair-Casey 2001
Pass .....	69	Heath Paulsen to Kent Gries Elk Horn-Kimballton 2000
Field Goal .....	37	Connor Moore, Adair-Casey 2003
Kick-off Return .....	69	Levi Thompson, Sentral, Fenton 2002
Punt Return .....		none
Return of a Fumble .....	0	Dan Irlbeck, Adair-Casey 2004 (recovered in end zone)
Interception Return .....	27	Jesse Clarke, Adair-Casey 2001
Return of Blocked Field Goal .....		none
Most Touchdowns .....	4	Kevin Bugg, Farragut, 2002; Dustin Poeckes, Saint Mary's, Remsen 2004
Most Extra Points Kicked .....	4	Connor Moore, Adair-Casey, 2001; Stefan Graf, Saint Mary's, Remsen 2004
Most 2-Pt. Extra Points Scored .....	2	Dillon Meyer, Sentral, Fenton 2003

**TEAMS WITH THE BEST WIN-LOSS PERCENTAGE, 1972 through 2008**


Listed below are the 27 schools that have produced 69.3% or higher winning percentages since 1972 with the start of the playoffs and prior to the 2008 season. All regular season contests plus play-off games are included in the figures.

**THE TOP FOUR (.800 and over)**

<u>School</u>	<u>W</u>	<u>L</u>	<u>%</u>
Harlan Community .....	375	47	889
Emmetsburg .....	345	59	854
Sigourney-Keota .....	305	70	813
Bettendorf .....	321	78	805

**The Next 23 (.693-.795)**

West Bend-Mallard .....	298-77	795	Pocahontas Area .....	253-96	725
Pekin .....	297-77	794	West Lyon, Inwood .....	262-101	722
Dowling Catholic, WDM .....	314-82	793	Cedar Falls .....	258-100	721
Aplington-Parkersburg & Parkersburg	291-81	782	Valley, WDM .....	281-109	721
Solon .....	283-85	769	Pella .....	260-101	720
Wapsie Valley, Fairbank .....	283-90	759	Newton .....	267-107	714
Bishop Heelan, Sioux City .....	283-91	757	Riceville .....	238-96	713
Central Lyon & Central Lyon/G-LR ...	271-89	753	Center Point-Urbana .....	244-100	709
West Hancock, Britt .....	270-94	742	Iowa City, City High .....	259-110	702
West Branch .....	266-97	738	Ankeny .....	256-113	694
WACO, Wayland .....	249-89	737	Pleasantville .....	248-110	693
Mount Vernon .....	266-98	731			



## **IOWA ALL-STATERS WHO BECAME NCAA DIV. I CONSENSUS FIRST TEAM ALL-AMERICANS**

1889-1964 – one team selected; 1964-present – offensive and defensive teams chosen

*Note: Other Iowans have been named to various All-American teams; however those listed below were **consensus first team**.*

- 1919 Lester Belding, Iowa (Mason City E)
- 1921 \* **Aubrey Devine, Iowa (Des Moines, West), RB**
- 1922 \* **Gordon Locke, Iowa (Denison), RB**
- 1924 \* **Elmer Layden, Notre Dame (Davenport), RB**
- 1930 Frank Baker, Northwestern (Cedar Rapids), E
- 1935 \* **Jay Berwanger, University of Chicago (Dubuque), RB <Heisman Trophy Winner>**
- 1938 \* **Ed Bock, Iowa State (Fort Dodge), G**
- 1939 \* **Nile Kinnick, Iowa (Adel, Omaha Central grad.) B <Heisman winner; Maxwell Award winner>**
- 1940 \* **George “Sonny” Franck, Minnesota (Davenport), B <3<sup>rd</sup> in Heisman won by Tom Harmon>**
- 1943 \* **Bob O’Dell, Pennsylvania (Sioux City), B <2<sup>nd</sup> in Heisman won by Angelo Bertelli; Maxwell winner>**
- 1950 \* **Jerry Groom, Notre Dame (Dowling, DM), C**
- 1958 \* **Randy Duncan, Iowa (Des Moines Roosevelt), B <2<sup>nd</sup> in Heisman voting won by Pete Dawkins>**
- 1981 Reggie Roby, Iowa (Waterloo, East), P
- 1987 **Chad Hennings, Air Force (Benton, Van Horne), DL <Outland Trophy Winner>**
- 1988 **Marv Cook, Iowa (West Branch), TE**
- 1989 **Mike Busch, Iowa State (North Scott), TE**
- 1993 **Trev Alberts, Nebraska (NUH, Cedar Falls), LB <Butkus Award winner>**
- 1997 Tim Dwight, Iowa (Iowa City, City), KR
- 1998 Jared DeVries, Iowa (Aplington-Parkersburg), DL
- 2002+ Dallas Clark, Iowa (Twin River Valley, Bode), TE
- 2003 Robert Gallery, Iowa (East Buchanan), OL <Winner of the Outland Trophy>
- Nate Kaeding, Iowa (Iowa City West), PK <Groza Award Winner in 2002>

**bold face – currently in IHSAA Hall of Fame**

+ Nate Kaeding, Iowa (Iowa City West), PK and Bruce Nelson, Iowa (Emmetsburg), C also received consensus votes

\* denotes elected to College Football’s Hall of Fame, which also includes Vern DenHerder (Sioux Center-Central College) and Coach Eddie Anderson (Mason City – University of Iowa, Holy Cross)

\*\*\*\*\*

### **Iowa Preps Who Became NCAA Div. 1-AA (Div. I-FCS), Div. II, or Div. III 1st Team All-Americans**

(Selected by American Football Coaches Association; Associated Press; Football Gazette; or Sports Network)

*Note: Many former Iowa preps have been named to various collegiate NCAA Division I-AA, Division II or Division III All-American teams. Those listed below have been **honored with first team recognition** by the AFCA, AP, Football Gazette or Sports Network. Please report any omissions to Bud Legg at the IHSAA (blegg@iahsaa.org), as well as information on NAIA first team All-Americans from Iowa*

- 1949 Paul DeVan, ISTC-UNI, (Des Moines, East) HB
- 1952 Louis Bohnsack, ISTC – UNI, (Manning), C
- 1957 Bruce Hartman, Luther (Burlington), T
- 1960 **George Asleson SCI – UNI (Charles City), G**
- 1961 Wendell Williams, SCI-UNI (Mount Pleasant), G
- 1962 Dan Boals, SCI-UNI (Urbandale), FB
- 1964 **Randy Schultz, SCI – UNI (Alden), B (also 1965)**
- 1966 Dennis Descoteau, Central (West Liberty), RB
- Tom Altemeier, Luther (Newton), OL/DL**
- 1967 Ray Pedersen, SCI-UNI (NUH, Cedar Falls), G
- 1970 \* **Vern DenHerder, Central (Sioux Center) DT**
- 1974 Al Dorenkamp, Central (Meservey-Thornton), LB
- Dan Schmidt, Coe (Wahlert, Dubuque), OG
- 1975 Mike Timmermans, UNI (Vinton-Shellsburg) OT
- 1976 Keith Kerkhoff, Buena Vista (Manning), DL
- 1982 Pat Dunsmore, Drake (Ankeny), TE
- Craig Wederquist, Drake (Urbandale), OT
- 1984 Scott Froehle, Central (Iowa City, City), DB
- 1985 Rich Thomas, Central (Eddyville), DL
- Chris Hegg, NE Missouri State – Truman State (Hudson) QB <D-II Player of the Year>**
- 1987 **Jim Higley, Buena Vista (Emmetsburg), LB**
- Jerry Klosterman, St. Ambrose (Beckman, Dyersville), DL
- 1988 Mike Stumberg, Central (Grundy Center), DL

Iowa Preps Who Became First Team All-America cont'd

1989	Ricky Gales, Simpson (Dowling, WDM), RB Kris Reis, Central (Coon Rapids), LB
1990	Ron Saak, Central (Grundy Center), LB
1992	Kenny Shedd, UNI (Davenport, West), WR
1993	Carey Bender, Coe, (Marion), RB (also 1994) <Gagliardi Award Winner> Adam Timmerman, South Dakota St. (Cherokee), DL Jeff Helle, Central (West Delaware), OL Andre Allen, UNI (Des Moines, North), LB
1994	Andre Allen, UNI (Des Moines, North), LB Carey Bender, Coe, (Marion), RB <Gagliardi Award Winner> Jeff Helle, Central (West Delaware), OL Rick Sanger, Central; (West Hancock), LB (also 1995) Mark Kacmaryniski, Central (West Bend-Mallard), RB Adam Timmerman, South Dakota State University (Cherokee) <D-II Offensive Lineman-of-the-Year> Jamey Parker, Wartburg (Cedar Rapids Kennedy), OL Vince Penningroth, Wartburg (Maquoketa), DL
1995	Vince Penningroth, Wartburg (Maquoketa), DL Rick Sanger, Central; (West Hancock), LB Rusty Van Wetzlinga, Augustana, III (Pleasant Valley), LB Dedric Ward, UNI (Cedar Rapids, Washington), WR Tim Carver, Eastern Illinois (Urbandale), LB
1996	Mark Kacmaryniski, Central (West Bend-Mallard), RB Brent Parrott, Simpson (Clarke, Osceola), DB Dedric Ward, UNI (Cedar Rapids, Washington), WR Chris Winey, Simpson (Carroll), OT
1997	Jeremy Whalen, Simpson (Indianola), DL Matt Paulson, Central (Waverly-Shell Rock) DB
1998	Andrew Paulsen, Central (Waverly-Shell Rock), DB Guy Leman, Simpson (Webster City), RB Clint Head, Simpson (Farragut), OL
1999	Zak Gordon, Coe (Dubuque Hempstead) DB Brad Meester, UNI (Aplington-Parkersburg), C Steve Perkins, Central (Oskaloosa), DT
2000	Jeff Sanger, Central (West Hancock, Britt), LB Justin Snyder, Central (Panorama, Panora), DE Reid Evans, Central (Newton), C Eddie Berlin, UNI (Urbandale), WR
2001	Joel Demro, Wartburg (Nashua-Plainfield), OL MacKenzie Hoambrecker, UNI (Davenport West), PK Adam Vogt, UNI (West Delaware), LB
2002	MacKenzie Hoambrecker, UNI (Davenport West), PK
2003	Mike Donnewerth, Simpson (SCMT, Sheffield), QB/P Justin Kammrad, University of Nebraska-Omaha (Co. Bluffs T. Jefferson) R <3rd in Harlon Hill Award> Kyle Westphal, Simpson (Nodaway Valley, Greenfield), db Vince King, Wartburg (Burlington), DT Cody Kelley, Wartburg (Tipton), DB/WR Mike Clark, Augustana (Pleasant Valley), PK
2004	Mike Clark, Augustana (Pleasant Valley), PK Jason Ripke, Simpson (Newell-Fonda), DE Michael Irvin, Buena Vista (Bedford), LB Marc Sanger, Central (West Hancock), LB Brian McIntire, Wartburg (Clear Lake), DB
2005	Zac Herold, University Nebraska Omaha (Prairie, Cedar Rapids), TE Ryan Johnson, Central (West Hancock, Britt), OT Ross Dillavou, Loras (Xavier, Cedar Rapids), DL
2006	Zac Herold, University of Nebraska Omaha (Prairie, Cedar Rapids), TE Michael Peterson, Northwest Missouri State (Atlantic), TE
2007	Chad Rinehart, University of Northern Iowa (Boone), OT Nick Weber, Wartburg (Xavier, Cedar Rapids), OL
2008	Jeff Schebler, Wisconsin-Whitewater (Assumption, Davenport), K

**bold face – in Iowa HS Hall of Fame thru 2008**

\* denotes elected to College Football's Hall of Fame



## *Alphabetical Listing of IHSAA Football Players' Hall-of-Fame, 1980 - 2008*

*The Football Players Hall of Fame was created in 1980 to celebrate and honor the character and achievements of individuals whose qualities and deeds as players on the fields of Iowa were such to inspire others to succeed in the game of football and the game of life.*

TREV ALBERTS – NUH, Cedar Falls	WILLIS GLASSGOW – Shenandoah	DUANE MARCELLUS - Humboldt
TOM ALTEMEIR – Newton	JOHN GLOTFELTY - Ames	GORDON MEETER - Hawarden
DON ANDERSEN – Atlantic	BILL GREEN, SR. – Newton	LEO MILLER – Bishop Heelan, Sx City
GEORGE ASLESON – Charles City	DAN GRIMM – Des Moines, Roosevelt	PHIL MINNICK – Iowa City, City
TONY BAKER – Burlington	JERRY GROOM – Dowling, WDM	LEW MONTGOMERY – Waterloo East
RYAN BAKKE – Garner-Hayfield	GARY GROUWINKEL – Wapello	JERRY MOSES – Waterloo East
TAVIAN BANKS - Bettendorf	DAVE HAIGHT – Beckman, Dyersville	BRIAN NEAL – Dowling, WDM
RALPH BEARDSLEY – Anamosa	MIKE HAIGHT – Beckman, Dyersville	DWIGHT NICHOLS - Knoxville
BRIAN BERGSTROM – WACO, Olds	BILL HAPPEL, SR. – C. Rapids McKinley	DON NORTON - Anamosa
DAVID BERRY – Columbus Cath., W'loo	JOHN HARTY – Bishop Heelan, Sx City	BOB O'DELL – Sioux City, East
JAY BERWANGER – Dubuque	HERB HEDLUND – Oskaloosa	RALPH O'DELL - Ottumwa
ED BOCK – Fort Dodge	CHRIS HEGG - Hudson	BRYCE PAUP - Scranton
GREG BROWN – Bettendorf	CHAD HENNINGS – Benton Community	DON PERKINS – Waterloo West
VAN BROWNSON – Shenandoah	TOM HERTZ – Creston	HOWARD (HAP) PETERSON - Bettendorf
TED BURGMEIER – Wahlert, Dubuque	JIM HIGLEY - Emmetsburg	KEN PLOEN – Clinton
MIKE BUSCH – North Scott	JERRY HILGENBERG, Wilton	ED PODALAK – Atlantic
TOM BUSCH – Garner	WALLY HILGENBERG, Wilton	BRIAN PRESTON – West Marshall
JOE BUSH – St. Ambrose, Davenport	JERRY HILLEBRAND – Davenport	TOM RANDALL – Mason City
EUGENE CAMPBELL, Audubon	DICK HOERNER – Dubuque Senior	JERRY REICHOW - Decorah
BILL CHAUNCEY – Webster City	TOM HOLT – Dubuque Hempstead	MIKE REILLY – Dubuque, Senior
PAT CLARE, Sioux City East	DAVID HOOVER – Dallas Center	BRUCE REIMERS - Humboldt
MARV COOK – West Branch	OTTO HUEBNER – Glenwood	GEORGE RICE – Oelwein
MIKE COX – Ames	HAROLD HUGHES – Ida Grove	TOM ROACH – Central Lyon, R. Rapids
DICK CRAYNE – Fairfield	HAYWARD JAMES – Red Oak	LONNIE ROGERS – English Valleys
CURTIS CRAIG – Davenport Central	JIM JENSEN – Davenport, Central	JERRY ROLING – Eldora
ROGER CRAIG – Davenport Central	RICH KACMARYNSKI - Mallard	TOM RUSK – Dubuque Hempstead
DAVE CROSTON – Sioux City East	LYNN KING – Villisca	BOB SAGGAU – Denison
LAWRENCE DAY – Davenport/Mason City	NILE KINNICK – Adel	BOB SANTEE – Iowa Falls
LORAN DAY – Davenport/Mason City	BRUCE KLOSTERMAN–Beckman, D-ville	DAVID SCHRECK – Coon Rapids
VERN DEN HERDER – Sioux Center	TODD KOOS – Harlan Community	RANDY SCHULTZ - Alden
JACK DITTMER – Elkader	MERV KRAKAU – Guthrie Center	MATT SHERMAN – St. Ansgar
JIM DORAN – Beaver	BOB KREAMER – Des Moines Roosevelt	CHAD SHUFF – Le Mars
CHUCK DOSTAL – CR, Roosevelt	CHUCK LAMSON – Ames	CLYDE SHUGART - Ames
RANDY DUNCAN – DM Roosevelt	BILL LAPHAM – Des Moines Lincoln	KEVIN SIGLER – Co. Bluffs, Abe Lincoln
MIKE EISCHEID – Fayette	ELMER LAYDEN - Davenport	ROB SINCLAIR – GMG, Garwin
KELLY ELLIS – Waterloo, West	RAY LEMEK – Bishop Heelan, Sioux City	FRED SLATER – Clinton
LARRY ELY – Des Moines Roosevelt	RANDY LESSMAN – Sioux City East	TOM SMITH – Waterloo East
MIKE ENICH – Boone	STEVE LUNDHOLM – Des Moines North	MAX SOWERS – Ames
PAUL FAIRCHILD – Glidden	LAYNE MCDOWELL – CR, Jefferson	MIKE STENSRUD – Lake Mills
MIKE FLAGG – Cedar Falls	LEE MCKINSTREY – Maurice-Orange C.	SHERWYN THORSON – Fort Dodge
TODD FRAIN – Treynor	EARL MCQUISTON - Keokuk	JIM WAGNER – Cedar Rapids Regis
GEORGE “SONNY” FRANCK - Davenport	STEVE MCWHIRTER - Fairfield	MARV WALTER - Farragut
JIM FREEMAN – Iowa City, City		DOUG WINSLOW – Southeast Polk
DON GINGER – Shenandoah		PATRICK WYATT – Davenport, Central

### **2009 Inductees & Graduation Year**

*Bill Reichardt, Iowa City, 1948*  
*Jeff Dole, Grundy Center, 1985*

*Reggie Roby, Waterloo East, 1979*  
*Matt Whitaker, Ankeny, 1988*

*John Arnaud, Sioux City North, 1979*  
*Mark Kacmarynski, West Bend-Mallard, 1992*

# IOWA HIGH SCHOOL INDIVIDUAL ALL-TIME FOOTBALL BESTS

*The following has been compiled by the IHSAA with help from coaches and the media.*

*Information Updated: August 13, 2009*

*The complete list of All-Time Bests for Game, Season and Career can be viewed in the Football Archives section of the IHSAA website. Any addition or correction to a performance category is welcomed and can be submitted anytime, but it is preferred at the time of the accomplishment. They can be E-mailed to [blegg@iahsaa.org](mailto:blegg@iahsaa.org) with verification. The lists that follow are just a sample of the leaders and the categories.*

## GAME BESTS

### Most Rushing Yards, Game

#### 11-Player Leaders (365 yds or more)

455	Don Larson, Alden vs. Renwick, Oct. 29, 1954
451	Austin Ebertowski, Council Bluffs Abraham Lincoln vs. Sioux City East, Oct. 10, 2008
450	Jason Scales, Valley, WDM vs. Mason City, Oct. 17, 2003
436	Terry Lambert, Perry vs. Clarke, Osceola, Oct. 29, 1982
431	Chad Shuff, LeMars vs. Boone, Oct. 18, 1991
431	Eugene Campbell, Audubon vs. Carroll, Oct. 6, 1972
427	Eugene Campbell, Audubon vs. Carroll, Oct. 15, 1971
419	Dustin Crook, Woodbine vs. West Harrison, Oct. 5, 2001
418	John Gifford, Algona vs. Webster City, Sept. 19, 2008
417	Torry Peck, Seymour vs. Mormon Trail, Oct. 18, 1996
416	Rick Thompson, Madrid vs. Interstate 35, Truro, Oct. 20, 2000
415	Gary Stahl, Williamsburg vs. English Valleys, North English. Sept. 19, 1975
413	Burdell Gilleard, New London vs. Columbus Jct., 1937
411	Travis Schuler, Clay Central-Everly vs. Graettinger, Oct. 4, 1996
403	Brett Tomkins, Estherville-Lincoln Central vs. Cherokee, Nov. 1, 2006 (First Round of Playoffs)
397	Jake Petersen, Armstrong-Ringsted vs. Laurens-Marathon, Sept. 23, 2005
393	Dustyn Baethke, Williamsburg vs. North Fayette, Nov. 19, 2002 (Class 2-A semifinals)
392	Sam Meeker, Columbus, Columbus Jct. vs. Cardinal, Eldon, Nov. 1, 2002

#### 8-Player Leaders (300 yds. or more)

492	Andrew Leeper, Adair-Casey vs. Stanton, Oct. 6, 2006
411	Matt Rowley, Twin Cedars, Bussey vs. Mormon Trail, Garden Grove, Aug. 29, 2008
410	Caleb Byers, Murray vs. Mormon Trail, Garden Grove, Oct. 17, 2008
395	Jeff Struecker, Sentral, Fenton vs. Spalding Catholic, Granville, Oct. 11, 2002
393	Andrew Leeper, Adair-Casey vs. Sidney, Nov. 1, 2006 (First Round Playoffs)
389	Tyler Schirm, Walnut vs. CAM, Anita, Oct. 10, 2003
384	Nathan Losey, Harmony, Farmington vs. Seymour, Oct. 7, 2005
379	Josh Catron, Martensdale-St. Marys vs. Grandview Park Baptist, Oct. 13, 2006
367	Kellen Madison, Sentral, Fenton vs. Whiting, Sept. 24, 2001
354	Josh Brager, Ventura vs. CAL, Latimer Oct. 28, 2005
351	Caleb Byers, Murray vs. Lamoni, Oct. 5, 2007
345	Alex Feilmeier, Glidden-Ralston vs. Exira, Oct. 12, 2007
342	Ryan Haupt, Hamburg vs. South Page, College Springs, Aug. 26, 2005

### Most Passing Yards, Game

#### 11-player Leaders (340 yds. or more)

542	D.J. Freesmeier, Central Lee, Donnellson vs. Wilton, Oct. 26, 2007
523	Robert Clough, Mason City vs. Valley, WDM, Oct. 17, 2003
502	Korey Stephens, Cherokee vs. Marcus-Meriden-Cleghorn, Sept. 5, 2003
501	Zach Bellendier, Maquoketa vs. Mount Vernon, Oct. 19, 2007
497	Korey Stephens, Cherokee vs. Okoboji, Milford, Sept. 24, 2004
487	Derek Giesking, Cedar Rapids Washington vs. Cedar Rapids Kennedy, Oct. 31, 2007 (1st rd playoffs)
475	Jon Phillips, Muscatine vs. Davenport Central, Sept. 21, 2007
475	Dennis Bertilson, Klemme vs. CAL, Latimer, Oct. 16, 1970
463	Andrew Durham, Muscatine vs. Burlington, Sept. 17, 2004
460	Guy Martino, Cedar Rapids Kennedy vs. Prairie, Cedar Rapids, Sept. 28, 2007
458	Tyler Jones, Cherokee vs. Boyden-Hull/Rock Valley, Sept. 16, 2006
457	Colton Hansen, Olin vs. Springville, Oct. 7, 2005
456	Wyatt Seuss, Cedar Rapids Washington vs. Dubuque Hempstead, Nov. 3, 2008 (1st rnd playoffs)
455	Jon Phillips, Muscatine vs. Pleasant Valley, Sept. 7, 2007
455	Nate Shipman, Van Meter vs. Madrid, Oct. 29, 1999
452	Kyle Denning, NUH, Cedar Falls vs. North Butler, Oct. 23, 2008

### All Time Bests cont'd

450	Korey Stephens, Cherokee vs. HMS, Hartley, Oct. 3, 2003
448	Taylor Pollow, Sioux City East vs. Council Bluffs Abraham Lincoln, Oct. 10, 2008
444	Wyatt Seuss, Cedar Rapids Washington vs. Bettendorf, Nov. 7, 2008 (quarterfinals playoffs)
441	Chanse Creekmur, Marshalltown vs. Waukee, Oct. 17, 2008
435	Tony Lueken, Anamosa vs. Clear Creek-Amana, Oct. 5, 2007
435	Greg Smith, Lawton-Bronson vs. Meriden-Cleghorn, Sept. 6, 1974
433	Colton Hansen, Olin vs. Lisbon, Sept. 10, 2004
432	Nate Shipman, Van Meter vs. Southeast Warren, Oct. 1, 1999

### 8-player Leaders (250 yards or more)

489	Johnny Schwaller, Coon Rapids-Bayard vs. Glidden-Ralston, Oct. 5, 2007
374	David Erickson, Pomeroy-Palmer vs. Ruthven-Ayrshire, Oct. 7, 2005
373	Johnny Schwaller, Coon Rapids-Bayard vs. Saint Mary's, Remsen, Sept. 7, 2007
359	Jeremy Ehlers, Ar-We-Va, Westside vs. Remsen-Union, Oct. 24, 2008
355	Michael Hoffman, Ar-We-Va, Westside vs. Charter Oak-Ute, Sept. 23, 2005
348	Johnny Schwaller, Coon Rapids-Bayard vs. East Mills, Oct. 29, 2008 (substate)
343	Drew Whigham, Stanton vs. Hamburg, Sept. 9, 2005
340	Bryan Bowen, Nishna Valley, Hastings vs. Malvern, Oct. 27, 2006
340	Jared Bruce, Aurelia vs. Remsen-Union, Sept. 30, 2005
339	Dan Dacken, Sentral (Fenton) vs. Harris-Lake Park, Oct. 19, 2001
335	Taylor Nelson, Exira vs. Essex, Sept. 5, 2008
330	Marcus Birt, Essex vs. Exira, Sept. 5, 2008
329	Johnny Schwaller, Coon Rapids-Bayard vs. Charter Oak-Ute, Oct. 12, 2007
326	Chris Palmquist, Stanton vs. Adair-Casey, Oct. 5, 2007
325	Brock Knapp, Walnut vs. Farragut, Nov. 6, 2004 (first round playoffs)
325	Andy Carey, Farragut vs. Walnut, Nov. 6, 2004 (first round playoffs)
324	Zach Lovin, Laurens-Marathon vs. Armstrong-Ringsted, Oct. 17, 2008

### Most Touchdown Passes, Game

#### 11-player Leaders (5 or more)

9	Harry Saggau, Denison vs. Woodbine, Oct. 22, 1921
7	Brad Kline, Central Decatur, Leon vs. Wayne Community, Corydon, Oct. 27, 2006
7	Colton Hansen, Olin vs. Springville, Oct. 7, 2005
7	Jerry Junker, Parkersburg vs. New Hartford, Oct. 28, 1966
7	Greg Smith, Lawton-Bronson vs. Meriden-Cleghorn, Sept. 6, 1974
7	Dave Kuhl, Missouri Valley vs. Griswold, Oct. 19, 1973
7	Lee Wykle, Radcliffe vs. South Hamilton, Oct. 25, 1966
6	D.J. Freesmeier, Central Lee, Donnellson vs. Louisa-Muscatine, Oct. 12, 2007
6	James Vandenberg, Keokuk vs. Davis County, Bloomfield, Sept. 28, 2007
6	James Vandenberg, Keokuk vs. Central Lee, Donnellson, Sept. 7, 2007
6	Trent Rasmussen, Lisbon vs. Olin, Oct. 5, 2006
6	Mark Johnson, Cherokee vs. Manson-Northwest Webster, Oct. 22, 2004
6	Korey Stephens, Cherokee vs. Okoboji, Milford, Sept. 24, 2004
6	Andrew Durham, Muscatine vs. Burlington, Sept. 17, 2004
6	Brad Schmit, Columbus, Waterloo vs. Oelwein, Sept. 3, 2004
6	Joel Osborn, Harlan vs. Red Oak, Oct. 10, 2003
6	Brett Biermann, Tripoli vs. West Central, Maynard, Oct. 3, 2003
6	Korey Stephens, Cherokee vs. Marcus-Meriden-Cleghorn, Sept. 5, 2003
6	Cole Ingle, Southeast Polk vs. Des Moines Roosevelt, Sept. 12, 2003
6	Austin Allison, Urbandale vs. Des Moines Lincoln, Sept. 12, 2003
6	Eric Sanders, Oelwein vs. Waukon, Oct. 25, 2002
6	Brady Foster, Mason City vs. Fort Dodge, Oct. 12, 2001
6	Mike Parkinson, Akron-Westfield vs. Galva-Holstein, Nov. 11, 2002 (2nd rd. of play-offs)
6	Justin Urbanek, Hudson vs. East Buchanan, Oct. 22, 1993
6	Christian Grieser, WACO, Wayland vs. Harmony, Farmington, Oct. 19, 2001
6	Dennis Bertilson, Klemme vs. CAL, Latimer, Oct. 16, 1970
6	Chris Cate, Alden vs. Gilbert, Oct. 28, 1966

#### 8-player Leaders (5 or more)

8	Dan Dacken, Sentral (Fenton) vs. Harris-Lake Park, Oct. 19, 2001
7	Sean Brandhorst, Central City vs. Northeast Hamilton, Aug. 22, 2008
7	Johnny Schwaller, Coon Rapids-Bayard vs. Glidden-Ralston, Oct. 5, 2007
6	Zach Lovin, Laurens-Marathon vs. Armstrong-Ringsted, Oct. 17, 2008
6	Johnny Schwaller, Coon Rapids-Bayard vs. Elk horn-Kimballton, Sept. 19, 2008

### All Time Bests cont'd

- 6 Johnny Schwaller, Coon Rapids-Bayard vs. Elk Horn-Kimballton, Oct. 29, 2007
- 6 Johnny Schwaller, Coon Rapids-Bayard vs. Charter Oak-Ute, Oct. 12, 2007
- 6 Johnny Schwaller, Coon Rapids-Bayard vs. East Greene, Grand Jct., Sept. 21, 2007
- 6 Kyle Ingwersen, Harris-Lake Park vs. Whiting, Sept. 21, 2007
- 6 T.J. Fleshner, Melcher-Dallas vs. Harmony, Farmington, Sept. 29, 2006
- 6 Drew Hansen, Whiting vs. Elk Horn-Kimballton, Sept. 1, 2006
- 6 Michael Hoffman, Ar-We-Va, Westside vs. Charter Oak-Ute, Sept. 23, 2005
- 6 Darin Eckels, Murray vs. Harmony, Farmington, Sept. 2, 2005
- 6 Drew Whigham, Stanton vs. Hamburg, Sept. 9, 2005
- 6 Jason Christopherson, Whiting vs. Charter Oak-Ute, Oct. 10, 2003
- 6 Jason Christopherson, Whiting vs. East Greene, Oct. 24, 2003
- 6 Cole Page, Murray vs. Seymour, Sept. 15, 2000

### Most Pass Completions, Game

#### 11-player Leaders (25 or more)

- 42 Tyler Jones, Cherokee vs. Boyden-Hull/Rock Valley, Sept. 16, 2006
- 39 Ben Stover, Muscatine vs. Davenport, Central, Oct. 20, 2000
- 38 DJ Freesmeier, Central Lee, Donnellson vs. Wilton, October 26, 2007
- 38 Colton Hansen, Olin vs. Edgewood-Colesburg, Oct. 29, 2004
- 37 Tyler Jones, Cherokee vs. Sheldon, Oct. 27, 2006
- 36 Jon Phillips, Muscatine vs. Pleasant Valley, Sept. 7, 2007
- 35 Chanse Creekmur, Marshalltown vs. Waukee, Oct. 17, 2008
- 35 Jon Phillips, Muscatine vs. Davenport Central, Sept. 22, 2007
- 35 Colton Hansen, Olin vs. Lisbon, Sept. 10, 2004
- 34 Taylor Pollow, Sioux City East vs. Urbandale, Sept. 19, 2008
- 34 James Vandenberg, Keokuk vs. Marion, October 31, 2007 (first round of playoffs)
- 34 Colton Hansen, Olin vs. Edgewood-Colesburg, Oct. 28, 2005
- 33 Zach Bellendier, Maquoketa vs. Mount Vernon, Oct. 19, 2007
- 33 Tony Lueken, Anamosa vs. Clear Creek-Amana, Oct. 5, 2007
- 33 Matt Vohsmann, Nashua-Plainfield vs. St. Ansgar, Oct. 27, 2006
- 33 Dan Inglis, Olin vs. Central City, Oct. 27, 2006
- 33 Ryan Brandt, Storm Lake vs. Algona, Sept. 17, 2004
- 33 Korey Stephens, Cherokee vs. Battle Creek-Ida Grove, Oct. 17, 2003
- 32 Tyler Jones, Cherokee vs. Sioux Center, Oct. 20, 2006
- 32 Colton Hansen, Olin vs. East Buchanan, Winthrop, Oct. 15, 2004
- 32 Korey Stephens, Cherokee vs. Pocahontas Area, Sept. 26, 2003
- 32 Jason Pataska, Preston vs. Valley Community, Elgin, Oct. 8, 1999
- 32 Seth Anderson, Ames vs. Ankeny, Oct. 25, 1991
- 31 Taylor Pollow, Sioux City East vs. Council Bluffs Abraham Lincoln, Oct. 10, 2008
- 31 DJ Freesmeier, Central Lee, Donnellson vs. Louisa-Muscatine, Oct. 12, 2007
- 31 Guy Martino, Cedar Rapids Kennedy vs. Xavier, Cedar Rapids, Sept. 21, 2007
- 31 Colton Hansen, Olin vs. Central City, Sept. 30, 2005
- 31 Mark Jamison, Oelwein vs. Crestwood, Cresco, Oct. 8, 2004
- 31 Spencer Herzberg, Iowa Falls vs. Aplington-Parkersburg, Oct. 17, 2002
- 31 Brian Mayer, Saint Ansgar vs. Central, Elkader, Oct. 24, 1997
- 31 Chris Cate, Alden vs. Gilbert, Oct. 28, 1966
- 30 Wyatt Suess, Cedar Rapids Washington vs. Bettendorf, Nov. 7, 2008 (quarterfinals playoffs)
- 30 Derek Giesking, Cedar Rapids Washington vs. Cedar Rapids Kennedy, October 31, 2007 (first rnd playoffs)
- 30 Tyler Jones, Cherokee vs. Sibley-Ocheyedan, Sept. 22, 2006
- 30 Matt Vohsmann, Nashua-Plainfield vs. Gladbrook-Reinbeck, Oct. 28, 2005
- 30 Korey Stephens, Cherokee vs. Marcus-Meriden-Cleghorn, Sept. 3, 2004
- 30 Kevin Sigler, Co. Bluffs, Abraham Lincoln vs. Bellevue, NE, Oct. 9, 1970
- 30 Korey Stephens, Cherokee vs. HMS, Hartley, Oct. 3, 2003
- 30 Greg Anderson, Saint Ansgar vs. North Iowa, Buffalo Center, Oct. 14, 1994

#### 8-player Leaders (20 or more)

- 39 Johnny Schwaller, Coon Rapids-Bayard vs. Glidden-Ralston, Oct. 5, 2007
- 29 Dan Dacken, Sentral, Fenton vs. Harris-Lake Park, Oct. 19, 2001
- 28 Johnny Schwaller, Coon Rapids-Bayard vs. Saint Mary's, Remsen, Sept. 7, 2007
- 26 Jeremy Ehlers, Ar-We-Va, Westside vs. Remsen-Union, Oct. 24, 2008
- 26 Johnny Schwaller, Coon Rapids-Bayard vs. Charter Oak-Ute, Oct. 12, 2007
- 24 Johnny Schwaller, Coon Rapids-Bayard vs. East Mills, Oct. 29, 2008 (substate)
- 24 David Erickson, Pomeroy-Palmer vs. Northeast Hamilton, Blairsburg Sept. 9, 2005

## All Time Bests cont'd

### **Most Yards Pass Receiving, Game**

#### **11-player Leaders (200 or more yards)**

318	Brock Campbell, Cherokee vs. Marcus-Meriden-Cleghorn, Sept. 5, 2003
309	Allen Rogers, Melcher-Dallas vs. Earlham, Oct. 18, 1996 (10 catches)
299	Todd Blythe, Indianola vs. Dowling, WDM, Oct. 4, 2002 (11 catches)
295	Cal Bobier, Akron-Westfield vs. Galva-Holstein, Nov. 11, 2002 (2nd rnd play-offs) (9 catches)
290	Dan Mysnyk, Iowa City West vs. Waterloo West, Sept. 5, 2008
288	Paul Jacobson, Prairie Valley, Gowrie vs. Colfax Mingo, Oct. 21, 2005 (14 catches)
286	Nate Teed, Muscatine vs. Clinton, Oct. 16, 1998 (9 catches)
279	Chris Aldrich, Oelwein vs. Highland-Lone Tree, Sept. 6, 2002 (8 catches)
271	Joe Audlehelm, Central Decatur, Leon vs. Wayne Community, Corydon, Oct. 27, 2006 (22 catches)
269	Wes McGraw, Central Lee, Donnellson vs. Wilton, October 26, 2007
267	Tyler Sash, Oskaloosa vs. Chariton, Sept. 23, 2005 (9 catches)
259	Parker Kruse, Prairie Valley, Gowrie vs. Saint Edmond, Fort Dodge, October 26, 2007
258	Colten Kelly, Anamosa vs. Clear Creek-Amana, Oct. 5, 2007 (14 catches)
257	Michael Harper, Oelwein vs. Crestwood, Cresco, Sept. 26, 2003 (11 catches)
250	Chris Aldrich, Oelwein vs. Waukon, Oct. 25, 2002 (9 catches)
249	Brock Campbell, Cherokee vs. Prairie Valley, Gowrie, Oct. 10, 2003 (14 catches)
248	Luke Bengtson, Johnston vs. Co. Bluffs, Abraham Lincoln, Sept. 26, 2003 (17 catches)
248	Aaron Meline, Urbandale vs. Valley, WDM, Oct. 29, 1999
247	Jeremy Van Soelen, Lynnville-Sully vs. Lisbon, Sept. 12, 1997
246	Nick Ratchford, Columbus Catholic, Waterloo vs. South Winneshiek, Calmar, Oct. 13, 2006r
246	Christopher Campbell, Cherokee vs. Boyden-Hull/Rock Valley, Sept. 16, 2006
241	Noah Huisman, Mason City vs. Waukee, Oct. 24, 2008

#### **8-players Leaders (170 or more yards)**

304	Andy Golay, Coon Rapids-Bayard vs. Glidden-Ralston, Oct. 5, 2007 (18 receptions)
260	Wil Bauer, Melcher-Dallas vs. East Union, Afton, Oct. 20, 2006
254	Willy Westberry, Melcher Dallas vs. Twin Cedars, Bussey, Oct. 28, 2005 (14 catches)
237	Tyler Blum, Walnut vs. Malvern, Oct. 8, 2004 (11 catches)
232	Joe Knoer, Ruthven-Ayrshire vs. Woden-Crystal Lake-Titonka, Sept. 9, 2005 (15 catches)
227	Jacob Bruce, Aurelia vs. Glidden-Ralston, Nov. 1, 2006 (first round state playoffs)
224	Tyler Boeke, Coon Rapids-Bayard vs. East Mills, Oct. 29, 2008 (substate)
223	Jacob Bruce, Aurelia vs. Remsen-Union, Sept. 30, 2005
211	Alex West, Whiting vs. Elk Horn-Kimballton, Sept. 1, 2006
211	Greg Foth, Twin River Valley vs. North Kossuth, Swea City, Oct. 22, 2004 (11 catches)
210	Dillon Meyer, Sentral, Fenton vs. Harris-Lake Park, Oct. 19, 2001 (15 catches)

### **Most TD Receptions, Game**

#### **11-player Leaders (4 or more)**

7	Joe Audlehelm, Central Decatur, Leon vs. Wayne Community, Corydon, Oct. 27, 2006
5	Chris Kehe, Tripoli vs. West Central, Maynard, Oct. 3, 2003
5	Joseph Dougherty, Grinnell vs. Harlan, Nov. 13, 2000
5	Chris Aldrich, Oelwein vs. Waukon, Oct. 25, 2002

#### **8-player Leaders (4 or more)**

6	Alex West, Whiting vs. Elk Horn-Kimballton, Sept. 1, 2006
5	Mason Nielsen, Central City vs. Northeast Hamilton, Blairsburg, Aug. 22, 2008
5	Andy Golay, Coon Rapids-Bayard vs. Glidden-Ralston, Oct. 5, 2007

### **Most Pass Receptions, Game**

#### **11-player Leaders (min. 10 per game)**

22	Joe Audlehelm, Central Decatur, Leon vs. Wayne Community, Corydon, Oct. 27, 2006
20	Wes McGraw, Central Lee, Donnellson vs. Wilton, October 26, 2007
19	Mike Assenmacher, Preston vs. Valley Community, Elgin, Oct. 8, 1999
19	Jim Luse, Southeast Warren, 1971 (opponent and date pending)
18	Noah Huisman, Mason City vs. Waukee, Oct. 24, 2008
17	Britt Anderson, Sioux City East vs. Urbandale, Sept. 19, 2008
17	Brandon Pierson, Central Decatur, Leon vs. Corning, Oct. 22, 2004
17	Jacob Sulzner, Olin vs. Lisbon, Sept. 10, 2004
17	Michael Harper, Oelwein vs. Columbus, Waterloo, Sept. 3, 2004
17	Joseph Dougherty, Grinnell vs. Harlan, Nov. 13, 2000 (Semifinals State Play-offs)
17	Luke Bengtson, Johnston vs. Co. Bluffs, Abraham Lincoln, Sept. 26, 2003

### All Time Bests cont'd

- 17 Jim Leonard, Cherokee vs. Battle Creek-Ida Grove, Oct. 17, 2003
- 16 Edwin Arceo, Muscatine vs. Davenport Central, Aug. 28, 2008
- 16 Christopher Campbell, Cherokee vs. Boyden-Hull/Rock Valley, Sept. 16, 2006
- 15 Keenan Davis, Cedar Rapids Washington vs. Cedar Falls, Nov. 5, 2007 (quarterfinals playoffs)
- 15 Colten Kelly, Anamosa vs. West Liberty, October 26, 2007
- 15 Troy Manriquez, Muscatine vs. North Scott, Eldridge, October 5, 2007
- 15 Troy Manriquez, Muscatine vs. Davenport Central, Sept. 21, 2007
- 15 Chad Davidson, Xavier, Cedar Rapids vs. Cedar Falls, Aug. 31, 2001

### 8-player Leaders (min. 10 per game)

- 19 Joe Knoer, Ruthven-Ayrshire vs. North Kossuth, Oct. 28, 2005
- 18 Andy Golay, Coon Rapids-Bayard vs. Glidden-Ralston, Oct. 5, 2007
- 15 Joe Knoer, Ruthven-Ayrshire vs. Woden-Crystal Lake-Titonka, Sept. 9, 2005
- 15 Joe Knoer, Ruthven-Ayrshire vs. Twin River Valley. Bode, Oct. 14, 2005
- 15 Dillon Meyer, Sentral, Fenton vs. Harris-Lake Park, Oct. 19, 2001
- 14 Jacob Bruce, Aurelia vs. Glidden-Ralston, Nov. 1, 2006 (first round playoffs)
- 14 Willy Westberry, Melcher Dallas vs. Twin Cedars. Bussey, Oct. 28, 2005

### Most TDs. Game

#### 11-player Leaders (6 or more)

- 9 Jason Scales, Valley, WDM vs. Mason City, Oct. 17, 2003
- 8 Brett Tomkins, Estherville-Lincoln Central vs. Cherokee, Nov. 1, 2006 (First Round of Playoffs)
- 8 Chad Shuff, LeMars vs. Algona, Oct. 23, 1992
- 8 Scott Meek, Gilbert vs. Hubbard, Oct. 18, 1975
- 8 Burdell Gilleard, New London vs. Columbus Jct., 1937
- 7 Kendale Turner, Clarinda Academy vs. Tarkio, MO, Oct. 26, 2007
- 7 Joe Audlehelm, Central Decatur, Leon vs. Wayne Community, Corydon, Oct. 27, 2006
- 7 Tyler Sash, Oskaloosa vs. Davis County, Bloomfield, Oct. 27, 2006
- 7 Levi Ferguson, North Mahaska vs. WACO, Wayland, Nov. 2, 2005 (First round playoffs)
- 7 Jimmy Waters, Lewis Central vs. Creston/Orient-Macksburg (3 OTS), Oct. 14, 2005
- 7 Jayme Murphy, Dubuque Senior vs. Xavier, Cedar Rapids, Oct. 15, 2004
- 7 Levi Ferguson, North Mahaska, New Sharon vs. BCLUW, Conrad, Sept. 24, 2004
- 7 Brian Heimer, St. Ansgar vs. Denver, Oct. 24, 2003
- 7 Ashton Winchel, Iowa City, West vs. Linn-Mar, Sept. 12, 2003
- 7 Mitch Devlin, Starmont, Arlington vs. MFL, MarMac, Sept. 27, 2002
- 7 Aaron Cawthorn, Des Moines, Roosevelt vs. Des Moines, Hoover, Oct., 18, 2002
- 7 Ryan Frehse, Denison-Schleswig vs. Glenwood, Oct. 12, 2001
- 7 John McLaughlin, Rockwell-Swaledale vs. CAL-Dows, Sept. 14, 2001
- 7 Rick Thompson, Madrid vs. Interstate 35, Truro, Oct. 20, 2000
- 7 Sean Shafar, Bedford vs. Corning. Oct. 30, 1998
- 7 Tim Secory, Clear Lake vs. Forest City, Oct. 30, 1998
- 7 Dan Julin, Ar-We-Va, Westside vs. Aurelia, Sept. 26, 1997
- 7 Steve Edwards, Adel vs. Madrid, Sept. 16, 1966
- 7 Travis Schueller, Clay Central-Everly vs. Graettinger, Oct. 4, 1996
- 7 Larry Fuller, Madrid vs. CAL-Dows, Sept. 6, 1995
- 7 Carey Bender, Marion vs. Vinton, Sept. 29, 1989
- 7 Marty Franks, Essex vs. New Market, Oct. 17, 1969
- 7 Gary Nelson, Alden vs. Gilbert, November 4, 1966
- 7 Micah Mullenix, Woodbine vs. South Page, Nov. 1, 1996
- 7 Warren Pierce, West Branch vs. Tipton, 1961
- 7 Morris Weber, Missouri Valley vs. Onawa, Oct. 20, 1944
- 7 Burdell Gilleard, New London vs. Columbus Junction, Oct. 8, 1937

#### 8-player Leaders (6 or more)

- 10 Willy Westberry, Melcher Dallas vs. Seymour, Oct. 14, 2005
- 10 Tim Seils, Charter Oak-Ute vs. Spalding Catholic, Granville, Oct. 15, 2004
- 8 Jon Klein, St. Mary's, Remsen vs. Harris-Lake Park, Oct. 20, 2006
- 8 Willy Westberry, Melcher-Dallas vs. Adair-Casey, Sept. 9, 2005
- 8 Ryan Haupt, Hamburg vs. South Page, College Springs, Aug. 26, 2005
- 8 Tyler Schirm, Walnut vs. CAM, Anita, Oct. 10, 2003
- 8 Isaac Gannon, East Greene, Grand Jct. vs. Essex, Oct. 5, 2001
- 7 Caleb Byers, Murray vs. Mormon Trail, Garden Grove, Oct. 17, 2008
- 7 Matt Rowley, Twin Cedars, Bussey vs. Mormon Trail, Garden Grove, Aug. 29, 2008
- 7 Ethan Miller, Seymour vs. Harmony, Farmington, Sept. 14, 2007

### All Time Bests cont'd

7	Andrew Leeper, Adair-Casey vs. Stanton, Oct. 6, 2006
7	Zach Stork, Glidden-Ralston vs. Ruthven-Ayrshire, Sept. 22, 2006
7	Nathan Losey, Harmony, Farmington vs. Seymour, Oct. 7, 2005
7	Jeff Struecker, Sentral (Fenton) vs. Spalding Catholic, Granville; Oct. 11, 2002
7	Josh Brager, Ventura vs. Cal, Latimer, Oct. 28, 2005
7	Tyler Schirm, Walnut vs. Villisca, Oct. 24, 2003
7	Ryan Haupt, Hamburg vs. South Page, College Springs, Oct. 7, 2005
7	Chase Brandt, North Kossuth, Swea City vs. Nora Springs-Rock Falls, Sept. 9, 2005
7	BJ Wells, Melcher-Dallas vs. Harmony, Farmington, Oct. 1, 2004
7	Mike Wiederholt, St. Mary's, Remsen vs. Charter Oak-Ute, Sept. 26, 2003
7	Tyler Schirm, Walnut vs. CAM, Anita, Oct. 10, 2003
7	Brent Kai, Aurelia vs. Woden-Crystal Lake-Titonka, Sept. 12, 2003
7	Kellen Madison, Sentral (Fenton) vs. Whiting, Sept. 14, 2001

### **Most Points Scored, Game**

#### **11-Player Leaders (36 points or more)**

54	Jason Scales, Valley, WDM vs. Mason City, Oct. 17, 2003
52	Scott Meek, Gilbert vs. Hubbard, Oct. 18, 1975
49	Burdell Gilleard, New London vs. Biggsville, IL, 1937
48	Brett Tomkins, Estherville-Lincoln Central vs. Cherokee, Nov. 1, 2006 (First Round of Playoffs)
48	Chad Shuff, LeMars vs. Algona, Oct. 23, 1992
48	Rick Thompson, Madrid vs. Interstate 35, Truro, Oct. 20, 2000
47	Sean Shafar, Bedford vs. Corning, Oct. 30, 1998
47	Dan Julin, Ar-We-Va, Westside vs. Aurelia, Sept. 26, 1997
46	Levi Ferguson, North Mahaska, New Sharon vs. BCLUW, Conrad, Sept. 24, 2004
45	Brandon Wegher, Bishop Heelan, Sioux City vs. MOC, Floyd Valley, Oct. 20, 2006 (6 TD, 6 PAT, FG)
45	Levi Ferguson, North Mahaska vs. WACO, Wayland, Nov. 2, 2005 (First round playoffs)
45	Gary Nelson, Alden vs. Gilbert, November 4, 1966
45	Marty Franks, Essex vs. New Market, Oct. 17, 1969
44	Kendale Turner, Clarinda Academy vs. Tarkio, MO, Oct. 26, 2007
44	Jayme Murphy, Dubuque Senior vs. Xavier, Cedar Rapids, Oct. 15, 2004
44	Travis Schueller, Clay Central-Everly vs. Graettinger, Oct. 4, 1996
44	Tim Secory, Clear Lake vs. Forest City, Oct. 30, 1998
44	Larry Fuller, Madrid vs. CAL-Dows, Sept. 6, 1995
43	Levi Ferguson, North Mahaska, New Sharon vs. BCLUW, Conrad, Sept. 24, 2005
43	Taylor Strube, Emmetsburg vs. Battle Creek-Ida Grove, Oct. 25, 2002
43	Burdell Gilleard, New London vs. Columbus Junction, 1937

#### **8-player Leaders (36 or more)**

72	Willy Westberry, Melcher Dallas vs. Seymour, Oct. 14, 2005
60	Tim Seils, Charter Oak-Ute vs. Spalding Catholic, Granville, Oct. 15, 2004
52	Willy Westberry, Melcher-Dallas vs. Adair-Casey, Sept. 9, 2005
52	Ryan Haupt, Hamburg vs. South Page, College Springs, August 26, 2005
52	Tyler Schirm, Walnut vs. CAM, Anita, Oct. 10, 2003
48	Tyler Schirm, Walnut vs. Villisca, Oct. 24, 2003
48	Isaac Gannon, East Greene vs. Essex, Oct. 5, 2001
47	Caleb Byers, Murray vs. Mormon Trail, Oct. 17, 2008
44	Andrew Leeper, Adair-Casey vs. Stanton, Oct. 6, 2006
44	Nathan Losey, Harmony vs. Seymour, Oct. 7, 2005
44	BJ Wells, Melcher-Dallas vs. Harmony, Farmington, Oct. 1, 2004
44	Brent Kai, Aurelia vs. Woden-Crystal Lake-Titonka, Oct. 5, 2003
44	Kevin Bugg, Farragut vs. Malvern, Oct. 11, 2002
44	Jeff Struecker, Sentral (Fenton) vs. Spalding Catholic, Granville, Oct. 11, 2002

### **Most Individual Points in Overtime Game (18 or more pts)**

#### **11-player (18 or more points)**

30	Ricky Thompson, Ames vs. Valley, WDM, Oct. 4, 2002 (TDs in first five of six OTS)
18	Ryan Tousley, Valley, WDM vs. Ames, Oct. 4, 2002 (6 OTS)
18	Jeff Woody, Southeast Polk vs. Ames (4 OTS), Nov. 3, 2008 (1st rnd playoffs)

#### **8-player (10 or more points)**

None reported

All Time Bests cont'd

**Game Pass Interceptions**

**11-player Leaders (3 or more)**

- 6 – Tom Miner, AvoHa, Avoca vs. Tri-Center, Neola, Oct. 8, 1982
- 5 – Taylor Otto, Durant- Bennett vs. Clear Creek-Amana, August 31, 2007
- 5 – Ben Schmidt, Tri-County, Thornburg vs. Moravia-Moulton-Udell, Sept. 13, 2002
- 5 – Joe Schisel, Garner-Hayfield vs. Clarion-Goldfield, Oct, 2, 1992
- 5 – Clyde Duncan, Des Moines North vs. Dowling Catholic, 1962

**8-player Leaders (3 or more)**

- 5 – Andy Carey, Farragut vs. Hamburg, Oct. 1, 2004
- 4 – Brad Hodgen, Remsen-Union vs. Ruthven-Ayrshire, Aug. 29, 2008
- 4 – Andy Jackson, Murray vs. Fox Valley, Sept. 28, 2001

**Game Opponent Fumble Recovery**

**11-player Leaders (3 or more)**

- 4 – Chad Federlein, West Branch vs. Mount Vernon, Oct. 18, 1991
- 4 – Robert Achen, WACO, Wayland vs. \_\_\_\_\_, 1974

**8-player Leaders (3 or more)**

- 3 – Kyle Savery, Charter Oak-Ute vs. East Greene, Grand Jct., Sept. 16, 2005
- 3 – Brian Seieroe, Charter Oak-Ute vs. Ruthven-Ayrshire, Sept. 8, 2006
- 3 – Neil Nowakowski, Murray vs. Des Moines Christian, Oct. 4, 2003

**Most Kick-off Returns for a TD, Game**

**11-Player (3)**

*none reported*

**8-Player (3)**

- 3 - Mason Nielson, Central City vs. East Central, Miles, Sept. 19, 2008

**Most Punt Returns for a TD, Game**

**11-Player (3)**

*none reported*

**8-Player (3)**

*none reported*

**LONGEST SCORING PLAYS**

**Longest Field Goal**

**11-player Leaders (50 yds or more)**

- 63 yards - Todd Sievers, Ankeny vs. Fort Dodge, Oct. 10, 1997
- 62 yards - Mike Kennon, Stanton vs. Nishna Valley, Oct. 29, 1982
- 58 yards - Jeremy Bartlett, Carson-Macedonia-Oakland vs. Underwood, Oct. 20, 1989
- 56 yards - Kyle Schlicher, Ankeny vs. Dowling, Sept. 28, 2001
- 56 yards - Chad Gleckler, Lewis Central vs. Harlan, Oct. 11, 1991
- 56 yards - Jeff Shudak, St. Albert, Council Bluffs vs. Omaha St. Joseph, Oct. 1, 1985
- 56 yards - Kevin Downey, Creston vs. Nishna Valley, Sept. 5, 1975
- 55 yards - Andrew Casper, Decorah vs. Crestwood, Oct. 24, 2008 (free kick after a fair catch)
- 55 yards - Sam Brockshus, Spencer vs. Storm Lake, Sept., 19, 2008
- 55 yards - Chris Kemmerer, Clear Lake vs. Mt. Vernon, Nov. 18, 2002 (Class 3-A semifinals)
- 54 yards - Jake Jenkins, Interstate 35, Truro vs. Bedford, Oct. 14, 2005
- 54 yards - Warren Seuss, Cedar Rapids Washington vs. Iowa City West, Nov. 10, 2003 (4A quarterfinals)
- 54 yards - Joey Krieger, Muscatine vs. Clinton, Oct. 4, 2002
- 54 yards - Jared Parker, Ankeny vs. DM, North, Sept. 27, 2002
- 54 yards - Edgar Arceo, Muscatine vs. Bettendorf, Oct. 18, 2002
- 54 yards - Edgar Arceo, Muscatine vs. Burlington, Sept. 20, 2002
- 54 yards - Joel Campbell, Urbandale vs. South Tama, Oct. 23, 1986
- 54 yards - Kyle Schlicher, Ankeny vs. Southeast Polk, Oct. 12, 2001
- 54 yards - Michael Holdren, CMB, Baxter vs. West Marshall, Sept. 22, 2000
- 53 yards - Shane Morelock, Iowa City, City vs. Prairie, Cedar Rapids, Oct 5, 2007 (free kick after fair catch)
- 53 yards - Grant Mosier, Clarinda vs. St. Albert, Council Bluffs, Sept. 9, 2005
- 53 yards - T.J. Irvin, Waukee vs. JSPC, Jefferson, Oct. 29, 1999
- 53 yards - Joseph Malsam, Bishop Heelan, Sioux City vs. Omaha Burke, Sept. 4, 1998



### All Time Bests cont'd

53 yards - Greg McLaughlin, Columbus, Waterloo vs. Grinnell, Sept. 16, 1994  
53 yards - Dan Garcean, Oelwein vs. Sept. 19, 1980  
53 yards - Mike Donnenwerth, SCMT, Sheffield vs. Ventura, Sept. 17, 1999  
53 yards - Ben Wann, Mason City vs. Fort Dodge, Oct. 30, 1998  
53 yards - Clayton Carson, Griswold vs. CAM, Anita, Oct. 3, 1997  
52 yards - Edwin Arceo, Muscatine vs. Pleasant Valley, Sept. 7, 2007  
52 yards - Ryan McMahon, Dowling Catholic, WDM vs. Council Bluffs Thomas Jefferson, Sept. 8, 2006  
52 yards - Daniel Murray, Regina, Iowa City vs. Belle Plaine, Sept. 30, 2005  
52 yards - Justin Schebler, Assumption, Davenport vs. Muscatine, Sept. 10, 2005  
52 yards - Keith Neal, Clarinda vs. Mount Ayr, Oct. 10, 2003  
52 yards - Jeff Shudak, St. Albert, Council Bluffs vs. Boys Town, NE, Sept. 27, 1985  
52 yards - Adam Brinkman, Sergeant Bluff-Luton vs. Westwood, Sloan, Sept. 24, 1999  
52 yards - Andy Rocksvold, Decorah vs. Waverly-Shell Rock, Sept. 13, 1991  
52 yards - Bret Culbertson, DM Lincoln vs. Fort Dodge, Sept. 19, 2003  
51 yards - Kurtis Hoefling, Hinton vs. Akron-Westfield, Sept. 17, 2004  
51 yards - Nate Rausa, Columbus, Waterloo vs. South Tama County, Sept. 10, 2004  
51 yards - Reggie Roby, Waterloo East vs. Waterloo West, Nov. 3, 1978  
51 yards - Justin Langan, Bettendorf vs. Assumption, Davenport, Oct. 16, 1998  
50 yards - Marcus Prull, Monticello vs. Beckman, Dyersville, October 17, 2008  
50 yards - Kyle Haake, Harlan vs. Denison-Schleswig, August 31, 2007  
50 yards - Daniel Murray, Regina, Iowa City vs. Bishop Garrigan, Algona, Nov. 18, 2005 (1A Championship)  
50 yards - Zach Guyer, Johnston vs. Indianola, Oct. 28, 2005  
50 yards - Brian Peek, Charles City vs. Clear Lake, Sept. 10, 2004  
50 yards - Jeff Schebler, Assumption, Davenport vs. Muscatine, Sept. 10, 2004  
50 yards - Mike Pauk, Mallard vs. Ruthven-Ayrshire, Sept. 14, 1984  
50 yards - Ryan Hutton, Indianola vs. Southeast Polk, Oct. 18, 2002  
50 yards - Brian Wingert, Cedar Falls vs. Waterloo West, Sept. 7, 2001  
50 yards - Nate Kaeding, Iowa City West vs. Cedar Rapids Washington, Sept. 2, 1999  
50 yards - Pheng Chantavong, Des Moines North vs. Southeast Polk, Oct. 6, 1995

### 8-player Leaders (40 or longer)

43 yards - Conner Moore, Adair-Casey vs. Walnut, Oct. 17, 2003  
42 yards - Nate Brueggeman, Harris-Lake Park vs. Spalding Catholic, Granville, Oct. 5, 2007  
42 yards - Tony Ballestad, Lamoni, 2002  
42 yards - Matt Wallace, Twin River Valley, 2002  
44 yards - Cody Weaver, Grandview Park Baptist, DM vs. Twin Cedars, Bussey, Oct. 3, 2008  
40 yards - Cody Weaver, Grandview Park Baptist, DM vs. Lamoni, Oct. 10, 2008  
40 yards - Cody Weaver, Grandview Park Baptist, DM vs. Mormon Trail, Garden Grove, Oct. 24, 2008  
40 yards - Isaac Lopez, Ankeny Christian Academy vs. Mormon Trail, Garden Grove, Oct. 3, 2008

### Longest Kick-off Return for TD

*Note - by rule, kick off returns can only be 99 yards; 79 in 8-player; kicks into the end zone by rule are "dead"*

### 11-player Leaders (95 yds. or more)

99 yds - Jacob Stacy, Indianola vs. Waukee, Oct. 29, 2008 (Substate)  
99 yds - Spencer Hurly Boyd, Woodward-Granger vs. Pella Christian, Nov. 3, 2008 (1st rnd playoffs)  
99 yds - Mike Rummelhart, Regina, Iowa City vs. Center Point-Urbana, Oct. 24, 2008  
99 yds - Britt Anderson, Sioux City East vs. Council Bluffs Abraham Lincoln, Oct. 11, 2007  
99 yds - Feliciano White, Des Moines North vs. Sioux City North, Sept. 13, 2007  
99 yds - Mason Nielsen, Central City vs. GMG, Garwin, Sept. 7, 2007  
99 yds - Reece Jedlicka, Solon vs. Beckman, Dyersville, Sept. 29, 2006  
99 yds - Kyle Gorres, Gladbrook-Reinbeck vs. Aplington-Parkersburg, Nov. 2, 2005 (First round playoffs)  
99 yds - Willie Argo, Assumption, Davenport vs. Clinton, Sept. 16, 2005  
99 yds - Brad Renze, Manning vs. AHST, Avoca, Sept. 10, 2004  
99 yds - Nate Gutshall, Urbandale vs. Council Bluffs Thomas Jefferson, Sept. 3, 2004  
99 yds - Michael Buck, Creston-Orient-Macksburg vs. Harlan, Nov. 11, 2003 (state quarterfinals)  
99 yds - Ben Lohmeier, Southeast Polk vs. Urbandale, Oct. 27, 2000  
99 yds - Mike Smothers, Wahlert, Dubuque vs. Cedar Falls, 1999  
99 yds - Jesse Holland, Iowa City, City vs. Cedar Rapids Washington, 1996  
99 yds - Mike Nielsen, Cedar Falls vs. Iowa City, City, 1993  
99 yds - Tim Lauck, West Bend vs. \_\_\_\_\_, 1982  
99 yds - Orville Townsend, Iowa City, vs. Iowa City, West, Oct. 4, 1985  
99 yds - Ramon Christopher, DM Hoover vs. Ankeny, Sept. 7, 1994  
99 yds - Jason Graff, Spirit Lake vs. Hartley-Melvin-Sanborn, Sept. 24, 1993

### All Time Bests cont'd

99 yds – Tracy Thompson, Missouri Valley vs. Carson-Macedonia, Sept. 24, 1982  
99 yds – Bob Warren, Centerville vs. Indianola, 1955  
99 yds – Glen “Bus” Steward, Missouri Valley vs. Glenwood, Nov. 11, 1947  
98 yds – Mike Perez, Dike-New Hartford vs. Hudson, Sept. 12, 2008  
98 yds – Tyler Pierce, ADM, Adel vs. Dallas Center-Grimes, Aug. 29, 2008  
98 yds – Thom Thammavongsa, Storm Lake vs. Spencer, Oct. 5, 2007  
98 yds – Tyson Brandt, Storm Lake vs. Cherokee, Sept. 8, 2006  
98 yds – Chris Ivory, Bettendorf vs. North Scott, 2004  
98 yds – Chad Fowles, Ames vs. Indianola, Sept. 11, 1992  
98 yds – Nathan Nedved, Garner-Hayfield vs. Osage, Oct. 10, 2003  
98 yds – Seth Moulton, Ankeny vs. Mason City, Sept. 17, 1999  
98 yds – Nate Cook, Marshalltown vs. Newton, Oct. 7, 2002  
98 yds – Blair Overton, North Tama, Traer vs. Dysart-Geneseo, Oct. 29, 1985  
98 yds – Mike Thompson, Emmetsburg vs. Grundy Center, Nov. 17, 1984 (2A State Championship)  
98 yds – Garry Robertson, Saint Ansgar vs. Lyle, MN, 1957  
97 yds – Jeff Williams, Clarinda vs. Missouri Valley, Sept. 19, 2008  
97 yds – Tyler Pearson, Knoxville vs. Williamsburg, Sept. 30, 2005  
97 yds – Tony Haack, LeMars vs. Harlan, Nov. 10, 2003, UNI Dome (3A playoff semifinals),  
97 yds – Austin Harder, Sioux City North vs. Ankeny, Sept. 24, 2003  
97 yds – Nathan Feltz, Dowling Catholic, WDM vs. Sioux City West, Sept. 3, 2004  
97 yds – Tony Benson, DM North vs. Co. Bluffs, Thomas Jefferson, Aug. 31, 2001  
97 yds – Ben Hayes, Pleasantville vs. Woodward-Granger, Oct. 13, 2000  
97 yds – Jeff Moreau, Estherville-Lincoln Central vs. Kuemper Catholic, Carroll, Sept. 9, 1994  
97 yds – Gail Richardson, Jefferson vs. Des Moines, North, Sept. 26, 1941  
97 yds – Kikie Bernstine, Des Moines Lincoln vs. Bishop Heelan, Sioux City, Sept. 26, 2003  
96 yds – **(Twice)** Hunter Else, South Tama County, Tama vs. Fairfield, Aug. 31, 2007  
96 yds – Jake Dever, Northeast, Goose Lake vs. Camanche, August 31, 2007  
96 yds – Jack Bradley, Bishop Garrigan, Algona vs. Alta, August 31, 2007  
96 yds – Derek Snider, Wilton vs. Louisa-Muscatine, Oct. 1, 2004  
96 yds – Brad Stevenson, West Monona vs. Woodbury Central, Merville, Sept. 15, 1973  
96 yds – Brett Schoneman, Garner-Hayfield vs. Newman Catholic, Mason City, Sept. 2, 1994  
96 yds – John Smith, West Delaware vs. LaSalle, Cedar Rapids, 1989  
96 yds – David Hoffman, Perry vs. Saydel, 1978

### 8-player Leaders (75 yards or more)

79 yds – Nathan Day, East Mills vs. Villisca, Sept. 12, 2008  
79 yds – Levi Hebling, East Mills vs. Essex, Sept. 14, 2007  
79 yds – Alex Whigham, Stanton vs. Exira, Sept. 22, 2006  
79 yds – Shane Nicholson, Melcher-Dallas vs. Lenox, Sept. 8, 2006  
79 yds – Kasey Reilly, Aurelia vs. Whiting, Oct. 19, 2001  
78 yds – Tyler Tonderum, Armstrong-Ringsted vs. Ventura, Oct. 30, 2007 (first round playoffs)  
78 yds – Ben Gaffney, Rockwell-Swaledale vs. CAL, Latimer, Sept. 28, 2007  
78 yds – Derek Haugland, Woden-Crystal Lake-Titonka vs. Rockwell-Swaledale, August 31, 2007  
78 yds – Jacob Bruce, Aurelia vs. Whiting, Oct. 5, 2006  
78 yds – Tyler Schirm, Walnut vs. Villisca, Oct. 24, 2003  
77 yds – Kaleb Burhow, West Central, Maynard vs. Central City, Oct. 17, 2008  
77 yds – Shaun McGuire, Sentral, Fenton vs. CAL, Latimer, Sept. 7, 2007

### Longest Scrimmage Run for TD

*Note – by rule, scrimmage-run plays can only be 99 yards; 79 if 8-player*

### 11-player Leaders (90 yds or more)

99 yds – John Brown, Clarinda Academy vs. Wayne Community, Corydon, Aug. 31, 2007  
99 yds – John Brown, Clarinda Academy vs. Shenandoah, Sept. 7, 2007  
99 yds – Keaton Rickels, Iowa Falls-Alden vs. Ogden, Oct. 5, 2007  
99 yds – Terrell McBride, Cedar Rapids Jefferson vs. Waterloo West, Sept. 13, 2007  
99 yds – Adam Robinson, Des Moines Lincoln vs. Valley, WDM, Nov. 1, 2006 (First Round Playoffs)  
99 yds – Nick Peterson, Gladbrook-Reinbeck vs. BCLUW, Conrad, Sept. 29, 2006  
99 yds – Jayme Murphy, Dubuque Senior vs. Cedar Rapid Jefferson, Oct. 27, 2005  
99 yds – Demarcus Williamson, Clarinda Academy vs. AHST, Avoca, Sept. 29, 2005  
99 yds – Brad Renze, Manning vs. AHST, Avoca, Sept. 10, 2004  
99 yds – Joel Hanson, Postville vs. South Winneshiek, Calmar, Sept. 12, 2003  
99 yds – Tyler Gebers, Galva-Holstein vs. Maple Valley/Anthon-Oto, Oct. 10, 2003  
99 yds – Richard Corum, Lisbon vs. West Central, Maynard, Sept. 21, 2001  
99 yds – Brad Sitzman, Gehlen Catholic, LeMars vs. North Mahaska, Nov. 17, 1995 (Class A Championship)

### All Time Bests cont'd

99 yds – Nathan Sawvell, Wilton vs. Durant, Sept. 25, 1998  
99 yds – Kurt Ciesielski, Jesup vs. North Linn, Sept. 11, 1992  
99 yds – Brent Roth, Iowa City, City vs. Wahlert, Dubuque, Sept. 15, 1988  
99 yds – Bruce Roberts, Missouri Valley vs. Denison, Sept. 20, 1963  
99 yds – Larry Block, West Central, Maynard vs. Sumner, 1962  
99 yds – Bob Brooks, Garner vs., Northwood-Kensett, 1953  
98 yds – Austin French, Mount Ayr vs. Central Decatur, Leon, Oct. 13, 2006  
98 yds – Justin Weirich, Griswold vs. Underwood, Sept. 15, 2006  
98 yds – Kyle Disney, Clarion-Goldfield vs. Union, La Porte City, Oct. 29, 2004  
98 yds – Greg Coleman, Iowa City, West vs. Linn-Mar, Marion Sept. 14, 2001  
98 yds – Patrick Cook, East Buchanan, Winthrop vs. East Central, Miles, Oct. 9, 2001  
98 yds – David Symonds, Wilton vs. West Liberty, Sept. 19, 1986  
97 yds – Ross Haren, Webster City vs. Eagle Grove, Sept. 5, 2008  
97 yds – Kyle Baker, Mediapolis vs. WACO, Wayland, Aug. 29, 2008  
97 yds – John May, Southeast Warren vs. Madrid, Oct. 20, 2006  
97 yds – Zach Pena, Waterloo West vs. Prairie, Cedar Rapids, Oct. 7, 2005  
97 yds – Brandon Holtan, South Hamilton vs. Lake Mills, Sept. 20, 2002  
97 yds – Matt Roeber, Garner-Hayfield vs. Denver, Sept. 28, 2001  
97 yds – Larry McClure, Ottumwa vs. Oskaloosa, Sept. 2, 1983  
97 yds – Aaron Greving, Ames vs. Urbandale, Oct. 9, 1998  
97 yds – Brad Olson, Hinton vs. Willow, Quimby, \_\_\_\_\_ 1974  
97 yds – Rob Sagar, Valley, WDM vs. Ankeny, Oct. 16, 1998  
97 yds – Blake Utley, Fort Dodge vs. Sioux City, East, Sept. 1, 2000  
97 yds – Adam Kanyavimonh, Des Moines North vs. Urbandale, Sept. 21, 2001  
97 yds – Mark Schmitt, Turkey Valley, Jackson Jct. vs. New Hampton, Nov. 2, 1973

### 8-player Leaders (75 yards or more)

79 yds – Ethan Lensch, Glidden-Ralston vs. Charter Oak-Ute, Oct. 19, 2007  
79 yds – Kyle Lundy, Adair-Casey vs. South Page, College Springs, Oct. 12, 2007  
79 yds – Alex Hoffman, Remsen-Union vs. Whiting, Oct. 13, 2006  
79 yds – Josh Perry, Grandview Park Baptist vs. Harmony, Farmington, Oct. 23, 2005  
78 yds – Ryan Haupt, Hamburg vs. South Page, College Springs, Oct. 7, 2005  
77 yds – Chad Fonken, Northeast Hamilton, Blairsburg vs. Ventura, Oct. 25, 2007  
77 yds – Jared Bruce, Aurelia vs. Coon Rapids-Bayard, Sept. 7, 2007  
77 yds – Curtis Ripperger, Melcher-Dallas vs. Mormon Trail, Garden Grove Sept. 23, 2005  
77 yds – Jared Uhlman, Adair-Casey vs. Aurelia, Nov. 10, 2001 (State Championship)

### Longest Pass-play for TD

*Note – by rule, pass plays can only be 99 yards; 79 if 8-player*

### 11-player Leaders (90 yds. or more)

99 yds – Derek Williams from Tyler Peschong, Marshalltown vs. Newton, October 31, 2007 (1st rnd playoffs)  
99 yds – Sam Joy from Andrew Wimmer, Spencer vs. Harlan, Nov. 1, 2006 (first round of playoffs)  
99 yds – Jake Divan from Tony Norris, Lake Mills vs. West Hancock, October 3, 2003  
99 yds – Nick Rohlson from Darren O'Brien, AGWSR, Ackley vs. Nashua-Plainfield, Oct. 3, 2003  
99 yds – Ryan Schulz from Matt Thede, Gladbrook-Reinbeck vs. Grundy Center, Oct. 20, 1995  
99 yds – Craig Roby from Sredrick Robinson, Waterloo East vs. Iowa City West, Oct. 16, 1992  
99 yds – Josh Heagel from Scott Peterson, Lake Mills vs. North Iowa, Buffalo Center, Sept. 14, 1990  
99 yds – Randall Croat from Chris Kubik, Martensdale-St. Marys vs. Murray, Sept. 25, 1981  
99 yds – Dale Ross from Rick Wulkow, Lytton vs. Lohrville, 1962  
98 yds – Tyler Sash from Tyler Alexander, Oskaloosa vs. Fairfield, Sept. 22, 2006  
98 yds – Tristan Evans from Derek Vaske, Starmont, Arlington vs. Clayton Ridge, Sept. 17, 2004  
98 yds – Chris Ivory from Ryan Fick, Bettendorf vs. North Scott, Eldridge, Sept. 10, 2004  
98 yds – Stephen Jochum from Bryan Kerns, Westwood vs. Boyden-Hull/Rock Valley, Sept. 19, 2003  
97 yds – Tim Turnis from Nolan Grimm, West Delaware vs. Vinton-Shellsburg, 2001  
97 yds – Cory Parker from Lonnie Carrick, Guthrie Center vs. East Greene, Sept. 30, 1994  
97 yds – Joe Speltz from Daven Luenberger, Turkey Valley, Jackson Jct. vs. Fredericksburg, Oct. 20, 1967  
96 yds – Derek Williams from Tyler Peschong, Marshalltown vs. Ankeny, Sept. 14, 2007  
96 yds – Randy Ridder from Dennis Bertilson, Klemme vs. CAL, Latimer, Oct. 16, 1970  
96 yds – Ken Olsen from Brent Hansen, Walnut vs. Woodbine, Oct. 27, 1994  
96 yds – Ed Coleman from Paul Mayhugh, Perry vs. Audubon, 1978

### 8-player Leaders (70 yards or more)

79 yds – Zach Loy from Darin Eckels, Murray vs. East Union, Sept. 22, 2006

### All Time Bests cont'd

- 78 yds – Kyle Savery from Sheldon Christophersen, Charter Oak-Ute vs. Whiting, Oct. 21, 2005
- 76 yds – Wil Bauer from T.J. Fleshner, Melcher-Dallas vs. Harmony, Sept. 29, 2006
- 76 yds – Adam Zielstra from Billy Geelan, Ruthven-Ayrshire vs. Twin River Valley, Bode, Oct. 15, 2004

### Longest Punt Return for TD

*Note – by rule, punt returns can only be 99 yards; 79 if 8-player; kicks into the end zone are blown “dead”*

#### 11-player Leaders (75 yds. or more)

- 99 yds – Ken Olsen, Walnut vs. Ar-We-Va, Sept. 23, 1994
- 99 yds – Joel Nickerson, Saint Ansgar vs. Riceville, Oct. 5, 1979
- 99 yds – Jim Rowedder, Manning vs. Wall Lake, Oct. 18, 1940
- 98 yds – Lon Caslavka, North Tama, Traer vs. Grundy Center, 1969
- 97 yds – Brian Warren, Ottumwa vs. West Liberty, Sept. 30, 1994
- 96 yds – Jacob Batterson, Eddyville-Blakesburg vs. Durant, Sept. 26, 2008
- 95 yds – Brian McIntire, Clear Lake vs. Estherville-Lincoln Central, Oct. 27, 2000
- 95 yds – Rick Hilby, West Delaware vs. Marion, 1991
- 95 yds – Rollo Fisher, Nashua vs. New Hampton, Sept. 11, 1953
- 95 yds – George Kloos, Iowa City, City vs. Fairfield, 1916

#### 8-player Leaders (65 or more yards)

- 72 yds – Cole Page, Murray vs. Lamoni, Oct. 20, 2000
- 70 yds – Cole Page, Murray vs. Russell, Sept. 22, 2000
- 66 yds – Kaleb Buhrow, West Central, Maynard vs. East Central, Miles, Sept. 12, 2008
- 65 yds – Jacob Bruce, Aurelia vs. Ruthven-Ayrshire, Oct. 20, 2006

### Longest Pass Interception Return for TD

*Note – by rule interception returns can only be 100 yards; 80 if 8-player, even though the ball may have been intercepted in the end zone*

#### 11-player Leaders (75 yds or more)

- 100 yds - Brandon Wegher, Bishop Heelan, Sioux City vs. Decorah, Nov. 22, 2008 (Class 3A Championship)
- 100 yds - Spencer Capitani, Northwood-Kensett vs. NUH, Cedar Falls, Oct. 17, 2008
- 100 yds - Willmont Wellington, Fairfield vs. Davis County, Bloomfield, October 19, 2007
- 100 yds - Jake Dever, Northeast, Goose Lake vs. Camanche, August 31, 2007
- 100 yds – Dirk Kool, Fairfield vs. Keokuk, Oct. 13, 2006
- 100 yds - Austin Ronan, Lone Tree vs. WACO, Wayland, Oct. 5, 2005
- 100 yds - Danny Haugo, Ames vs. Mason City, Oct. 5, 2005
- 100 yds – Blayne Magdefrau, New London/Danville vs. Louisa-Muscatine, Sept. 2, 2005
- 100 yds – Kyle DeVries, Clear Lake vs. Webster City, Sept. 17, 2004
- 100 yds – Dan Buchholtz, North Fayette, West Union vs. Starmont, Oct. 25, 2002
- 100 yds – Ryan Ortland, Saydel vs. Ballard, Oct. 18, 1991
- 100 yds – Craig Bach, Wilton vs. Clear Creek, Oct. 17, 1986
- 100 yds – Tim Simmons, HLV, Victor vs. Belle Plaine, Sept. 23, 1983
- 100 yds – Bill Dolan, East Buchanan vs. Edgewood-Colesburg, 1974
- 100 yds – Doug Reck, East Buchanan vs. Alburnett, 1975
- 100 yds – Matt Scribbins, Clear Lake vs. Waverly-Shell Rock, Nov. 1, 2002
- 100 yds – Brad Keister, Southeast Polk vs. Ankeny, Oct. 12, 2001
- 100 yds – George Kloos, Iowa City, City vs. \_\_\_\_\_, 1917
- 99 yds – Wes Anderson, Benton Community, Van Horne vs. Decorah, Oct. 29, 2008 (substate)
- 99 yds – Justin Bauer, Kuemper Catholic Carroll vs. Nodaway Valley, Oct. 1, 2004
- 99 yds – Jerry Thammavongsa, Ottumwa vs. Des Moines, East, Oct. 6, 2000
- 99 yds – Paki O'Mera, Cedar Rapids Washington vs. Iowa City, City, Oct. 29, 2004
- 99 yds – Ken Rutz, Manning vs. Scranton, Sept. 26, 1969
- 98 yds – Jordan Guihan, West Burlington/Notre Dame vs. Louisa-Muscatine, Sept. 9, 2005
- 98 yds – Marquis Stephens, Lisbon vs. Olin, Sept. 10, 2004
- 98 yds – Eric Clymer, Mount Ayr vs. Bedford, 1980
- 98 yds – Aaron Christiansen, Schaller-Crestland vs. Woodbury Central, Aug. 31, 1990
- 98 yds – Randy Kraayenbrink, Paullina vs. Sentral, Fenton, Nov. 20, 1981 (Class A State Championship)

#### 8-player Leaders (65 yards or more)

- 80 yds – Tyler Wedemeier, West Central, Maynard vs. Springville, Sept. 19, 2008
- 76 yds – Cole Page, Murray vs. Lamoni, Oct. 20, 2000
- 75 yds - Levi Ziolkowski, Hamburg vs. Villisca, Sept. 16, 2005

## All Time Bests cont'd

### **Longest Fumble Recovery Return for TD**

*Note – by rule fumble returns can only be 100 yards; 80 if 8-player, even though they may start in the end zone*

#### **11-player Leaders (55 yds or more)**

- 100 yds – Justin Vetter, Nashua-Plainfield vs. AGWSR, Ackley, Oct. 3, 2003
- 100 yds – Steve White, Essex vs. Hamburg, Oct. 2, 1987
- 99 yds – Andrew Host, Southeast Polk vs. Des Moines East, October 31, 2007 (first round of playoffs)
- 99 yds – Phil Flaskerud, South Winneshiek vs. North Fayette, West Union, Oct. 10, 2003
- 99 yds – Jesse Arnold, Martensdale-St. Marys vs. Earlham, Sept. 29, 1995
- 98 yds – Travis Weigert, New London-Danville vs. Van Buren, Keosauqua, Sept. 16, 2005
- 98 yds – Keith Kleve, Turkey Valley, Jackson Jct., vs. New Hampton Nov. 2, 1973
- 97 yds – David Drahozal, Xavier, Cedar Rapids vs. Bettendorf, Nov. 10, 2006 (state semifinals)
- 99 yds – Tom Hartwig, Garner-Hayfield vs. Clear Lake, Sept. 9, 1994
- 96 yds – Ben Lehman, Independence vs. Waverly-Shell Rock, Sept. 24, 2004
- 96 yds – Tom Goll, Garner vs. Nora Springs, 1964
- 96 yds – Larry Hatcher, South Hamilton vs. Colo, 1969

#### **8-player Leaders (50 yds or more)**

- 71 yds – Evan Genter, Glidden-Ralston vs. Charter Oak-Ute, Oct. 18, 2007
- 68 yds – Josh Sonney, Ventura vs. Twin River Valley, Bode, Sept. 19, 2003
- 62 yds - Justin Carlson, Grandview Park Baptist vs. Murray, Oct. 14, 2005

### **Game Punt – Longest**

#### **11-player Leaders (75 yds. or more)**

- 86 yds – Kelly Goodburn, Eastwood, Correctionville vs. Manilla, Nov. 11, 1978 (state semifinals)
- 83 yds – D.J. Beacom, Cardinal, Eldon vs. \_\_\_\_\_, 2001
- 83 yds – Terry Lowman, Emmetsburg vs. \_\_\_\_\_, 1973
- 82 yds – John Duree, Ottumwa vs. \_\_\_\_\_, 2006
- 80 yds – Joe Keegel, Albia vs. \_\_\_\_\_, 2000
- 80 yds – J.R. Anderson, Martensdale-St. Marys vs. Russell, Aug. 31, 1990
- 80 yds – Aaron McCombs, Ankeny vs. Co. Bluffs Abraham Lincoln, Sept. 21, 2001
- 80 yds – Ryan Swanson, Central Clinton, DeWitt vs. \_\_\_\_\_, 1999
- 80 yds – Aaron McCombs, Ankeny vs. Fort Dodge, Oct. 10, 1997

#### **8-player Leaders (60 yds. or more)**

- 70 yds - Jaxson Armstrong, CAM, Anita vs. Coon Rapids-Bayard, Nov. 3, 2008 (first rnd playoffs)
- 70 yds – Clayton Daniels, Moravia-Moulton-Udell vs. \_\_\_\_\_, 2000
- 70 yds – Ryan McCargill, Essex vs. \_\_\_\_\_, 2000
- 68 yds – Heath Brecher, Aurelia vs. Sentral, Fenton, Oct. 12, 2001
- 67 yds – Tony Martinez, Hamburg vs. \_\_\_\_\_, 2004
- 67 yds – Kyle Noble, Harris-Lake Park vs. \_\_\_\_\_, 2004

## **SINGLE SEASON BESTS**

### **Most Yards Rushing in a Single Season**

#### **11-player Leaders (2,000 or more)**

- 3,238 Brandon Wegher, Bishop Heelan, Sioux City, 2008 (14 games)
- 3,109 Dustyn Baethke, Williamsburg, 2002 (13 games)
- 3,082 Levi Ferguson, North Mahaska, New Sharon, 2005 (13 games)
- 2,873 Sean Smith, Martensdale-St. Marys, 2003 (12 games)
- 2,746 Terrance Freeney, Cedar Falls, 2000 (11 games)
- 2,699 Chad Shuff, LeMars, 1992 (10 games)
- 2,627 Jason Scales, Valley, WDM, 2002 (thru 13 games)
- 2,548 Jordan Otdoerfer, Starmont, Arlington, 2007 (11 games)
- 2,534 Kris Dougherty, Iowa Valley, Marengo, 2002 (12 games)
- 2,517 Sam Milani, Madrid, 2004 (12 games)
- 2,517 Sean Shafar, Bedford, 1998 (13 games)
- 2,501 Derek Sobaski, Pekin, 1998 (13 games)
- 2,497 Brad Sitzman, Gehlen Catholic, LeMars, 1995 (13 games)
- 2,486 Cory Koenig, Underwood, 2002 (12 games)
- 2,477 Ryan Bakke, Garner-Hayfield, 1991 (13 games)
- 2,469 Rick Thompson, Madrid. 1998 (13 games)
- 2,454 Mark Kacmarynski, West Bend-Mallard, 1991 (12 games)

### All Time Bests cont'd

- 2,394 Tavian Banks, Bettendorf, 1992 (13 games)
- 2,366 Jake Nessa, Hubbard-Radcliffe, 2001 (12 games)
- 2,360 Brandon Fischer, Saint Albert, Co., Bluffs, 2004 (13 games)
- 2,335 Tommy Elliott, Armstrong-Ringsted, 2001 (9 games)
- 2,334 Brandon Wegher, Bishop Heelan, Sioux City, 2007 (13 games)
- 2,316 Terrance Freeney, Cedar Falls, 1999 (13 games)
- 2,302 Jack Johnson, Northwood-Kensett, 1998 (12 games)
- 2,289 Jeff Woody, Southeast Polk, 2008 (11 games)
- 2,288 Taylor Strube, Emmetsburg, 2002 (13 games)

### 8-player Leaders (1,750 yds or more)

- 2,758 Andrew Leeper, Adair-Casey, 2006 (11 games),
- 2,205 Ryan Haupt, Hamburg, 2005 (9 games)
- 2,165 Tyler Tonderum, Armstrong-Ringsted, 2008 (14 games)
- 2,132 Kellen Madison, Sentral, Fenton, 2001 (9 games)
- 2,121 Jeff Struecker, Sentral, Fenton, 2002 (12 games)
- 2,098 Matt Rowley, Twin Cedars, Bussey, 2008 (9 games)

### 2,000 Yard Plus Rusher in Back-to-Back-to-Back Seasons

- Rick Thompson, Madrid, 1998-99-2000 (2,469-2,283-2,224)

### 2,000 Yard Plus Rushers in Back-to-Back Seasons

- Gary Lutz, Osceola, 1951-52 (2,042 and 2,073)
- Eugene Campbell, Audubon, 1971-72 (2,103 and 2,046)
- Brian Preston, West Marshall, 1988-89 (2,008 and 2,257)
- Larry Fuller, Madrid, 1995-96 (2,162 and 2,115)
- Derek Sobaski, Pekin, 1997-98 (2,118 and 2,501))
- Rick Thompson, Madrid, 1998-99-2000 (2,469-2,283-2,224) – *see above category*
- Terrence Freeney, Cedar Falls, 1999-2000 (2,316 and 2,746)
- Jason Scales, Valley, WDM, 2002-2003 (2,627-2,101)
- Levi Ferguson, North Mahaska, 2004-2005 (2,280-3,082)
- Brandon Wegher, Bishop Heelan, Sioux City, 2007 – 2008 (2,334 – 3,238)

### Most TDs in a Single Season

#### 11-player Leaders (35 or more)

- 64 Levi Ferguson, North Mahaska, New Sharon, 2005
- 60 Sean Shafar, Bedford, 1998
- 54 Brandon Wegher, Bishop Heelan Catholic, Sioux City, 2008
- 51 Dustyn Baethke, Williamsburg, 2002
- 44 Taylor Strube, Emmetsburg, 2002
- 43 Sean Smith, Martensdale-St. Marys, 2003
- 43 Tim Dwight, Iowa City, City, 1993
- 42 Tavian Banks, Bettendorf, 1992
- 41 Kevin Kruse, Harlan, 2004
- 41 Tim Jackson, Bettendorf, 2004
- 41 Jake Nessa, Hubbard-Radcliffe, 2001
- 41 Ryan Bakke, Garner-Hayfield, 1991
- 41 Mark Kacmarynski, West Bend-Mallard, 1991
- 40 Brian Preston, West Marshall, 1989
- 39 Willie Argo, Assumption, Davenport, 2007
- 39 Larry Fuller, Madrid, 1996
- 38 Jordan Otdoerfer, Starmont, Arlington, 2007
- 38 Levi Ferguson, North Mahaska, New Sharon, 2004
- 38 Andy Brodell, Ankeny, 2003
- 38 Matt Stockdale, Iowa Falls, 1996
- 38 Jason Payne, Columbus, Columbus Jct., 1996
- 38 Jared DeVries, Aplington-Parkersburg, 1993
- 38 Chad Shuff, LeMars, 1992
- 38 Chad Guthrie, Newton, 1988

#### 8-player Leaders (30 or more)

- 46 Willy Westberry, Melcher Dallas, 2005
- 43 Kevin Bugg, Farragut, 2002

### All Time Bests cont'd

43	Tyler Tonderum, Armstrong-Ringsted, 2008
42	Shane Nicholson, Melcher-Dallas, 2008
42	Alex Whigham, Stanton, 2008
39	Dustin Poeckes, St. Mary's, Remsen, 2004
38	Andrew Leeper, Adair Casey, 2006
38	Ryan Haupt, Hamburg, 2005
38	Kasey Reilly, Aurelia, 2001
37	Ethan Miller, Seymour, 2007
36	Tyler Tonderum, Armstrong-Ringsted, 2007
36	Jeff Struecker, Sentral, Fenton, 2002

### Most Points Scored in a Single Season

#### 11-player Leaders (200 or more)

416	Levi Ferguson, North Mahaska, New Sharon, 2005 (13 games)
364	Sean Shafar, Bedford, 1998 (13 games)
342	Brandon Wegher, Bishop Heelan Catholic, Sioux City, 2008 (14 games)
306	Dustyn Baethke, Williamsburg, 2002 (13 games)
299	Taylor Strube, Emmetsburg, 2002 (13 games)
284	Jordan Otdoerfer, Starmont, 2007 (11 games)
276	Jake Nessa, Hubbard-Radcliffe, 2001 (12 games)
272	Tanner Miller, Mid-Prairie, Wellman, 2008 (12 games)
270	Mark Kacmarynski, West Bend-Mallard, 1991 (12 games)
264	Tim Dwight, Iowa City, City, 1993 (13 games)
262	Sean Smith, Martensdale-St. Marys, 2003 (12 games)
261	Levi Ferguson, North Mahaska, New Sharon, 2004 (11 games)
258	Larry Fuller, Madrid, 1996 (13 games)
257	Brandon Wegher, Bishop Heelan, Sioux City, 2007 (13 games)
254	Tavian Banks, Bettendorf, 1992 (13 games)
254	Brian Preston, West Marshall, 1989 (11 games)
252	Matt Stockdale, Iowa Falls, 1996 (13 games)

#### 8-player Leaders (200 or more)

302	Willy Westberry, Melcher Dallas, 2005 (10 games)
294	Kevin Bugg, Farragut, 2002 (12 games)
278	Shane Nicholson, Melcher-Dallas, 2008 (10 games)
274	Alex Whigham, Stanton, 2008 (13 games)
273	Kasey Reilly, Aurelia, 2001 (10 games)
272	Tyler Peterson, Lenox, 2008 (14 games)
258	Tyler Tonderum, Armstrong-Ringsted, 2008 (14 games)
258	Jeff Struecker, Sentral, Fenton, 2002 (12 games)
252	Andrew Leeper, Adair-Casey (11 games), 2006
246	Ryan Haupt, Hamburg, 2005 (9 games)
238	Ethan Miller, Seymour, 2007 (9 games)
227	Tyler Tonderum, Armstrong-Ringsted, 2007 (13 games)
224	Dustin Poeckes, St. Mary's, Remsen, 2004 (12 games)
222	Jared Bruce, Aurelia, 2007 (10 games)
222	Jace Hawley, Ar-We-Va, Westside, 2007 (12 games)
220	Alex Feilmeier, Glidden-Ralston, 2007 (11 games)
220	Tyler Schirm, Walnut, 2003 (9 games)

### Most Yards Passing in a Single Season

#### 11-player Leaders (1,850 yds or more)

3,729	James Vandenberg, Keokuk, (13 games), 2007
3,287	Tyler Jones, Cherokee (10 games), 2006
3,261	Joel Osborn, Harlan (13 games), 2003
3,163	Wyatt Suess, Cedar Rapids Washington, 2008 (13 games)
3,117	Tyler Peschong, Marshalltown, (10 games) 2007
3,117	Korey Stephens, Cherokee (9 games), 2003
3,093	Guy Martino, Cedar Rapids Kennedy, 2007
2,996	Colton Hansen, Olin (9 games), 2005
2,936	Jon Phillips, Muscatine, (10 games) 2007
2,916	Eric Sanders, Oelwein (11-games), 2002
2,803	Colton Hansen, Olin, (9 games), 2004

### All Time Bests cont'd

2,747	Ben Stover, Muscatine (9 games), 2000
2,655	James Vandenberg, Keokuk, (10 games) 2006
2,653	DJ Freesmeier, Central Lee, Donnellson (8 games) 2007
2,631	Mark Weaver, West Delaware (13 games), 1993
2,590	Travis Fuller, Marion (9 games), 1990
2,558	Brent Blumhagen, Davis County (9 games), 1982
2,556	Christopher Dougherty, Grinnell (12 games), 2000
2,507	Brad Schmit, Columbus Catholic, Waterloo (13 games), 2004
2,505	Tyson Smith, Central Decatur (11 games), 2004
2,492	Brady Foster, Mason City (11 games), 2002
2,475	Nate Shipman, Van Meter (9 games), 1999

### 8-player Leaders (1,500 yds or more 8-player)

2,555	Johnny Schwaller, Coon Rapids-Bayard (11 games), 2008
2,411	Johnny Schwaller, Coon Rapids-Bayard (9 games), 2007
2,278	Chris Palmquist, Stanton, (13 games), 2007
2,026	Ben Smith, Exira (9 games), 2007
1,928	Drew Whigham, Stanton (8 games), 2005
1,893	Michael Hoffman, Ar-We-Va, Westside (9 games), 2005

### 2,000 Yard Plus Passer in Back-to-Back-to-Back Seasons

Tyler Peschong, Marshalltown, 2005-07 (2,101-2,041-3,117)

### 2,000 Yard plus Passers in Back-to-Back Seasons

#### 11-Player

Scott Koerselman, Pleasantville, 1994-95 (2,045 and 2,149)  
Chris Grooms, Dike-New Hartford, 2001-02 (2,025 and 2,145)  
Derrick Young, Nodaway Valley, Greenfield, 2002-03 (2,129 and 2,188)  
Colton Hansen, Olin, 2004-05 (2,803-2,996)  
Tyler Peschong, Marshalltown, 2005-07 (2,101-2,041-3,117) - see above category  
James Vandenberg, Keokuk, 2006-07 (2,644 – 3,729)  
Tyler Jones, Cherokee, 2006-07 (3,287 – 2,360)  
Jon Phillips, Muscatine, 2006-07 (2,115-2,936)

#### 8-Player

Johnny Schwaller, Coon Rapids-Bayard, 2007-08 (2,411 - 2,555)

### Most TD Passes in a Single Season

#### 11-player Leaders (25 or more)

49	James Vandenberg, Keokuk (13 games), 2007
42	Joel Osborn, Harlan Community (13 games), 2003
36	Chris Dougherty, Grinnell (12 games), 2000
33	Tyler Peschong, Marshalltown, (10 games), 2007
33	Colton Hansen, Olin (9 games), 2005
33	Mark Weaver, West Delaware (13 games), 1993
32	Eric Sanders, Oelwein, 2002 (11-games)
31	Guy Martino. Cedar Rapids Kennedy, (11 games), 2007
31	Brad Schmit, Columbus Catholic, Waterloo (13 games), 2004
30	Brady Foster, Mason City, 2002 (11 games), 2002
30	Justin Urbanek, Hudson (13 games), 1994
30	Matt Sherman, Saint Ansgar (10 games), 1992

#### 8-player Leaders (21 or more)

44	Johnny Schwaller, Coon Rapids-Bayard (11 games), 2008
40	Johnny Schwaller, Coon Rapids-Bayard (9 games), 2007
38	Chris Palmquist, Stanton (13 games), 2007
35	Drew Whigham, Stanton (8 games), 2005
32	Michael Hoffman, Ar-We-Va, Westside (9 games), 2005
30	Josh Ford, Twin Cedars, Bussey (8 games), 2000

### Most Pass Completions in a Single Season

#### 11-player Leaders (160 or more)

287	Tyler Jones, Cherokee (10 games), 2006
-----	--



### All Time Bests cont'd

260	James Vandenberg, Keokuk, (13 games) 2007
241	Jory McDowell, AGWSR, Ackley (9 games), 2007
240	Korey Stephens, Cherokee (9 games), 2003
236	Jon Phillips, Muscatine, (10 games), 2007
232	Colton Hansen, Olin (9 games), 2004
219	Colton Hansen, Olin (9 games), 2005
213	James Vandenberg, Keokuk, (10 games), 2006
210	Ben Stover, Muscatine (9 games), 2000
207	Matt Sherman, St. Ansgar (10 games), 1992
201	Guy Martino, Cedar Rapids Kennedy, (11 games) 2007
198	Wyatt Suess, Cedar Rapids Washington (13 games), 2008
196	DJ Freesmeier, Central Lee, Donnellson (8 games), 2007
195	Eric Sanders, Oelwein (11 games), 2002
191	Tyler Jones, Cherokee, (8 games) 2007
191	Brent Blumhagen, Davis County (9 games), 1982
184	Ryan Brandt, Storm Lake (9 games), 2004
180	Dan Inglis, Olin, (9 games), 2006
180	Mark Jamison, Oelwein (9 games), 2004
180	Matt Wilshire, Olin-Oxford Junction (11 games), 1991
177	Zach Stecklein, Oelwein (9 games), 2005
176	Jon Phillips, Muscatine (9 games), 2006
175	Wyatt Hanus, North Tama, Traer (14 games), 2008
175	Tyler Peschong, Marshalltown (9 games), 2005
173	Kevin Mace, Audubon (9 games), 1987
172	Mark Weaver, West Delaware (13 games), 1993
171	Kevin Sigler, Co. Bluffs, Abraham Lincoln, 1969

### 8-player Leaders (100 or more)

198	Johnny Schwaller, Coon Rapids-Bayard (9 games), 2007
185	Johnny Schwaller, Coon Rapids-Bayard (11 games), 2008
155	Taylor Nelson, Exira, (9 games), 2008
152	Chris Palmquist, Stanton (13 games), 2007
149	Billy Geelan, Ruthven-Ayrshire (9 games), 2005
146	Michael Hoffman, Ar-We-Va, Westside (9 games), 2005

### Most Yards Receiving in a Single Season (950 yards or more):

#### 11-player Leaders

1,550	Chris Aldrich, Oelwein, 2002 (11 games)
1,531	Brock Campbell, Cherokee, 2003 (9 games)
1,465	Joseph Dougherty, Grinnell, 2000 (12 games)
1,348	Tyler Tryon, Ar-We-Va, 1992 (9 games)
1,319	Christopher Campbell, Cherokee, 2006 (10 games)
1,318	James Hurt, Keokuk, 2007 (13 games)
1,304	Nathan Babbitt, Nishna Valley, 1992 (10 games)
1,228	Kyle Salow, Washington, 2006 (11 games)
1,270	Jim Luse, Southeast Warren, 1971 (9 games)
1,240	Beau Gibbs, Dike-New Hartford, 1999 (11 games)
1,210	Wes McGraw, Central Lee, Donnellson, (9 games), 2007
1,192	Ben Fjelland, North Polk, 1995 (11 games)
1,178	Michael Harper, Oelwein, 2005 (9 games)
1,178	Michael Burger, Harlan, 1992 (13 games)
1,173	Justin Smith, Olin, 2006 (9 games)
1,160	Keenan Davis, Cedar Rapids Washington (11 games), 2007
1,155	Colten Kelly, Anamosa, 2007 (9 games)
1,146	Joe Wells, Gehlen Catholic, LeMars, (10 games), 2004
1,141	Cody Huisman, Mason City, 2002 (11 games)
1,136	Justin Still, River Valley, Correctionville, 2000 (9 games)
1,131	Lance Guyer, North Fayette, West Union, (11 games), 1996
1,110	Greg Murphy, Clarion-Goldfield, 1996 (9 games)
1,108	Bruce Wall, Maquoketa Valley, 1989 (11 games)
1,104	Brian Roberts, Davis County, Bloomfield, (9 games), 1982
1,104	Grant McGraw, Pleasantville, 1995 (12 games)
1,101	Aaron Meline, Urbandale, 1998 (10 games)

### All Time Bests cont'd

1,100	Justin Menke, Fort Madison, 2001 (9 games)
1,097	Noah Huisman, Mason City, 2008 (10 games)
1,089	Rory Feddersen, Linn-Mar, 1985 (12 games)
1,084	Jeremy Van Soelen, Lynnville-Sully, 1997 (9 games)
1,080	Brian Koons, Van Meter, 1996 (12 games)
1,076	Brock Rouse, Olin, 2005 (9 games)
1,070	Josh Pruitt, West Central Valley, Stuart, 2000 (11 games)
1,066	Dan Winkel, Bishop Garrigan, Algona, 1986 (11 games)
1,065	Vince Rew, St. Albert, Council Bluffs, 1985 (10 games)
1,047	Dustin Bissell, Olin, 2004 (9 games)
1,033	Grant McGraw, Pleasantville, 1993 (11 games)
1,029	Lane Danielson, Dike-New Hartford, 1998 (13 games)
1,026	Jon McKowen, Wapsie Valley, Fairbank, 1997 (13 games)
1,023	Mike Main, Muscatine, 2003 (12 games)
1,022	Ruedi Waltert, Preston, 1995 (9 games)

### 8-player Leader (810 yards or more)

1,195	Joe Knoer, Ruthven-Ayrshire, 2005 (9 games)
1,082	Willy Muhr, Exira (9 games), 2007
1,015	Tyler Pawletzki, Ar-We-Va, Westside, 2008 (11 games)
1,001	Jacob Bruce, Aurelia, 2005 (9 games)
988	Tyler Boeke, Coon Rapids-Bayard (12 games), 2008
974	Jacob Bruce, Aurelia, 2006 (10 games)
960	Andy Golay, Coon Rapids-Bayard (9 games), 2007
935	Levi Hebling, East Mills (9 games), 2007
934	Tyler Betz, Ventura (11 games), 2008

### Most Pass Receptions in a Single Season (60 catches or more)

#### 11-player Leaders

95	Brock Campbell, Cherokee, 2003 (9 games)
94	Christopher Campbell, Cherokee (10 games), 2006
88	Michael Harper, Oelwein, 2005 (9 games)
87	Jim Luse, Southeast Warren, 1971 (9 games)
84	Wes McGraw, Central Lee, Donnellson (9 games) 2007
81	Keenan Davis, Cedar Rapids Washington (11 games), 2007
81	Chris Aldrich, Oelwein, 2002 (11 games)
80	Tony Manriquez, Muscatine (10 games), 2007
79	James Hurt, Keokuk (13 games), 2007
78	Joseph Dougherty, Grinnell, 2000 (12 games)
78	Brian Roberts, Davis County, 1982 (9 games)
75	Steve Bjornson, Cedar Rapids, Washington, (11 games), 1984
74	Michael Harper, Oelwein, 2004 (9 games)
74	Logan Masters, Storm Lake, 2004 (9 games)
74	Jacob Sulzner, Olin, 2004 (9 games)
74	Kyle Murray, Muscatine, 2001 (11 games)
73	Edwin Arceo, Muscatine, 2007 (10 games)
73	Mike Main, Muscatine, 2003 (11 games)
72	Britt Anderson, Sioux City East, 2008 (9 games)
72	Mike Pitzen, Saint Ansgar, 1997 (9 games)

#### 8-player Leaders (45 or more)

99	Joe Knoer, Ruthven-Ayrshire, 2005 (9 games)
63	Tyler Boeke, Coon Rapids-Bayard (12 games), 2008
60	Andy Golay, Coon Rapids-Bayard (9 games), 2007
59	Wes Westmeyer, Janesville (12 games) 2006
58	Willy Muhr, Exira (9 games), 2007
55	Trey Seiser, Northeast Hamilton (11 games), 2008

### Most TD Receptions in a Single Season

#### 11-player Leaders (14 or more)

23	Tyler Tryon, Ar-We-Va, 1992 (9 games)
21	Joseph Dougherty, Grinnell, 2000 (12 games)
19	James Hurt, Keokuk (13 games), 2007

### All Time Bests cont'd

19	Chris Aldrich, Oelwein, 2002 (11 games)
18	Nathan Babbitt, Nishna Valley, 1992 (10 games)
17	Brock Campbell, Cherokee, 2003 (9 games)
17	Cody Huisman, Mason City, 2002 (11 games)
17	Michael Burger, Harlan, 1992 (13 games)
16	Colin Sandeman, Bettendorf, 2005 (10 games)
16	Justin Menke, Fort Madison, 2001 (9 games)
16	Ben Fjelland, North Polk, 1995 (11 games)
16	Grant McGraw, Pleasantville, 1995 (12 games)

### 8-player Leaders (12 or more)

23	Tyler Boeke, Coon Rapids-Bayard, (12 games), 2008
21	Ryan Mullen, Stanton, 2003 (11 games)
20	Colin Sonnichson, Remsen-Union (11 games), 2008
18	Tyler Pawletzki, Ar-We-Va, Westside (11 games), 2008
18	Alex McArdle, Stanton (13 games), 2007
18	Matthew Ehret, Tri-County, Thornburg, 2006 (12 games)
17	Andy Golay, Coon Rapids-Bayard, 2007 (9 games)
17	Jacob Bruce, Aurelia, 2006 (10 games)
17	Jacob Bruce, Aurelia, 2005 (9 games)
17	Teddy Hawley, Ar-We-Va, Westside, 2003 (9 games)
16	Joe Dursky, Twin Cedars, Bussey, 2000 (8 games)
16	Jason Ferguson, Sioux Central, 2002 (9 games)

### Most Field Goals, Single Season

#### 11-player Leaders (9 or more)

14	Raleigh St. Clair, Sheldon, 2005
12	Nate Rausa, Columbus Catholic, Waterloo, 2004
12	Logan Rees, Valley, WDM, 2003
11	Spencer Fritsch, Underwood, 2005
11	Zach Guyer, Johnston, 2007
11	Justin Langan, Bettendorf, 1998
11	Kyle Schlicher, Ankeny, 2001
11	Edgar Arceo, Muscatine, 2001
10	Nathan Meyer, Bettendorf, 2008
10	Patrick Schmadeke, Columbus Catholic, Waterloo, 2007
10	Dan Kuehl, Bishop Heelan, Sioux City, 2005
10	Zach Guyer, Johnston, 2005
10	Nate Kaeding, Iowa City, West, 1999
10	Ben Brown, Ames, 1996
10	Stefan Melbach, North Cedar, 2000
10	Chad Gleckler, Lewis Central, 1991

#### 8-player Leaders (9 or more)

13	Connor Moore, Adair-Casey, 2003
----	---------------------------------

### Most Made PAT Kicks, Single Season

#### 11-player Leaders (55 or more)

91	Klynt Weber, Sigourney-Keota, 2005
73	Logan Granera, Keokuk, 2007
69	Michael Hovick, Valley, WDM, 2008
69	Chris Mahoski, Bettendorf, 2004
69	Kyle Martin, Harlan, 2003
69	Tyler Holt, Dowling, WDM, 2000
67	Matt Gabel, Iowa City, City, 1993
67	Kyle Weber, Sigourney-Keota, 2001
66	Michael Hovick, Valley, WDM, 2008
66	Zach Kaufman, Harlan, 2004
66	Logan Rees, Valley, WDM 2003
65	Billy Rembold, Bettendorf, 2005
65	Bruce Nelson, Emmetsburg, 1997
63	Ryan Beer, Valley, WDM, 2005
63	Jamie Daum, Emmetsburg, 2003

### All Time Bests cont'd

62	Zach Kaufman, Harlan, 2005
62	Tyler Holt, Dowling Catholic, WDM, 2001
62	Nate Kaeding, Iowa City West, 1999
62	Cody Wiegmann, Aplington-Parkersburg, 1993
61	Matt Nelson, Valley, WDM, 1999
60	Zach Maxey, Bishop Heelan, Sioux City, 2008
60	Lee Hauser, Solon, 2007
60	Toby Stiner, Valley Community, Elgin, 2005

### 8-player Leaders (45 or more)

72	Ethan Eisenbacher, Armstrong-Ringsted, 2008
68	Connor Moore, Adair-Casey, 2003
66	J.J. Vanderheiden, Glidden-Ralston, 2005
66	Connor Moore, Adair-Casey, 2002
63	Cody Weaver, Grandview Park Baptist, DM, 2007
50	Coleman Littleton, Walnut, 2004
49	Jacob Esdohr, Coon Rapids-Bayard, 2008

### Most Points Scored Kicking, Single Season

#### 11-player Leader (65 or more)

102	Logan Rees, Valley, WDM, 2003
93	Nate Kaeding, Iowa City, West, 1999
93	Chris Mahoski, Bettendorf, 2004
91	Klynt Weber, Sigourney-Keota, 2005
90	Nate Rausa, Columbus Catholic, Waterloo, 200
90	Jamie Daum, Emmetsburg, 2003
89	Drew Behrens, Southeast Polk, 2008
86	Zach Kaufman, Harlan, 2005
86	Billy Rembold, Bettendorf 2005
82	Logan Granera, Keokuk, 2007
81	Kyle Schlicher, Ankeny, 2001
81	Justin Langan, Bettendorf, 1998
80	Nathan Meyer, Bettendorf, 2008
80	Raleigh St. Clair, Sheldon, 2005
78	Jeff Schebler, Assumption, Davenport, 2005
78	Nate Kaeding, Iowa City, West, 1998
77	Todd Sievers, Ankeny, 1997
76	Jon Recher, Saint Albert, 2007 (13 games)
76	C.J. Gradoville, St. Albert, Co. Bluffs, 2004
75	Ryan Beer, Valley, WDM 2005
75	Tyler Holt, Dowling, WDM, 2000

### 8-player Leaders (55 or more)

107	Connor Moore, Adair-Casey, 2003
81	Connor Moore, Adair-Casey, 2002
78	Cody Weaver, Grandview Park Baptist, DM, 2007
78	Ethan Eisenbacher, Armstrong-Ringsted, 2008
67	Jacob Esdohr, Coon Rapids-Bayard, 2008
66	J.J. Vanderheiden, Glidden-Ralston, 2005

### Season Opponent Fumble Recoveries

#### 11-player Leaders (6 or more)

8	Mitch Davis, Gladbrook-Reinbeck, 2001
7	Darren Austin, Missouri Valley, 1987
7	Stuart Clement, Garner-Hayfield, 1980
7	Spencer Clement, Garner-Hayfield, 1980
7	Greg Croell, Turkey Valley, Jackson Jct., 1976
7	Lynn Hughes, Maquoketa, 1973
7	Rich Reese, Des Moines East, 1970

### 8-player Leaders (5 or more)

7	Taylor Banks, Seymour, 2007
7	Brian Seieroe, Charter Oak-Ute, 2006

## All Time Bests cont'd

### **Season Pass Interceptions**

#### **11-player Leaders (7 or more)**

13	Ben Schmidt, Tri-County, Thornburg, 2002
13	Mick Peterson, East Buchanan, 1978
11	Tyler Kamish, North Scott, 1998
11	Jack Whitver, Grinnell, 1998
11	Ken Olsen, Walnut, 1994
11	Shawn Kolterman, Alden 1987
11	Steve Miller, Madrid, 1990
11	Brian Kruse, Treynor 1979
10	Danny Pattee, A-H-S-T, Avoca, 2007
10	Austin McBeth, WACO, Wayland, 2007
10	Dylan Diedrich, Northeast, Goose Lake, 2006
10	Brock Gentile, Saint Albert, Council Bluffs, 2003
10	Lucas Deaver, Northeast, Goose Lake, 2003
10	Brian Moore, Moravia, 1990
10	Dan Vorthman, Treynor, 1982
10	Joe Sherman, Saint Ansgar, 1986
10	Luke Bain, Van Meter, 2001
10	Mike McAreavy, Marion 1980
10	Jeff Miner, Perry, 1969

#### **8-player Leaders (7 or more)**

11	Brad Hodgen, Remsen-Union, 2008
11	Alex Feilmeier, Glidden-Ralston, 2007
11	Will Bauer, Melcher-Dallas, 2006
10	Alex Bireline, Adair-Casey, 2008
10	Justin Riley, Walnut, 2004
10	Mason Nielson, Central City, 2008

### **Season Punting**

#### **11-player (Avg. 40 yds or more per punt)**

57.5 ypp	– Kyle Banwart, West Bend-Mallard, 2003
50.7 ypp	- Eric Carroll, Newton, 1998
48.5 ypp	– Kurt Kruger, Riceville, 2005
48.5 ypp	– Shea Stamp, Lisbon, 1998

#### **8-player (Avg. 40 yds or more per punt)**

43.5 ypp	– Tony Martinez, Hamburg, 2004
41.2 ypp	– Matt Paul, North Kossuth, 2005

### **Season Kick-off Returns for TD**

#### **11-player (5 or more)**

New Category started in 2007

#### **8-player (4 or more)**

6	– Cale Moore, Mormon Trail, Garden Grove, 2008
6	– Ethan Miller, Seymour, 2007
4	– Mason Nielsen, Central City, 2008

### **Season Punt Returns for TD**

#### **11-player (3 or more)**

New Category started in 2007

#### **8-player (2 or more)**

2	– Ethan Miller, Seymour, 2007
2	– Cole Page, Murray, 2000

### **Season Interception Returns for TD**

#### **11-player (4 or more)**

New Category started in 2007

#### **8-player (3 or more)**

New Category started in 2007

All Time Bests cont'd

**Career Fumble Returns for TD**

**11-player (3 or more)**

New Category started in 2007

**8-player (2 or more)**

New Category started in 2007

**CAREER BESTS**

**Most TDs Scored in Career**

**11-player Leaders (65 or more)**

129	Levi Ferguson, North Mahaska, New Sharon 2002-2005
114	Brandon Wegher, Bishop Heelan Catholic, Sioux City, 2005- 2008
105	Sean Shafar, Bedford, 1995-98
94	Brian Preston, West Marshall, 1986-89
84	Willie Argo, Assumption, Davenport, 2005-07
83	Tim Dwight, Iowa City, City, 1991-93
81	Jared DeVries, Aplington-Parkersburg, 1991-93
81	Mark Kacmarynski, West Bend-Mallard, 1988-1991
80	Rick Thompson, Madrid, 1997-2000
78	Darin Lockard, West Central, Maynard, 2004-07
78	John McLaughlin, Rockwell-Swaledale, 2003-2005
78	Bill Albright, Madrid, 1992-95
77	Jon McLaughlin, Sigourney-Keota, 2003-2005
75	Tavian Banks, Bettendorf, 1990-92
75	Chad Shuff, LeMars, 1990-92

**8-player Leaders (65 or more)**

83	Alex Whigham, Stanton, 2006 – 2008 (junior in 2008)
82	Tyler Tonderum, Armstrong-Ringsted, 2006 – 2008 (junior in 2008)
82	Jared Bruce, Aurelia, 2005-07
81	Jared Uhlman, Adair-Casey, 2000-02
76	Kellen Madison, Sentral (Fenton), 1998-2001
74	Brent Kai, Aurelia, 2000-03

**Most Points Scored in Career**

**11-player Leaders (360 or more)**

847	Levi Ferguson, North Mahaska, New Sharon, 2002-2005
789	Brandon Wegher, Bishop Heelan Catholic, Sioux City, 2005- 2008
686	Sean Shafar, Bedford, 1995-98
588	Brian Preston, West Marshall, 1986-89
562	Darin Lockard, West Central, Maynard, 2004-07
550	Rick Thompson, Madrid, 1997-2000
545	Jared DeVries, Aplington-Parkersburg, 1991-93
504	Willie Argo, Assumption, Davenport, 2005-07
500	Jason Scales, Valley, WDM, 2001-03
498	Tim Dwight, Iowa City, City, 1991-93
498	Kellen Madison, Sentral Fenton, 1999-2001
496	Bill Albright. Madrid, 1992-95
492	Jared Auten, West Bend-Mallard, 1996-99
490	Chris Coffman, Sigourney-Keota, 1988-91
490	Mark Kacmarynski, West Bend-Mallard, 1988-91
476	Jack Dittmer, Elkader, 1942-45
472	Jon McLaughlin, Sigourney-Keota, 2003-2005
466	Larry Fuller, Madrid, 1993-96
458	Chad Shuff, LeMars, 1990-92
450	Tavian Banks, Bettendorf, 1990-92
444	Carlos Honore, Iowa City West, 1994-96

**8-player Leaders (330 or more)**

577	Jared Bruce, Aurelia, 2005-07
548	Alex Whigham, Stanton, 2006 – 2008 (junior in 2008)
504	Jared Uhlman, Adair-Casey, 2000-2002

### All Time Bests cont'd

498	Tyler Tonderum, Armstrong-Ringsted, 2006 – 2008 (junior in 2008)
478	Willy Westberry, Melcher-Dallas, 2003-05
460	Brent Kai, Aurelia, 2000-03
450	Tyler Nelson, Aurelia, 2002-04

### Most Yards Rushing, Career

#### 11-player Leaders (3,900 yds or more)

7,142	Levi Ferguson, North Mahaska, 2002-2005
7,037	Rick Thompson, Madrid, 1997-2000
6,823	Brandon Wegher, Bishop Heelan Catholic, Sioux City, 2005- 2008
6,582	Terrance Freeney, Cedar Falls, 1998-2000
6,536	Sean Shafar, Bedford, 1995-98
6,132	Brian Preston, West Marshall, 1986-89
6,092	Sean Smith, Martensdale-St. Marys, 2000-03
6,042	Jason Scales, Valley, WDM, 2001-03
6,019	John McLaughlin, Rockwell-Swaledale, 1998-2001
5,449	Eugene Campbell, Audubon, 1970-72
5,411	Chad Shuff, LeMars, 1990-92
5,328	Adam Lamos, Jesup, 2001-04
5,192	Cory Koenig, Underwood, 1999-2002
5,146	Kris Dougherty, Iowa Valley, Marengo, 1999-2002
5,096	Darin Lockard, West Central, Maynard, 2004 – 2007
5,096	Chris Coffman, Sigourney-Keota, 1988-91
4,929	Derek Sobaski, Pekin, 1996-98
4,904	Mark Milder, West Central, Maynard, 1991-94

#### 8-player Leaders (3,000 yards or more)

4,641	Kellen Madison, Sentral, Fenton, 1998-2001
4,377	Jeff Struecker, Sentral, Fenton, 2000-03
4,170	Tyler Tonderum, Armstrong-Ringsted, 2006 - 2008 (junior in 2008)
3,750	Ryan Haupt, Hamburg, 2002-05
3,746	Rowdy O'Grady, Murray, 2001-04
3,718	Travis Branson, Melcher Dallas, 2000-03
3,524	Caleb Byers, Murray, 2006 – 2008
3,494	Jared Uhlman, Adair-Casey, 2000-2002

### Most Yards Passing, Career

#### 11-player Leaders (3,700 yds or more)

9,146	Tyler Jones, Cherokee, 2005 – 2008 (33rd nationally)
7,701	James Vandenberg, Keokuk, 2005 – 2007 – 71st nationally
7,259	Tyler Peschong, Marshalltown, 2005-2007 – 93rd nationally
6,813	Matt Sherman, Saint Ansgar, 1989-92
6,641	Scott Koerselman, Pleasantville, 1992-95
6,239	Justin Urbanek, Hudson, 1991-94
6,209	Joel Osborn, Harlan Community, 2001-03
5,908	Brady Foster, Mason City, 2000-2002
5,799	Colton Hansen, Olin, 2004-05
5,787	Korey Stephens, Cherokee, 2002-2004
5,783	Greg Anderson, Saint Ansgar, 1993-96
5,731	Derrick Young, Nodaway Valley, Greenfield, 2001-03
5,616	Chris Grooms, Dike-New Hartford, 2000-2002
5,183	Jeff Hastert, Harlan Community, 2006-08
5,151	D.J. Freesmeier, Central Lee, Donnellson, 2005 – 2007
5,051	Jon Phillips, Muscatine, 2006 –2007
4,962	John Teigland, Indianola, 2005 – 2007
4,728	Kevin Sigler, Council Bluffs, Abraham Lincoln, 1968-70
4,698	Wyatt Hanus, North Tama, Traer, 2005 – 2008
4,670	Wyatt Suess, Cedar Rapids Washington, 2007-2008
4,567	Paul Rundquist, Maquoketa Valley, Delhi, 1987-89
4,556	Nic Lyon, Van Meter, 1995-97

#### 8-player Leaders (3,250 yards or more)

6,085	Johnny Schwaller, Coon Rapids-Bayard, 2005- 2008 – 10th nationally
-------	--

### All Time Bests cont'd

5,531	Chris Palmquist, Stanton, 2006 – 2008 – 11th nationally
4,736	Drew Whigham, Stanton, 2003-2005
3,994	Jared Bruce, Aurelia, 2004-07

### **Most Pass Completions, Career**

#### **11-player Leaders (325 or more)**

755	Tyler Jones, Cherokee, 2005-2008 – 9th nationally
550	Matt Sherman, Saint Ansgar, 1989-92
540	James Vandenberg, Keokuk, 2005 – 2007
490	Tyler Peschong, Marshalltown, 2005 – 07
481	Greg Anderson, St. Ansgar, 1993-96
451	Colton Hansen, Olin, 2004-05
432	John Teigland, Indianola, 2005 – 2007
418	Korey Stephens, Cherokee, 2002-2004
412	Jon Phillips, Muscatine 2006- Oct. 26, 2007
403	D.J. Freesmeier, Central Lee, Donnellson, 2005 – 07
403	Kevin Sigler, Co. Bluffs, Abraham Lincoln, 1968-70
393	Chris Grooms, Dike-New Hartford, 2000-2002
392	Derrick Young, Nodaway Valley, Greenfield, 2001-03

#### **8-player Leaders (250 or more)**

506	Johnny Schwaller, Coon Rapids-Bayard, 2005-2008 – 2nd nationally
377	Chris Palmquist, 2006- 2008 – 6th nationally
293	Drew Whigham, Stanton, 2003-05 – eleventh nationally

### **Most TDs Passing, Career**

#### **11-player Leaders (45 or more)**

93	James Vandenberg, Keokuk, 2005 – 2007
81	Tyler Jones, Cherokee, 2005-2008
77	Matt Sherman, Saint Ansgar, 1989-92
76	Joel Osborn, Harlan Community, 2001-03
74	Justin Urbanek, Hudson, 1991-94
63	Derrick Young, Nodaway Valley, Greenfield, 2001-03
63	Scott Koerselman, Pleasantville, 1992-95
63	Brady Foster, Mason City, 2000-2002
61	Tyler Peschong, Marshalltown, 2005 – 2007
59	Colton Hansen, Olin, 2004-05
57	Jeff Hastert, Harlan Community, 2006-08
57	Nic Lyon, Van Meter, 1995-97
55	Korey Stephens, Cherokee, 2002-2004
53	Van Brownson, Shenandoah, 1965-67
50	Wyatt Hanus, North Tama, Traer, 2006-08
50	Zach Thomas, Ottumwa, 2001-03

#### **8-player Leaders (40 or more)**

94	Johnny Schwaller, Coon Rapids-Bayard, 2005-2008 - Tied for 5th nationally
89	Chris Palmquist, Stanton, 2006- 2008 – tied 9th nationally
79	Drew Whigham, Stanton, 2003-05
61	Alex Renaud, Northeast Hamilton, Blairsburg, 2004-06
58	Jared Bruce, Aurelia, 2005-07
53	Tyler Nelson, Aurelia, 2002-04

### **Most TD Receptions, Career**

#### **11-player Leaders (25 or more)**

46	Grant McGraw, Pleasantville, 1992-95
38	James Hurt, Keokuk, 2005-2007
38	Tyler Tryon, Ar-We-Va, 1991-92
30	Jeremy VanSolen, Lynnville Sully, 1995-97
30	Michael Burger, Harlan Community, 1991-93
28	Aaron Brammer, Murray (1997-1999 11-player; 2000 – 8-player)
27	Matt Mitchell, Nodaway Valley, Greenfield, 2001-03
26	Keenan Davis, Cedar Rapids Washington, 2006 – 2008
26	Joe Audlehelm, Central Decatur, Leon, 2004-06



### All Time Bests cont'd

26	Ben Fjelland, North Polk, 1993-95
25	Wade McDonough, East Sac County & Sac City, 2005-07
25	Cory Thorson, Saint Ansgar, 1989-92

### 8-player Leaders (20 or more)

34	Jacob Bruce, Aurelia, 2004-06
33	Alex Whigham, Stanton, 2006 – 2008 (junior in 2008)
27	Kyle Savery, Charter Oak-Ute, 2003-06
24	Tyler Blum, Walnut, 2002-04

### Most Pass Receptions in a Career

#### 11-player Leaders (110 or more)

225	Christopher Campbell, Cherokee, 2005 – 2007
222	Michael Harper, Oelwein, 2003-05
173	James Hurt, Keokuk, 2005 – 2007
171	Grant McGraw, Pleasantville, 1992-95
169	Keenan Davis, Cedar Rapids Washington, 2006-2008
159	Joe Audlehelm, Central Decatur, Leon, 2004-06

### 8-player Leaders (80 or more)

125	Alex Whigham, Stanton, 2006-2008 (junior in 2008)
99	Joe Knoer, Ruthven-Ayrshire, 2005

### Most Yards Receiving, Career

#### 11-player Leaders (2,000 yds. or more)

3,710	Grant McGraw, Pleasantville, 1992-95
2,922	Michael Harper, Oelwein, 2003-05
2,836	Chris Campbell, Cherokee, 2005-07
2,768	Jeremy VanSolen, Lynnville-Sully, 1994-97
2,762	James Hurt, Keokuk, 2005- 2007
2,609	Ben Fjelland, North Polk, 1993-95
2,393	Keenan Davis, Cedar Rapids Washington, 2006-2008
2,385	Brian Koon, Van Meter, 1993-96
2,374	Michael Burger, Harlan Community, 1991-93
2,273	Tyler Tryon, Ar-We-Va, 1991-92
2,249	Joe Audlehelm, Central Decatur, Leon, 2004-06
2,158	Wade McDonough, East Sac County & Sac City, 2005-07
2,073	Matt Mitchell, Nodaway Valley, Greenfield, 2001-03

### 8-player Leaders (1,600 yards or more)

2,100	Alex Whigham, Stanton, 2006 – 2008 (junior in 2008)
2,030	Jacob Bruce, Aurelia, 2004-06

### Most Made PAT by Kick, Career

#### 11-player Leaders (100 or more)

170	Andrew Hanson, Ottumwa (170-184), 2001-2004
153	Nate Kaeding, Iowa City, West, (153-160), 1997-99
151	Kyle Martin, Harlan Community (151-166), 2001-03
145	Jamie Martin, Harlan Community (145-165), 1998-2000
143	Klynt Weber, Sigourney-Keota (135-147), 2004-2005
130	C.J. Gradoville, Saint Albert, Council Bluffs, 2003-2006
128	Kyle Schlicher, Ankeny (128-132), 1999-2001
128	Zach Kaufman, Harlan, (128-134), 2004-2005
118	Chris Hogzett, Harlan (118-132), 1989-91
116	Logan Rees, Valley, WDM (116-123), 2001-03
115	Justin Langan, Bettendorf (115-128), 1997-99
113	Billy Cundiff, Harlan Community (113-128), 1995-97
113	Matt Schara, Bettendorf (113-120), 1992-93
112	Todd Sievers, Ankeny (112-119), 1995-97
105	Nathan Hulpnick, North Tama, Traer, 2000-02

### 8-player Leaders (90 or more)

196	Connor Moore, Adair-Casey (196-219), 2000-03
135	Cody Weaver, Grandview Park Baptist, DM, 2006-08

## All Time Bests cont'd

99 Kolin Peterson, Aurelia, 2002-04

### **Most Field Goals, Career**

#### **11-player Leaders (12 or more)**

26	Justin Langan, Bettendorf, 1997-99
25	C.J. Gradoville, Saint Albert, Council Bluffs, 2003-2006
22	Billy Cundiff, Harlan Community, 1995-97
21	Logan Rees, Valley, WDM, 2001-03
21	Nate Kaeding, Iowa City, West, 1997-98
20	Spencer Herzberg, Iowa Falls, 2001-04
19	Daniel Murray, Regina, Iowa City, 2002-2005
17	Kyle Schlicher, Ankeny, 1999-2001
17	Jeff Shudak, Saint Albert, Council Bluffs, 1982-85
16	Todd Sievers, Ankeny, 1995-97
15	Raleigh St. Clair, Sheldon, 2004-05
14	Ryan Mertens, Grinnell, 2006-08
14	Andrew Hanson, Ottumwa, 2001-2004
14	Billy Cundiff, Harlan Community, 1995-97
14	Edgar Arceo, Muscatine, 2000-01
14	Michael Herzberger, Cedar Rapids Washington, 1999-2002

#### **8-player Leaders (10 or more)**

18	Connor Moore, Adair-Casey, 2001-03
13	Cody Weaver, Grandview Park Baptist

### **Most Points by Kick, Career**

#### **11-player Leaders (150 or more)**

216	Nate Kaeding, Iowa City, West, 1997-99
212	Andrew Hanson, Ottumwa, 2001-2004
205	C.J. Gradoville, Saint Albert, Council Bluffs, 2003-2006
203	Justin Langan, Bettendorf, 1997-99
184	Jamie Martin, Harlan Community, 1998-2000
179	Logan Rees, Valley, WDM
179	Billy Cundiff, Harlan, 1995-97
179	Kyle Schlicher, Ankeny, 1999-2001

#### **8-player Leaders (150 or more)**

250	Connor Moore, Adair-Casey, 2000-03
174	Cody Weaver, Grandview Park Baptist, DM 2005-08

### **Career Opponent Fumble Recoveries**

#### **11-player Leaders (10 or more)**

11	Brad Hansen, Missouri Valley, 1984-86
10	Justin White, Northwood-Kensett, 1992-94
10	Jeff Schwarz, Sheldon, 1982-83
10	Jim Harmsen, North Tama, Traer, 1972-74

#### **8-player Leaders (10 or more)**

12	Brian Seieroe, Charter Oak-Ute, 2004-07
10	Patrick Flaherty, Murray, 2003-06
10	Drew Zane, Harmony, Farmington 2002-05

### **Career Interceptions**

#### **11-player Leaders (13 or more)**

23	Nick Noble, Riceville, 1999-2002
20	Brett Van Hove, North Tama, Traer, 1999-2001
20	Andrew Meier, Guthrie Center, 2004-2006
17	Danny Pattee, A-H-S-T, Avoca, 2005-07
17	Nathan Haaland, Osage, 2004-06
17	Jeff Horner, Mason City, 1998-2001
17	Doug Johnson, Griswold, 1974-77
17	Shawn Kolterman, Alden, 1984-87
16	Blake Kliegl, Okoboji, Milford, 2006-08
16	Jeremy Nally, Bedford, 1993-96

### All Time Bests cont'd

16 – Joe Sherman, Saint Ansgar, 1985-87

#### **8-player Leaders (13 or more)**

- 25 - Jace Hawley, Ar-We-Va, Westside, 2005 – 2007
- 21 – Brock Mills, Harmony, Farmington, 2001-03
- 18 - DJ Whittlatch, CAM, Anita, 2006-08
- 18 – Wil Bauer, Melcher-Dallas, 2003-06
- 17 – Kyle Savery, Charter Oak-Ute, 2003-06
- 15 – Jaxson Armstrong, CAM, Anita, 2007 – 2008 (Junior in 2008)

### **Career Kick-off Returns for TD**

#### **11-player (6 or more)**

New Category started in 2007

#### **8-player (6 or more)**

9 – Ethan Miller, Seymour, 2005-07

### **Career Punt Returns for TD**

#### **11-player (6 or more)**

New Category started in 2007

#### **8-player (6 or more)**

New Category in 2007

### **Career Interception Returns for TD**

#### **11-player (5 or more)**

New Category started in 2007

#### **8-player (5 or more)**

New Category started in 2007

### **Career Fumble Returns for TD**

#### **11-player (4 or more)**

New Category started in 2007

#### **8-Player**

New Category started in 2007

## **ALL-TIME WIN, SHUT OUT & OVERTIME BESTS THRU 2008 REGULAR SEASON**

### **Longest Unbeaten Streak (34 or more, may include play-off teams)**

#### **11-player**

- 56 – Waterloo East (next to last game in 1965 (tie); last game of 1965 thru 1971: 56 without a loss; 55 all wins)
- 49 – Harlan Community, first game 2003 – 2006 (to quarterfinals of play-offs)
- 47 – Dowling Catholic, WDM, last 3 games of 1966 to the final (9<sup>th</sup> game) game of 1971 (one tie)
- 47 – Anamosa, 1937 through 1945 (need the exact dates)
- 44 – Ankeny, 1932 last 4 games through first game in 1938
- 40 – Mount Pleasant, 1957 (third game) – 1961 (seventh game)
- 39 – Crestland, Early, last 2 games of 1967 through the first game of 1972
- 38 – Roland-Story, second game in 1979 through the 1982 play-offs.
- 38 – Central Lyon, Rock Rapids from fourth game 1974 through second game 1978
- 37 – Cedar Rapids Jefferson, 1963-67 (2 ties)
- 36 – West Branch, 1991 to quarterfinals of play-offs 1993
- 36 – Bettendorf, 1987 first game to semifinals of play-offs 1989
- 34 – Wapsie Valley, 1986-1988

#### **8-Player (25 or more)**

- 25 – Stanton, 2007 to the 2008 semifinals
- 25 - Adair-Casey, last three regular season games to 2000 to semifinals play-offs 2002

## Streaks, Shutouts & Overtimes cont'd

### Longest Regular Season Unbeaten Streak (35 or more)

#### 11-player

- 66 – Harlan Community, first game 1985 to last game in 1992
- 62 – West Branch, last 7 games 1990 through first game 1997
- 56 – Waterloo East (next to last game in 1965 (tie); last game of 1965 thru 1971: 56 without a loss; 55 all wins)
- 51 – Madrid, last 6 games in 1994 through 1999
- 47 – Dowling Catholic, WDM, last 3 games of 1966 to the final (9th game) game of 1971 (one tie)
- 46 – Harlan Community, 2003 – second game 2008
- 44 – Ogden, last seven games in 1980 through 1984 season
- 44 – Roland-Story, second game 1979 through 1984
- 44 – Ankeny, 1932 last 4 games through first game in 1938
- 41 – Wapsie Valley, 1986-90
- 40 – Mount Pleasant, third game 1957 to seventh game 1961
- 40 – Emmetsburg, third game 1977 to second game 1982
- 40 – Emmetsburg, last four games in 1995 thru 1999
- 39 – Crestland, Early, last 2 games of 1967 through the first game of 1972
- 36 – North Fayette, West Union, 2004 - 2007
- 36 – Emmetsburg, last two games, 1982 to second game 1987

#### 8-player (26 or more)

- 39 - Adair-Casey, last three regular season games, 2000 through 2005 opener
- 26 – Aurelia, last game 2001 to eighth game 2004

### Longest Conference or District Win Streak (40 or more)

#### 11-player

- 64 – Emmetsburg, last four 1995 through first six in 2004
- 64 – Dowling Catholic, WDM, (Des Moines Metro Conference 1967 to the second conference game in 1977)
- 56 – Harlan Community, first conference game 1985 to final district game in 1992
- 54 – Madrid, last 6 district games 1994 through first four district games in 2001
- 53 – West Branch, 1990 conference season through the first 3 district games in 1997
- 42 – Harlan Community, 2003 thru 2008 (in progress)

#### 8-player (25 or more)

- 29 – Adair Casey, last three 2000 through 2005 district opener

### Most Consecutive Shut-outs (8 or more)

#### 11-player

- 13 – Fremont-Mills, 1970 (final 8)-1971 (first 5)
- 13 – Garner, 1932-33
- 13 – Traer, 1928-30
- 11 – Mount Pleasant, 1962 (last game) 1963 (9 games), 1964 (first game)
- 10 – Webster City (last two games in 1935, all of 1936 season)
- 10 – Clear Lake, 1933 (last game); 1934 – 8 games; 1935 – first game
- 10 – Denison, 1905 (last game) only 4 games played in 1906 and first five games 1907
- 9 – Traer, 1929
- 9 – Holstein, 1939
- 8 – Treynor 2003
- 8 – Carson-Macedonia, 1973
- 8 – Postville, 1948
- 8 – Guthrie Center, 1939
- 8 – Harlan, 1900-01
- 8 – Baxter, 1959

#### 8-player

None reported

### Unbeaten, Unscored Upon Seasons

#### 11-Player

- Carson-Macedonia, 1973 (8 games)
- Clay Central, 1965 (9 games)
- Mount Pleasant, 1963 (9 games)
- Jefferson, 1952 (9 games)
- Montezuma, 1948 (8 games)

### Streaks, Shutouts & Overtimes cont'd

Postville, 1948 (8 games)  
Holstein, 1939 (9 games)  
Guthrie Center, 1939 (8 games)  
Webster City, 1936 (8 games)  
Clear Lake, 1934 (8 games)  
Garner, 1932 (9 games)  
Traer, 1929 (8 games)  
Jefferson, 1928 (9 games)  
Harlan, 1901 (7 games)

### 8-Player

None Reported

### Most overtimes in game

#### 11-player (5 or more)

7 Starmont (20) vs. Edgewood-Colesburg (14), Sept. 27, 1974  
6 Ames (55), vs. Valley, WDM (52), October 4, 2002 (14-14 end of regulation)  
6 Ventura (15) vs. Nora Springs-Rock Falls (12), Sept. 3, 1982  
6 Charter Oak-Ute (28) vs. Logan-Magnolia (22), Sept. 8, 1977  
5 Nishna Valley, Hastings (20) vs. Stanton (12), Sept. 8, 1972.  
5 Olin (26) vs. Bellevue (20), Oct. 21, 1977  
5 SEMCO, Gilman (42) vs. Garwin (34), Oct. 24, 1980  
5 Maquoketa Valley, Delhi (44) vs. Center Point-Urbana (38), Oct. 18, 2002  
5 Allison-Bristow (46) beat CAL-Dows (40), Sept. 19, 2003

#### 8-player (3 or more)

None reported

## ***Iowa All-Time Football Coaching Leaders***

***Years, W-L are those completed as a head coach thru 2008 Playoffs***

*(w-l at current/last school, listed first, if known; \* denotes in-active)*

***Those coaches with 120 Career Wins Listed***

### Coach & Schools

Dick Tighe, St. Edmond, Ft Dodge; Kuemper, Carroll; Webster City; I Falls co-c; Hamilton Cath., Ontario

\* Duane Twait, Emmetsburg (285-37); Pender, NE; Hartley

Curt Blatt, Harlan Community

Tom Stone, Pekin

Jerry Pezzetti, Ankeny (269-123-1); Melcher-Dallas; Murray

\* Jim Bellamy, Mount Vernon (268-93-1); Schaller, West Liberty; Perry

Pat Mitchell, Cedar Falls

\* Ed Thomas, Aplington-Parkersburg & Parkersburg (156-31; 283-65), Northeast Hamilton

\* Harold Tackleson, Notre Dame, Burlington; New London; Burlington

Bob Sanger, West Hancock

Ken Winkler, West Marshall (168-60); Essex, Treynor, Sioux City, West

Gary Swenson, Valley (139-23); Spencer (94-28); West Marshall, Manning,

Bob Howard, Webster City; Sigourney-Keota (229-52); Scranton (20-5)

Kerry VanWinkle, Roland-Story (226-101); Kanawha (32-16-3)

Randy Hinkel, Madrid (209-41); Lohrville

\* Norris Hale, Pella; Plattsmouth NE, Hamburg, Glenwood, Co. Bluffs A.L.

\* Jerry Southmayd, Wapsie Valley

\* Merv Habenicht, Bettendorf

\* Ted Rogers, Center Point-Urbana; NESCO, Zearing, Cedar Valley (Somers)

Bill Kibby, JSPC, Jefferson (108-67); St. Edmond, FD (110-74); Bayard, Johnston

\* Koy Goodchild, West Bend-Mallard

\* Larry Tryon, Ogden (155-51); Battle Creek, Rockwell City, Perry, Spencer

\* Max Dougherty, Bedford, Greene, Griswold

\* Jim Taylor, Schaller-Crestland & Schaller (123-57); Emerson, NE; Crofton, NE; O'Neill, NE;

\* Jim Carver, Alburnett; Willow, Quimby; Durant, IL

Don Hicks, Stanton

\* Ron Wymer, North Fayette, West Union (175-48); Turkey Valley, Jackson Jct.

### Record (Yrs)

372-141-8 (55)

339-63-2 (39)

331-35 (31)

327-79-1 (41)

327-134-1 (47)

320-127-4 (47)

296-126-1 (42)

292-84 (37)

287-117-15 (49)

277-119 (41)

274-118-3 (41)

267-80 (34)

259-67 (32)

258-117-3 (41)

255-61 (29)

252-132-7 (40)

241-83 (33)

234-65-1 (29)

233-83-2 (31)

231-165-2 (45)

229-38 (25)

228-89-3 (34)

225-87-2 (34)

225-108-3 (37)

224-151-4 (42)

222-142-1 (40)

219-77 (30)

### Coaches with 120 or More Wins cont'd

Jerry Staton, Albia; Pella Christian (9-9); Oskaloosa (154-111); Pekin, Vinton, Clarinda <i>(Coach Staton's years are varsity and do not count the two yrs of JV that Pella Christian had when starting its program)</i>	219-162-1 (41)
Fred Wieck, Clear Lake (162-57); Plainfield; GMG, Garwin	218-83 (30)
Butch Pederson, West Branch	213-55 (26)
* Dick Null, Central Lyon, Rock Rapids (193-77-3); Lake View-Auburn, Albert City-Truesdale	212-83-3 (33)
* Tom Kopatich, Ottumwa (119-57); Assumption, Davenport, Wahlert, Dubuque; CR LaSalle	209-95-0 (30)
* Bob Rasmussen, Riceville	207-94-4 (35)
* Ed Hansen, Solon	206-70 (28)
* Dave Mineart, Norwalk; Harmony, Farmington, HLV, Victor	206-106-3 (35)
Denny Muller, Southeast Polk (51-22), Gehlen Catholic, LeMars (154-105)	205-127 (35)
* Lee Crawford, Valley, WDM (130-83); Tipton	203-102-5 (33)
Floyd Forman, co-coach IKM/Manning; Manning (190-82)	202-83 (30)
* Jim Wharton, AvoHa, Avoca; Earlham	202-76-1 (30)
* Bob Evans, Mount Pleasant	202-91-4 (33)
* Dean Nelson, Monticello (183-117-4), Unionville, MO	200-128-6 (37)
* Bob Daut, Nodaway Valley; Greenfield (152-89-1); Mitchellville; Columbus, Columbus Jct.	200-110-3 (34)
Dick Bergstrom, Creston (165-112), Sheldon, Sac City, South Winneshiek	199-151-0 (37)
Steve Milder, West Central, Maynard (178-102); Cedar Valley,	197-119(33)
* Rod Hough, Graettinger	197-87 (34)
* John Danks, Pleasantville	190-57 (26)
* Bill Nelson, West Burlington-Notre Dame (170-74); Boone Valley, Renwick, Lake Mills	190-94 (33)
Bob McCoy, Bedford	188-119 (30)
* Wally Sheets, Cedar Rapids, Washington, Tipton	188-88-4 (31)
* Ron Peck, Adair-Casey; Colo, Marathon, Maple Valley, Beemer, NE	187-68-3 (27)
* Warren Woepking, Columbus Community, Columbus Jct.	186-61 (26)
* Denny Frerichs, Urbandale (182-81-1); Exira	186-86-1 (33)
* Gary McElmurray, Iowa Falls (131-71); Irwin-Kirkham	186-88 (28)
Steve Ehret, North Mahaska, New Sharon	185-94 (27)
* Jim Williams, Dowling, WDM (118-9-3); Audubon, East Dubuque, IL	185-27-4 (21)
* Lloyd Sisco, Burlington; Washington; Schaller, Cardinal, WACO, Olds (121-15)	184-63-2 (27)
* Rich Sherman, St. Ansgar; Plainfield	181-78-2 (30)
* Steve Staker, Fredericksburg	178-139-1 (35)
* Frank Gilson, Newton, Southeast Polk, Runnells	177-64-2 (27)
* Ed Morrissey, Pleasant Valley	177-97 (28)
Craig Parkinson, Akron-Westfield; Sibley-Ocheyedan; Akron (157-119); West Harrison	175-125 (31)
* Bob Weber, Hamburg	173-42 (22)
Mike Dirksen, Newman Catholic, Mason City (161-81); Dodge Center, MN	172-96 (27)
* Duane Marcellus, Pocahontas (137-42); Montezuma, Twin Rivers, Bode, Whittier, CA	172-54-1 (27)
* Don Prior, Des Moines Roosevelt (131-65-11), Earlham, Iowa Falls	172-78-15 (31)
* Tom Good, Regis, Cedar Rapids	171-65-3 (26)
Gaylord Schilling, Atlantic; Tri-Center, Neola	170-155 (26)
* John Strain, East-Marshall, LDF-SEMCO, LDF (133-91), Mid-Prairie, Wellman	170-70 (26)
* Tom Stahle, Sergeant Bluff-Luton; Sergeant Bluff	170-110-2 (33)
* Lynn Cadwell, WLVA; Wall Lake	167-58 (26)
* Jim Fox, Davenport Central (156-66-9); Britt	167-72-9 (27)
* Dave Strum, Greene (165-81); Keota	167-106 (29)
* Chuck Kyte, Iowa Valley, Marengo (155-84); SEMCO, Gilman	166-92 (28 yrs)
* Don Mauro, Dowling, WDM, Colfax, Saydel	165-55-4 (23)
* Jim Kloewer, Stuart-Menlo (139-39-3); Dow City-Arion	164-41-3 (20)
Jay Rozeboom, West Lyon, Inwood	163-29 (17)
* Dave Barclay, Starmont	162-73 (25)
* Pearl Smith, Fairfield	162-67 (25)
Dave Carper, Clarinda; Nishna Valley, Hastings; Bancroft, NE	161-120-2 (29)
* Mark Guenther, Denver	161-64 (24)
* Eugene Carey, LeMars	161-47-8 (27)
* Russ Kraai, Holstein, Havelock	161-44-3 (25)
* Larry Brown, Iowa City, City	161-60 (21)
* Dave Still, Mount Ayr (109-63), Mound City, MO	161-96-1 (29)
* Cecil Rhoads, Des Moines Lincoln; Nevada, Sigourney, Greene, Ventura, Mingo	160-125-10 (34)

Coaches with 120 or More Wins cont'd

Mike Stafford, East Buchanan, Winthrop	159-91 (24)
Rick Pogemiller, Bellevue	159-123 (35)
* Walt Fiegel, Sioux City East (128-79), Tripp, SD	158-81 (26)
* Bob Strouse, Okoboji, Milford; Terrill (91-28)	158-112 (30)
* Gordon McKinstrey, M-OC (103-76); Hartley, Lytton, Milford	158-128-4 (33)
* Bob Timmerman, Dubuque Hempstead (107-58); Beckman, Dyersville	157-76-5 (26)
* Jim Willett, Audubon (105-82), Anita	156-121 (29)
* Richard Strouse, Ballard, Wall Lake	156-98 (30)
* Dwight Spangler, West Branch, Central Clinton, DeWitt	156-130 (32)
* Brad Van Rooyen, South O'Brien (46-37), Alden	156-113-0 (30)
* Jim Crow, Eastwood, Correctionville	155-57-1 (24)
Roger Sommerlot, Pocahontas Area (124-64); Colo-NESCO, Trego, KS	154-82 (24)
* Marshall Scichilone, Woodbine (58-28); St. Albert, Council Bluffs (96-49)	154-77 (25)
* Harley Rollinger, Webster City, Moline, Ill	153-24-7 (22)
* Jack Fisk, Cedar Rapids Jefferson (112-36), Ottumwa, Anamosa, Waverly	153-70-2 (25)
* Bill Taylor, South Hamilton (138-111), Anita	153-122 (29)
* Richard Harris, Oakland	152-40 (22)
* Ken Wells, Ames (134-25-8); Grundy Center	152-37-9 (25)
* Paul Epperly, Wayne, Cordon (147-56-5), Fox Valley, A.C.L., Allerton	150-69-5 (25)
* Jack Blazek, Red Oak; Anita, Indianola, Cherokee, Marshalltown, DM East, Ottumwa, Sidney	150-90-6 (30)
Jeff Tudor, West Fork; SCMT, Sheffield (55-64), Rockwell-Swaledale, Meservey-Thornton, Ruthven	149-125 (30)
Tom Casey, co-coach IKM/Manning; IKM, Manilla (136-83)	148-84 (24)
* Joe McNeill, Mount Ayr (136-70-4); Iowa Falls	148-74-5 (28)
* Lonnie Powers, Knoxville; Lone Tree, WACO, Wayland;	148-73-1 (24)
* Myron Radke, Aurelia (141-84); Crestland, Early	148-86 (26)
* Gordon McKinstrey, Maurice-Orange City; Hartley, Lytton	148-106-4 (29)
* Dave Arns, Waverly-Shell Rock	147-51 (20)
* Dale Tryon, Boone (70-56), Manson (36-4), Audubon (26-1), Cedar Rapids, Kennedy (15-12-1)	147-63-1 (24)
* Dick Wuest, Decorah (139-80); Knoxville	147-90 (32)
* Harold Wilkinson, Cedar Rapids, Washington; Marengo	146-62 (26)
* Reese Morgan, Iowa City West (67-20); Benton Community, Van Horne	146-70 (22)
* Tom Lang, Lawton-Bronson	146-93-0 (27)
* Greg Purnell, Linn-Mar; (3 yrs. in Wisconsin – 9-15)	144-76 (22)
* Dean Roe, Dexfield, Redfield; South Page, Coin	143-31-1 (20)
Bob Jensen, Mount Pleasant	143-56 (20)
* Chuck Henry, Washington; Sigourney (76-21)	143-91 (25)
* John Jenkins, Newton	143-41 (17)
* Orville Rust, Cedar Rapids Franklin; Cedar Rapids Washington, Webster City	142-109-26 (30)
* John Swanson, Storm Lake; Albert City-Truesdale; Manson	142-98 (30)
* Tom Kilburg, Epworth, Western Dubuque	141-98 (25)
* Bruce Pickford, Cherokee; Sanborn, Sioux City Central, Fountain Valley, CA	140-48-6 (19)
* Doug Pinkham, West Marshall (94-26-2), Nashua	140-40-5 (22)
* Bob Young, Southeast Warren	140-43 (19)
* Bob Myers, Corning; Newell-Providence, East Union, Northeast Hamilton, Grundy Center	140-109 (28)
Jim Boyd, LeMars (96-65); Harris-Lake Park	139-128 (27)
* Steve Watson, Dallas Center-Grimes, Ponca, NE	138-60 (20)
* Dean Downer, CAM, Anita; Cumberland-Massena, Newell-Providence	136-63 (20)
Dave Capitani, Northwood-Kensett	135-65 (20)
* John Swanson, Storm Lake; Albert City-Truesdale, Manson	135-79-3 (27)
* Brad Heitland, Algona; Ventura	135-112 (27)
* Dave Summy, Saydel; Indianola, North Polk	135-145 (33)
* Tom Elliott, Armstrong-Ringsted; NESCO, Zearing; Armstrong	134-98 (29)
* Jerry Shultz, Estherville-Lincoln Central; Turkey Valley, Floyd Valley	132-117-1(28)
* Walt Becker, Lynnville-Sully	128-68-2 (24)
* Don Knock, Cedar Rapids Kennedy; Grundy Center	128-85 (24)
Randy Calvert, Interstate 35, Truro;	127-xx (xx yrs)
* Les Hipple, Marion (106-42-10); West Branch (21-5-1)	127-47-11 (21)
Bruce Held/Steve Diediker, Hinton co-coaches	126-106 (26)
Tom Wilson, Dowling Catholic, WDM; Dike-New Hartford	126-50 (15)
Tony Perkins, Marion	126-xx (xx yrs)

### Coaches with 120 or More Wins cont'd

* Ed Weeks, Wapello (69-20), Alden, Baxter	126-37 (19)
* Darrell Brand, Montezuma; Harmony, Farmington	126-64-1 (21)
Jim Dunne, Grinnell	125-48 (16)
Dave Wiebers, Denison-Schleswig	125-xx (xx)
* Norm Theiss, Clear Lake (90-27-6); Sumner, Billings West, Colorado Springs	125-55-6 (23)
* Steve Padilla, Lewis Central	124-86 (23 yrs)
Marty Waddle, Bishop Garrigan, Algona	123-xx (xx)
* Glen Brewer, Logan-Magnolia (101-60-6); Galva-Holstein	122-66-6 (21)
Toby Lorenzen, Central Lyon/George-Little Rock	122-35 (14)
* John Aldrich, NUH, Cedar Falls	120-49 (21)
* John Mills, Saydel; Pleasant Valley, Madrid, Griswold, Panora	120-65-10 (23)

***Coaches with over 100 wins are included on our website list under "Archives." We are always seeking career record information, like those above, on coaches not listed. Please send information to Bud Legg at the IHSAA***

## IOWA HIGH SCHOOL FOOTBALL FAST FACTS – Going into 2009

<b>Play-off Timeline:</b>	1972 – (4 classes: 4A, 3A, 2A, 1A); 4 qualifiers per class
	1975 - 8 qualifiers per class
	1981 – A fifth class is added — Class A
	1984 - 8 qualifiers in Class 4-A; 16 in Classes 3-A, 2-A, 1-A, and A;
	1986 – Class 4-A moves to 16 qualifiers
	2000 – 8-Player is added to the playoffs
	2000 – First - 8-player Championships – 4 qualifiers
	2002 – 8-player qualifiers to 8; championship game in UNI-Dome
	2006 – 8-player qualifiers to 16; semifinals in UNI-Dome
	2008 – A "substate" round is added - 32 teams in each class for post-season play

**Participation Trophy for First Round Play-off Losing Team:** 1981

**District Football:** 1992

**Play-off Finals in the UNI-Dome:** 1976

**Play-off Semifinals in the UNI-Dome:** 1998

**Play-off Semifinals in UNI-Dome (all classes including 8-player):** 2006

**13-Point Tie Breaker:** 1996

**Eight-Player Football Revived:** 1998

### OTHER FAST FACTS ABOUT IOWA PREP FOOTBALL

**Overtime Procedures:** 1972 (formally adopted by NFHS in 1975)

**50-Point Rule:** 1992-2003

**Continuous Clock after 35-point Differential in Second Half:** 2004 (replaced 50-point Rule)

**Sportsmanship Ratings:** 1993

**Player Hall of Fame Selections:** 1980 (through 2008 there have been 130 individuals honored)

**High School Ratings:** Associated Press, 1946

**All-State Selections:** Des Moines Register – since 1914; IDPA/INA – since 1933

**First Radio Broadcast of a Game:** KFJB, Marshalltown; Sept. 23, 1922: Marshalltown vs. Belle Plaine and Marshalltown vs. Toledo. This was the first in Iowa and in the nation.

**Head Coaches:** Going into the 2009 season there have been 663 head coaches who have had at least one team in the State Play-offs. 120 coaches and 103 schools have won at least one State Title.

**Titles & Undefeated Champions:** There have been 185 State Championships decided. 113 of the 185 championship teams have finished the season unbeaten. By class the numbers are: 4-A – 23; 3-A – 17; 2-A – 23; 1-A – 28; A – 16; 8-Player – 6. Classes 1-A thru 4-A have crowned champions since 1972 with the Class A since 1981; and 8-Player since 2000.

**Qualifiers:** Through the 2009 season 388 schools have qualified for the play-offs at least once.

**Play-off Games & OTs:** 2,238 games have been played in the play-offs. 83 of those games have been decided in overtime; Harlan has been involved in the most (9), winning 8. The most overtimes in a play-off game is 4 and there have been 3 in championship games (1985 – Class A Championship: Paton-Churdan over Sanborn, 20-14, 1985; Class 3A - Semifinals: Spencer over Glenwood, 17-14, 1994; Class 3-A – Semifinals: Harlan over Grinnell, 56-55, 2000) 8 Title Games, 6 in Class A and one each in 4-A and 3-A, have been decided in overtime.

**Officials:** In the past 37 years of play-offs (prior to 2009), 1,151 officials have received at least one post season assignment. Of those 290 (25.2%) have officiated at least one championship game.

**Next Level:** No fewer than seven coaches who won Iowa prep championships were also successful at the



## Fast Facts 2009 cont'd

collegiate level. Included in that list are: **Barry Alvarez**, Mason City (head coach at Wisconsin after stops at Iowa and Notre Dame); **Don Knock**, Grundy Center (assistant positions at Iowa State University, University of Nebraska-Omaha); **Reese Morgan** (assistant coach University of Iowa); **Jerry Southmayd**, Wapsie Valley (assistant at Central College); **Steve Staker**, Fredericksburg (head coach at Coe College); **Mel Tjeerdsma**, Sioux Center (head coach at Northwest Missouri State University); and **Duane Twait**, Emmetsburg (assistant coach at Iowa Central Community College).

### **Most Points Scored by Winning Team in a Play-off Game**

Class 4A – 64 by Dowling Catholic, WDM vs. Southeast Polk (14) 1st round, 1973  
Class 3A – 69 by Central Clinton, De Witt vs. Fairfield (41), 1st round, 2007  
Class 2A – 60 by Solon vs. Central Lyon/George-Little Rock (14), Championship 2008  
Class 1A – 61 by Bedford vs. Underwood (6), 1st round, 1998  
Class A – 68 by Wellsburg-Steamboat Rock vs. Northeast Hamilton (32), 1st round, 1990  
8-Player – 80 by Adair-Casey vs. Stanton (26), semifinals, 2003

### **Most Points Scored by Winning Team in a Championship Game**

Class 4A – 45 by Iowa City, City vs. Ames (22), 1996  
Class 3A – 49 by Harlan vs. Grinnell (7), 1998  
Class 2A – 60 by Solon vs. Central Lyon/George-Little Rock (14), 2008  
Class 1A – 55 by Pekin vs. Bedford (14), 1998  
Class A – 52 by Manning vs. Fredericksburg (0), 2002  
8-Player – 56 by St. Mary's, Remsen vs. Adair-Casey (8), 2004

### **Total Points Scored by both Teams in Championship Game**

Class 4A – 69 by Davenport Central 37, Dowling Catholic, WDM 32 (1973)  
Class 3A – 73 by Harlan 38, Mount Vernon 35 (2003)  
Class 2A – 81 by West Lyon 41, Dike-New Hartford 40 (1999)  
Class 1A – 69 by Pekin, Packwood 55, Bedford 14 (1998)  
Class A – 77 by Laurens-Marathon 41, North Mahaska, New Sharon 36 (1989)  
8-Player – 84 by Adair-Casey 54, Aurelia 30, (2001)

### **Most Total Points Scored in Play-off Games, Season**

Class 4A – 158 by Iowa City, City, 1996 champion  
Class 3A – 198 by Harlan Community, 2003 champion  
Class 2A – 185 by Solon, 2008 champion  
Class 1A – 203 by Pekin, Packwood, 1998 champion  
Class A – 167 by North Mahaska, New Sharon, 2005 champion  
8-Player – 198 by Stanton, 2007 champion